

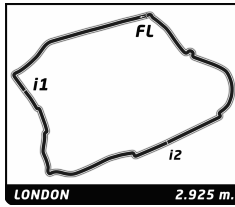
FIA Formula E Championship

Round 10 - London ePrix

Race Analysis

Official Timekeeper TAGHeuer

Personal Best							Session Best							B Crossing the finish line in pit lane								
Lap	C	Time	Sector 1	Sector 2	Sector 3	Kph	Elapsed	Lap	Time	Sector 1	Sector 2	Sector 3	Kph	Elapsed	Lap	C	Time	Sector 1	Sector 2	Sector 3	Kph	Elapsed
2 Sam Bird GBR																						
Virgin Racing Formula E Team							Spark - Renault SRT_01 E															
1	B	2:15.244	26.778	1:07.905	40.561	77.9	2:15.244	23	B	1:31.660	24.633	34.330	32.697	114.9	39:14.108							
2	B	1:32.941	25.154	34.755	33.032	113.3	3:48.185	24	B	1:32.799	24.610	35.017	33.172	113.5	40:46.907							
3	B	1:31.231	24.454	34.078	32.699	115.4	5:19.416	25	B	1:33.873	25.041	34.496	34.336	112.2	42:20.780							
4	B	1:31.377	24.563	34.111	32.703	115.2	6:50.793	26	B	1:33.782	25.302	34.896	33.584	112.3	43:54.562							
5	B	1:30.353	24.270	33.681	32.402	116.5	8:21.146	27	B	1:33.174	25.338	34.629	33.207	113.0	45:27.736							
6	B	1:30.498	24.320	33.569	32.609	116.4	9:51.644	28	B	1:33.092	25.309	34.170	33.613	113.1	47:00.828							
7	B	1:31.045	24.418	33.873	32.754	115.7	11:22.689	29	B	1:36.653	25.021	36.893	34.739	108.9	48:37.481							
8	B	1:30.952	24.360	33.791	32.801	115.8	12:53.641															
9	B	1:30.541	24.339	33.624	32.578	116.3	14:24.182															
10	B	1:30.451	24.230	33.722	32.499	116.4	15:54.633															
11	B	1:30.966	24.470	33.721	32.775	115.8	17:25.599															
12	B	1:30.426	24.408	33.558	32.460	116.4	18:56.025															
13	B	1:30.312	24.439	33.543	32.330	116.6	20:26.337															
14	B	1:30.352	24.371	33.542	32.439	116.5	21:56.689															
15	B	1:30.268	24.463	33.515	32.290	116.7	23:26.957															
16	A	2:45.455	24.418	34.127	1:46.910	63.6	26:12.412															
17	A	1:41.282	34.763	33.949	32.570	104.0	27:53.694															
18	A	1:55.071	29.248	42.027	43.796	91.5	29:48.765															
19	A	2:42.607	43.564	1:05.111	53.932	64.8	32:31.372															
20	A	2:03.692	40.460	49.052	34.180	85.1	34:35.064															
21	A	1:30.227	24.395	33.517	32.315	116.7	36:05.291															
22	A	1:30.295	24.219	33.415	32.661	116.6	37:35.586															
23	A	1:29.624	24.199	32.920	32.505	117.5	39:05.210															
24	A	1:29.832	24.077	33.932	31.823	117.2	40:35.042															
25	A	1:29.455	24.030	33.132	32.293	117.7	42:04.497															
26	A	1:29.543	24.166	33.109	32.268	117.6	43:34.040															
27	A	1:29.364	23.817	33.226	32.321	117.8	45:03.404															
28	A	1:29.394	24.097	33.126	32.171	117.8	46:32.798															
29	A	1:29.748	24.276	33.468	32.004	117.3	48:02.546															
3 Fabio Leimer CHE																						
Virgin Racing Formula E Team							Spark - Renault SRT_01 E															
1	A	2:32.309	46.223	1:05.405	40.681	69.1	2:32.309															
2	A	1:34.290	25.630	35.109	33.551	111.7	4:06.599															
3	A	1:33.483	25.281	34.848	33.354	112.6	5:40.082															
4	A	1:33.316	25.003	34.688	33.625	112.8	7:13.398															
5	A	1:32.678	24.970	34.431	33.277	113.6	8:46.076															
6	A	1:32.293	24.789	34.282	33.222	114.1	10:18.369															
7	A	1:32.648	24.877	34.237	33.534	113.7	11:51.017															
8	A	1:31.198	24.556	33.983	32.659	115.5	13:22.215															
9	A	1:31.189	24.563	33.860	32.766	115.5	14:53.404															
10	A	1:31.455	24.423	34.081	32.951	115.1	16:24.859															
11	A	1:31.366	24.555	33.937	32.874	115.3	17:56.225															
12	A	1:30.103	24.388	33.570	32.145	116.9	19:26.328															
13	B	2:45.374	24.581	34.857	1:45.936	63.7	22:11.702															
14	B	1:42.548	35.566	34.186	32.796	102.7	23:54.250															
15	B	1:34.056	25.528	35.532	32.996	112.0	25:28.306															
16	B	1:33.209	25.015	34.219	33.975	113.0	27:01.515															
17	B	1:36.718	25.116	35.461	36.141	108.9	28:38.233															
18	B	1:43.980	30.486	36.429	37.065	101.3	30:22.213															
19	B	2:16.547	27.248	54.926	54.373	77.1	32:38.760															
20	B	2:02.559	41.701	47.065	33.793	85.9	34:41.319															
21	B	1:30.834	24.430	33.819	32.585	115.9	36:12.153															
22	B	1:30.295	24.319	33.853	32.123	116.6	37:42.448															
5 Karun Chandhok IND																						
Mahindra Racing Formula E Team							Spark - Renault SRT_01 E															
1	A	2:24.040	37.538	1:04.970	41.532	73.1	2:24.040															
2	A	1:32.540	25.064	34.551	32.925	113.8	3:56.580															
3	A	1:31.266	24.697	33.913	32.656	115.4	5:27.846															
4	A	1:31.929	24.835	33.958	33.136	114.5	6:59.775															
5	A	1:31.467	24.840	34.064	32.563	115.1	8:31.242															
6	A	1:31.296	24.862	33.671	32.763	115.3	10:02.538															
7	A	1:31.696	25.129	33.757	32.810	114.8	11:34.234															
8	A	1:31.324	24.750	33.789	32.785	115.3	13:05.558															
9	A	1:31.258	24.457	33.668	33.133	115.4	14:36.816															
10	A	1:31.700	24.777	33.867	33.056	114.8	16:08.516															
11	A	1:31.536	24.704	33.928	32.904	115.0	17:40.052															
12	A	1:30.793	24.704	33.665	32.424	116.0	19:10.845															
13	A	1:31.151	24.757	34.022	32.372	115.5	20:41.996															
14	A	1:31.317	24.742	33.799	32.776	115.3	22:13.313															
15	B	2:44.031	25.146	34.355	1:44.530	64.2	24:57.344															
16	B	1:42.816	35.077	34.651	33.088	102.4	26:40.160															
17	B	1:32.523	24.901	33.885	33.737	113.8	28:12.683															
18	B	1:48.063	30.123	38.232	39.708	97.4	30:00.746															
19	B	2:36.521	39.079	1:03.150	54.292	67.3	32:37.267															
20	B	2:02.480	40.672	48.413	33.395	86.0	34:39.747															
21	B	1:30.363	24.540	33.524	32.299	116.5	36:10.110															
22	B	1:30.252	24.620	33.332	32.300	116.7	37:40.362															
23	B	1:30.114	24.414	33.589	32.111	116.9	39:10.476															
24	B	1:32.324	24.443	33.761	34.120	114.1	40:42.800															
25	B	1:30.580	24.645	33.705	32.230	116.3	42:13.380															
26	B	1:29.975	24.411	33.326	32.238	117.0	43:43.355															
27	B	1:29.923	24.609	33.252	32.062	117.1	45:13.278															
28	B	1:29.791	24.621	33.246	31.924	117.3	46:43.069															
29	B	1:47.310	24.140	48.386	34.784	98.1	48:30.379															
6 Loïc Duval FRA																						
Dragon Racing Formula E Team							Spark - Renault SRT_01 E															
1	A	2:19.025	30.679	1:06.563	41.783	75.7	2:19.025															
2	A	1:33.195	25.059	34.571	33.565	113.0	3:52.220															
3	A	1:31.578	24.565	34.269	32.744	115.0	5:23.798															
4	A	1:31.217	24.835	33.867	32.515	115.4	6:55.015															
5	A	1:30.896	24.592	33.626	32.678	115.8	8:25.911															
6	A	1:30.637	24.449	33.752	32.436	116.2	9:56.548															
7	A	1:30.066	24.233	33.509	32.324	116.9	11:26.614															
8	A	1:30.510	24.399	33.740	32.371	116.3	12:57.124															
9	A	1:30.116	24.232	33.583	32.301	116.8	14:27.240															
10	A	1:30.146	24.212	33.483	32.451	116.8	15:57.386															
11	A	1:30.507	24.255	33.568	32.684	116.3	17:27.893															
12	A	1:30.591	24.376	33.669	32.546	116.2	18:58.484															
13	A	1:30.806	24.498	33.657	32.651	116.0	20:29.290															
14	B	2:40.608	24.385	33.692	1:42.531	65.6	23:09.898															
15	B	1:39.887	34.461	33.525	31.901	105.4	24:49.785															



FIA Formula E Championship

Round 10 - London ePrix

Race Analysis

Official Timekeeper TAGHeuer

Lap	C	Time	Sector 1	Sector 2	Sector 3	Kph	Elapsed	Lap	Time	Sector 1	Sector 2	Sector 3	Kph	Elapsed	
16	B	1:30.377	24.494	33.654	32.229	116.5	26:20.162	9	A	1:30.001	24.388	33.479	32.134	117.0	14:19.621
17	B	1:30.497	24.252	33.392	32.853	116.4	27:50.659	10	A	1:29.910	24.344	33.539	32.027	117.1	15:49.531
18	B	1:55.827	26.656	44.541	44.630	90.9	29:46.486	11	A	1:30.119	24.207	33.663	32.249	116.8	17:19.650
19	B	2:42.813	43.894	1:03.631	55.288	64.7	32:29.299	12	A	1:29.865	24.362	33.531	31.972	117.2	18:49.515
20	B	2:04.223	40.199	49.404	34.620	84.8	34:33.522	13	A	1:30.275	24.375	33.680	32.220	116.6	20:19.790
21	B	1:30.545	24.532	33.909	32.104	116.3	36:04.067	14	A	1:30.034	24.392	33.513	32.129	117.0	21:49.824
22	B	1:29.930	24.320	33.626	31.984	117.1	37:33.997	15	B	2:41.734 B	24.866	34.498	1:42.370	65.1	24:31.558
23	B	1:30.273	24.263	33.629	32.381	116.6	39:04.270	16	B	1:40.624	34.521	33.862	32.241	104.6	26:12.182
24	B	1:29.632	24.130	33.490	32.012	117.5	40:33.902	17	B	1:30.335	24.305	33.603	32.427	116.6	27:42.517
25	B	1:30.225	24.246	33.727	32.252	116.7	42:04.127	18	B	2:00.901	26.684	48.721	45.496	87.1	29:43.418
26	B	1:30.970	24.110	33.323	33.537	115.8	43:35.097	19	B	2:43.766	44.072	1:04.025	55.669	64.3	32:27.184
27	B	1:29.847	23.867	33.232	32.748	117.2	45:04.944	20	B	2:05.457	39.845	49.534	36.078	83.9	34:32.641
28	B	1:29.379	24.264	33.245	31.870	117.8	46:34.323	21	B	1:30.370	24.419	33.742	32.209	116.5	36:03.011
29	B	1:29.968	24.139	33.383	32.446	117.0	48:04.291	22	B	1:29.607	24.347	33.509	31.751	117.5	37:32.618

7 Jérôme D'Ambrosio BEL
Dragon Racing Formula E Team Spark - Renault SRT_01 E

1	A	2:07.947	15.433	1:07.319	45.195	82.3	2:07.947
2	A	1:32.256	25.200	34.243	32.813	114.1	3:40.203
3	A	1:31.327	24.808	33.981	32.538	115.3	5:11.530
4	A	1:31.209	24.717	33.992	32.500	115.4	6:42.739
5	A	1:30.603	24.600	33.634	32.369	116.2	8:13.342
6	A	1:30.318	24.516	33.632	32.170	116.6	9:43.660
7	A	1:29.948	24.272	33.330	32.346	117.1	11:13.608
8	A	1:29.809	24.358	33.289	32.162	117.2	12:43.417
9	A	1:29.827	24.372	33.186	32.269	117.2	14:13.244
10	A	1:29.664	24.448	33.282	31.934	117.4	15:42.908
11	A	1:29.397	24.256	33.300	31.841	117.8	17:12.305
12	A	1:29.352	24.253	33.263	31.836	117.8	18:41.657
13	A	1:29.994	24.282	33.457	32.255	117.0	20:11.651
14	A	1:29.820	24.342	33.275	32.203	117.2	21:41.471
15	B	2:39.365 B	24.392	33.390	1:41.583	66.1	24:20.836
16	B	1:40.865	35.006	33.712	32.147	104.4	26:01.701
17	B	1:31.414	24.595	33.816	33.003	115.2	27:33.115
18	B	1:56.238	24.741	45.531	45.966	90.6	29:29.353
19	B	2:51.159	52.339	1:01.723	57.097	61.5	32:20.512
20	B	2:08.347	39.089	52.433	36.825	82.0	34:28.859
21	B	1:30.161	24.451	33.735	31.975	116.8	35:59.020
22	B	1:29.479	24.452	33.293	31.734	117.7	37:28.499
23	B	1:29.505	24.276	33.142	32.087	117.6	38:58.004
24	B	1:29.349	24.393	33.066	31.890	117.9	40:27.353
25	B	1:29.339	24.276	33.147	31.916	117.9	41:56.692
26	B	1:29.431	24.192	33.209	32.030	117.7	43:26.123
27	B	1:29.499	24.393	33.118	31.988	117.7	44:55.622
28	B	1:30.112	24.386	33.326	32.400	116.9	46:25.734
29	B	1:29.989	24.395	33.397	32.197	117.0	47:55.723

8 Nicolas Prost FRA
Team e.dams Renault Spark - Renault SRT_01 E

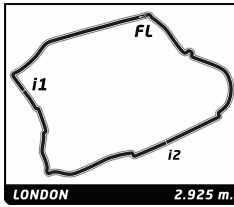
1	A	2:12.543	23.017	1:07.383	42.143	79.4	2:12.543
2	A	1:31.660	24.978	34.029	32.653	114.9	3:44.203
3	A	1:32.951	24.703	33.914	34.334	113.3	5:17.154
4	A	1:30.635	24.590	33.696	32.349	116.2	6:47.789
5	A	1:30.539	24.623	33.678	32.238	116.3	8:18.328
6	A	1:30.485	24.277	33.663	32.545	116.4	9:48.813
7	A	1:30.599	24.406	33.677	32.516	116.2	11:19.412
8	A	1:30.208	24.255	33.666	32.287	116.7	12:49.620

9 Sébastien Buemi CHE
Team e.dams Renault Spark - Renault SRT_01 E

1	B	2:06.648	14.021	1:07.447	45.180	83.1	2:06.648
2	B	1:32.658	25.267	34.388	33.003	113.6	3:39.306
3	B	1:31.050	24.647	33.806	32.597	115.7	5:10.356
4	B	1:30.484	24.528	33.561	32.395	116.4	6:40.840
5	B	1:30.087	24.393	33.444	32.250	116.9	8:10.927
6	B	1:30.490	24.508	33.536	32.446	116.4	9:41.417
7	B	1:29.795	24.257	33.398	32.140	117.3	11:11.212
8	B	1:30.085	24.244	33.611	32.230	116.9	12:41.297
9	B	1:29.694	24.375	33.289	32.030	117.4	14:10.991
10	B	1:29.980	24.285	33.611	32.084	117.0	15:40.971
11	B	1:29.233	24.106	33.127	32.000	118.0	17:10.204
12	B	1:28.804	23.960	33.057	31.787	118.6	18:39.008
13	B	1:29.019	24.110	33.083	31.826	118.3	20:08.027
14	B	1:30.988	24.220	33.155	33.613	115.7	21:39.015
15	A	2:38.459 B	24.251	33.374	1:40.834	66.5	24:17.474
16	A	1:41.330	34.854	34.002	32.474	103.9	25:58.804
17	A	1:31.567	24.574	33.491	33.502	115.0	27:30.371
18	A	1:57.952	24.966	47.275	45.711	89.3	29:28.323
19	A	2:51.221	52.187	1:01.794	57.240	61.5	32:19.544
20	A	2:08.686	39.167	52.454	37.065	81.8	34:28.230
21	A	1:29.888	24.403	33.275	32.210	117.1	35:58.118
22	A	1:29.604	24.353	33.408	31.843	117.5	37:27.722
23	A	1:29.186	24.064	33.121	32.001	118.1	38:56.908
24	A	1:29.450	24.204	33.207	32.039	117.7	40:26.358
25	A	1:29.591	24.336	33.378	31.877	117.5	41:55.949
26	A	1:29.116	24.174	33.184	31.758	118.2	43:25.065
27	A	1:29.481	24.246	33.152	32.083	117.7	44:54.546
28	A	1:29.895	24.282	33.328	32.285	117.1	46:24.441
29	A	1:30.343	24.469	33.499	32.375	116.6	47:54.784

10 Jarno Trulli ITA
Trulli Formula E Team Spark - Renault SRT_01 E

1	B	2:32.996	47.512	1:06.222	39.262	68.8	2:32.996
---	---	----------	--------	----------	--------	------	----------



FIA Formula E Championship

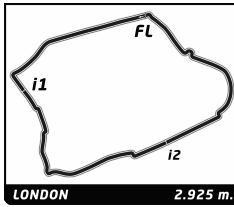
Round 10 - London ePrix

Race

Analysis

Official Timekeeper

Personal Best							Session Best							B Crossing the finish line in pit lane									
Lap	C	Time	Sector 1	Sector 2	Sector 3	Kph	Elapsed	Lap	Time	Sector 1	Sector 2	Sector 3	Kph	Elapsed	Lap	C	Time	Sector 1	Sector 2	Sector 3	Kph	Elapsed	
2	B	1:34.517	25.740	35.159	33.618	111.4	4:07.513	27	A	1:29.327	24.159	33.009	32.159	117.9	44:57.695								
3	B	1:33.315	25.224	34.630	33.461	112.8	5:40.828	28	A	1:29.428	24.195	33.325	31.908	117.7	46:27.123								
4	B	1:33.175	25.287	34.767	33.121	113.0	7:14.003	29	A	1:30.070	24.328	33.202	32.540	116.9	47:57.193								
5	B	1:32.881	25.178	34.272	33.431	113.4	8:46.884																
6	B	1:32.226	24.904	34.303	33.019	114.2	10:19.110																
7	B	1:33.493	24.962	34.601	33.930	112.6	11:52.603																
8	B	1:33.607	25.142	34.469	33.996	112.5	13:26.210																
9	B	1:31.658	25.006	34.020	32.632	114.9	14:57.868																
10	B	1:31.886	24.847	34.277	32.762	114.6	16:29.754																
11	B	1:34.419	25.045	35.139	34.235	111.5	18:04.173																
12	B	1:33.912	25.298	35.381	33.233	112.1	19:38.085																
13	B	1:30.717	24.765	33.703	32.249	116.1	21:08.802																
14	B	1:32.035	24.762	33.855	33.418	114.4	22:40.837																
15	A	2:45.214 B	25.856	35.604	1:43.754	63.7	25:26.051																
16	A	1:45.445	35.618	35.684	34.143	99.9	27:11.496																
17	A	1:38.701	25.736	36.946	36.019	106.7	28:50.197																
18	A	1:37.358	27.248	35.453	34.657	108.2	30:27.555																
19	A	2:12.443	25.529	52.637	54.277	79.5	32:39.998																
20	A	2:04.956	42.882	46.896	35.178	84.3	34:44.954																
21	A	1:30.250	24.682	33.512	32.056	116.7	36:15.204																
22	A	1:30.592	24.845	33.649	32.098	116.2	37:45.796																
23	A	1:30.850	24.659	33.733	32.458	115.9	39:16.646																
24	A	1:31.917	24.647	33.999	33.271	114.6	40:48.563																
25	A	1:33.890	24.810	34.524	34.556	112.2	42:22.453																
26	A	1:35.164	25.931	35.362	33.871	110.7	43:57.617																
27	A	1:32.961	25.190	34.556	33.215	113.3	45:30.578																
28	A	1:32.628	24.836	34.454	33.338	113.7	47:03.206																
29	A	1:34.851	24.862	34.973	35.016	111.0	48:38.057																
11 Lucas di Grassi BRA							18 Alex Fontana CHE							21 Bruno Senna BRA									
Audi Sport ABT Formula E Team							Trulli Formula E Team							Mahindra Racing Formula E Team									
Spark - Renault SRT_01 E							Spark - Renault SRT_01 E							Spark - Renault SRT_01 E									
1	B	2:09.495	17.557	1:07.753	44.185	81.3	2:09.495	1	B	2:31.190	44.739	1:04.597	41.854	69.6	2:31.190	1	B	2:14.641	25.689	1:07.861	41.091	78.2	2:14.641
2	B	1:31.772	25.073	34.045	32.654	114.7	3:41.267	2	B	1:34.781	25.839	34.753	34.189	111.1	4:05.971	2	B	1:31.766	24.737	34.313	32.716	114.7	3:46.407
3	B	1:32.238	24.716	34.199	33.323	114.2	5:13.505	3	B	1:33.223	25.291	34.662	33.270	113.0	5:39.194	3	B	1:31.728	24.559	34.075	33.094	114.8	5:18.135
4	B	1:30.951	24.876	33.829	32.246	115.8	6:44.456	4	B	1:33.578	25.172	34.725	33.681	112.5	7:12.772	4	B	1:31.514	24.794	34.183	32.537	115.1	6:49.649
5	B	1:30.285	24.438	33.643	32.204	116.6	8:14.741	5	B	1:32.600	25.180	34.400	33.020	113.7	8:45.372	5	B	1:30.492	24.387	33.618	32.487	116.4	8:20.141
6	B	1:29.981	24.500	33.440	32.041	117.0	9:44.722	6	B	1:32.399	24.941	34.371	33.087	114.0	10:17.771	6	B	1:30.847	24.507	33.719	32.621	115.9	9:50.988
7	B	1:31.526	24.378	33.670	33.478	115.0	11:16.248	7	B	1:34.305	25.033	34.412	34.860	111.7	11:52.076	7	B	1:30.962	24.314	33.980	32.668	115.8	11:21.950
8	B	1:30.198	24.520	33.543	32.135	116.7	12:46.446	8	B	1:33.623	25.171	34.276	34.176	112.5	13:25.699	8	B	1:31.040	24.467	33.945	32.628	115.7	12:52.990
9	B	1:30.196	24.382	33.498	32.316	116.7	14:16.642	9	B	1:36.418	26.972	35.223	34.223	109.2	15:02.117	9	B	1:30.383	24.146	33.680	32.557	116.5	14:23.373
10	B	1:29.504	24.397	33.141	31.966	117.6	15:46.146	10	B	1:34.939	25.610	35.186	34.143	110.9	16:37.056	10	B	1:30.627	24.215	33.779	32.633	116.2	15:54.000
11	B	1:29.564	24.192	33.533	31.839	117.6	17:15.710	11	B	1:36.084	25.924	35.648	34.512	109.6	18:13.140	11	B	1:30.936	24.307	34.000	32.629	115.8	17:24.936
12	B	1:29.638	24.237	33.342	32.059	117.5	18:45.348	12	B	1:37.398	26.107	36.449	34.842	108.1	19:50.538	12	B	1:30.539	24.355	33.726	32.458	116.3	18:55.475
13	B	1:30.378	24.499	33.797	32.082	116.5	20:15.726	13	B	1:34.367	25.652	34.975	33.740	111.6	21:24.905	13	B	1:30.297	24.165	33.801	32.331	116.6	20:25.772
14	A	2:38.951 B	24.432	33.452	1:41.067	66.2	22:54.677	14	B	1:33.652	25.681	34.453	33.518	112.4	22:58.557	14	B	1:30.371	24.205	33.723	32.443	116.5	21:56.143
15	A	1:39.496	34.399	33.375	31.722	105.8	24:34.173	15	A	2:47.507 B	25.127	34.061	1:48.319	62.9	25:46.064	15	A	2:38.922 B	24.255	33.362	1:41.305	66.3	24:35.065
16	A	1:29.965	24.459	33.178	32.328	117.0	26:04.138	16	A	1:45.896	35.405	34.608	35.883	99.4	27:31.960	16	A	1:40.010	34.069	34.118	31.823	105.3	26:15.075
17	A	1:30.665	24.552	33.651	32.462	116.1	27:34.803	17	A	1:58.279	25.998	46.132	46.149	89.0	29:30.239	17	A	1:30.326	24.342	33.576	32.408	116.6	27:45.401
18	A	1:58.587	24.934	48.487	45.166	88.8	29:33.390	18	A	2:51.214	52.504	1:01.694	57.016	61.5	32:21.453	18	A	1:31.091	24.824	33.754	32.513	115.6	29:44.764
19	A	2:51.037	51.812	1:02.857	56.368	61.6	32:24.427	19	A	2:40.136 B	39.174	52.516	1:08.446	65.8	35:01.589	19	A	2:43.425	44.131	1:03.410	55.884	64.4	32:28.189
20	A	2:06.733	39.562	50.626	36.545	83.1	34:31.160	20	A	1:41.101	34.602	33.830	32.669	104.2	36:42.690	20	A	2:04.863	40.130	49.317	35.416	84.3	34:33.052
21	A	1:29.951	24.615	33.318	32.018	117.1	36:01.111	21	A	1:31.506	24.912	34.060	32.534	115.1	38:14.196	21	A	1:30.528	24.521	33.821	32.186	116.3	36:03.580
22	A	1:29.480	24.259	33.308	31.913	117.7	37:30.591	22	A	1:30.643	24.804	33.601	32.238	116.2	39:44.839	22	A	1:29.836	24.283	33.522	32.031	117.2	37:33.416
23	A	1:29.473	24.356	33.136	31.981	117.7	39:00.064	23	A	1:30.917	24.729	33.691	32.497	115.8	41:15.756	23	A	1:29.622	24.236	33.558	31.828	117.5	39:03.038
24	A	1:30.970	24.435	33.336	33.199	115.8	40:31.034	24	A	1:31.091	24.824	33.754	32.513	115.6	42:46.847	24	A	1:31.091	24.824	33.754	32.513	115.6	42:46.847
25	A	1:28.229	24.020	32.742	31.467	119.3	41:59.263	25	A	1:30.643	24.560	33.608	32.475	116.2	44:17.490	25	A	1:30.643	24.560	33.608	32.475	116.2	44:17.490
26	A	1:29.105	24.223	33.006	31.876	118.2	43:28.368																



FIA Formula E Championship

Round 10 - London ePrix

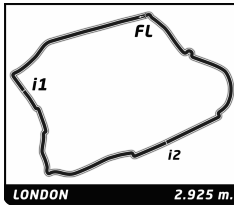
Race Analysis

Official Timekeeper TAGHeuer

Personal Best							Session Best							B Crossing the finish line in pit lane									
Lap	C	Time	Sector 1	Sector 2	Sector 3	Kph	Elapsed	Lap	Time	Sector 1	Sector 2	Sector 3	Kph	Elapsed	Lap	Time	Sector 1	Sector 2	Sector 3	Kph	Elapsed		
24	A	1:29.946	24.249	33.351	32.346	117.1	40:32.984	17	A	1:31.377	24.556	33.727	33.094	115.2	27:34.118	18	A	1:57.953	24.912	47.104	45.937	89.3	29:32.071
25	A	2:00.196 B	24.525	33.791	1:01.880	87.6	42:33.180	19	A	2:50.710	51.601	1:03.303	55.806	61.7	32:22.781	20	A	2:08.004	40.242	50.342	37.420	82.3	34:30.785
26	A	1:43.609	33.656	36.847	33.106	101.6	44:16.789	21	A	1:29.748	24.303	33.415	32.030	117.3	36:00.533	22	A	1:29.456	24.171	33.326	31.959	117.7	37:29.989
27	A	1:29.207	24.174	33.153	31.880	118.0	45:45.996	23	A	1:29.224	24.106	33.123	31.995	118.0	38:59.213	24	A	1:29.735	24.070	33.352	32.313	117.3	40:28.948
28	A	1:28.699	23.954	33.184	31.561	118.7	47:14.695	25	A	1:29.839	24.207	33.528	32.104	117.2	41:58.787	26	A	1:29.218	24.140	33.104	31.974	118.0	43:28.005
29	A	1:28.512	23.875	32.937	31.700	119.0	48:43.207	27	A	1:29.328	23.997	33.174	32.157	117.9	44:57.333	28	A	1:29.393	24.183	33.140	32.070	117.8	46:26.726

23 Nick Heidfeld DEU							28 Simona de Silvestro CHE								
Venturi Formula E Team Spark - Renault SRT_01 E							Andretti Autosport Formula E Team Spark - Renault SRT_01 E								
Lap	C	Time	Sector 1	Sector 2	Sector 3	Kph	Elapsed	Lap	C	Time	Sector 1	Sector 2	Sector 3	Kph	Elapsed
1	A	2:21.622	33.814	1:05.292	42.516	74.4	2:21.622	1	A	2:25.238	39.962	1:04.369	40.907	72.5	2:25.238
2	A	1:32.607	25.045	34.323	33.239	113.7	3:54.229	2	A	1:33.257	25.245	34.779	33.233	112.9	3:58.495
3	A	1:31.131	24.445	33.992	32.694	115.5	5:25.360	3	A	1:31.956	24.906	34.260	32.790	114.5	5:30.451
4	A	1:31.122	24.545	34.031	32.546	115.6	6:56.482	4	A	1:32.505	24.803	34.673	33.029	113.8	7:02.956
5	A	1:30.496	24.420	33.843	32.233	116.4	8:26.978	5	A	1:32.017	24.608	34.416	32.993	114.4	8:34.973
6	A	1:30.785	24.379	34.113	32.293	116.0	9:57.763	6	A	1:31.597	24.595	33.996	33.006	115.0	10:06.570
7	A	1:30.689	24.430	33.691	32.568	116.1	11:28.452	7	A	1:31.437	24.211	34.113	33.113	115.2	11:38.007
8	A	1:30.052	24.326	33.586	32.140	116.9	12:58.504	8	A	1:31.309	24.900	33.806	32.603	115.3	13:09.316
9	A	1:30.151	24.342	33.482	32.327	116.8	14:28.655	9	A	1:31.984	25.171	34.153	32.660	114.5	14:41.300
10	A	1:30.321	24.293	33.507	32.521	116.6	15:58.976	10	A	1:31.708	24.787	33.798	33.123	114.8	16:13.008
11	A	1:30.489	24.406	33.425	32.658	116.4	17:29.465	11	A	1:31.376	24.656	33.865	32.855	115.2	17:44.384
12	A	1:30.167	24.248	33.544	32.375	116.8	18:59.632	12	A	1:31.907	24.976	34.110	32.821	114.6	19:16.291
13	A	1:30.508	24.289	33.818	32.401	116.3	20:30.140	13	A	1:30.392	24.564	33.535	32.293	116.5	20:46.683
14	B	2:41.368 B	24.244	33.733	1:43.391	65.3	23:11.508	14	A	1:30.925	24.542	33.581	32.802	115.8	22:17.608
15	B	1:40.471	34.377	33.757	32.337	104.8	24:51.979	15	B	2:39.250 B	24.309	33.540	1:41.401	66.1	24:56.858
16	B	1:29.611	24.372	33.362	31.877	117.5	26:21.590	16	B	1:41.246	34.397	33.797	33.052	104.0	26:38.104
17	B	1:30.403	24.329	33.333	32.741	116.5	27:51.993	17	B	1:32.822	24.892	33.700	34.230	113.4	28:10.926
18	B	1:55.965	26.499	45.304	44.162	90.8	29:47.958	18	B	1:48.184	25.329	41.808	41.047	97.3	29:59.110
19	B	2:42.614	43.784	1:04.355	54.475	64.8	32:30.572	19	B	2:37.344	39.901	1:03.357	54.086	66.9	32:36.454
20	B	2:03.919	40.642	48.918	34.359	85.0	34:34.491	20	B	2:02.646	40.671	48.953	33.022	85.9	34:39.100
21	B	1:30.231	24.280	33.689	32.262	116.7	36:04.722	21	B	1:30.066	24.208	33.570	32.288	116.9	36:09.166
22	B	1:30.392	24.363	33.685	32.344	116.5	37:35.114	22	B	1:30.169	24.548	33.495	32.126	116.8	37:39.335
23	B	1:29.661	24.101	33.207	32.353	117.4	39:04.775	23	B	1:30.592	24.564	33.920	32.108	116.2	39:09.927
24	B	1:39.799	24.086	39.020	36.693	105.5	40:44.574	24	B	1:30.797	24.172	33.970	32.655	116.0	40:40.724
25	B	1:37.409	25.405	35.973	36.031	108.1	42:21.983	25	B	1:29.900	24.199	33.497	32.204	117.1	42:10.624
26	B	1:35.089	25.750	35.561	33.778	110.7	43:57.072	26	B	1:29.850	24.201	33.358	32.291	117.2	43:40.474
27	B	1:32.610	24.806	34.527	33.277	113.7	45:29.682	27	B	1:29.709	24.208	33.374	32.127	117.4	45:10.183
28	B	1:31.667	24.349	34.018	33.300	114.9	47:01.349	28	B	1:30.203	24.127	33.759	32.317	116.7	46:40.386
29	B	1:34.469	24.902	35.507	34.060	111.5	48:35.818	29	B	1:30.344	24.341	33.132	32.871	116.6	48:10.730

27 Jean-Eric Vergne FRA							30 Stéphane Sarrazin FRA								
Andretti Autosport Formula E Team Spark - Renault SRT_01 E							Venturi Formula E Team Spark - Renault SRT_01 E								
Lap	C	Time	Sector 1	Sector 2	Sector 3	Kph	Elapsed	Lap	C	Time	Sector 1	Sector 2	Sector 3	Kph	Elapsed
1	B	2:11.285	21.539	1:07.321	42.425	80.2	2:11.285	1	A	2:23.345	36.126	1:05.185	42.034	73.5	2:23.345
2	B	1:31.474	24.789	34.004	32.681	115.1	3:42.759	2	A	1:32.034	25.108	34.385	32.541	114.4	3:55.379
3	B	1:32.992	24.408	33.853	34.731	113.2	5:15.751	3	A	1:31.546	24.778	34.158	32.610	115.0	5:26.925
4	B	1:29.665	24.182	33.310	32.173	117.4	6:45.416	4	A	1:31.297	24.734	34.079	32.484	115.3	6:58.222
5	B	1:29.861	24.110	33.380	32.371	117.2	8:15.277	5	A	1:30.642	24.691	33.851	32.100	116.2	8:28.864
6	B	1:30.050	24.414	33.431	32.205	116.9	9:45.327	6	A	1:30.626	24.608	33.725	32.293	116.2	9:59.490
7	B	1:30.185	24.236	33.436	32.513	116.8	11:15.512	7	A	1:30.440	24.496	33.677	32.267	116.4	11:29.930
8	B	1:29.304	24.106	33.176	32.022	117.9	12:44.816	8	A	1:30.442	24.693	33.650	32.099	116.4	13:00.372
9	B	1:29.534	23.980	33.539	32.015	117.6	14:14.350	9	A	1:30.628	24.458	33.705	32.465	116.2	14:31.000
10	B	1:29.634	24.186	33.274	32.174	117.5	15:43.984								
11	B	1:29.709	24.158	33.268	32.283	117.4	17:13.693								
12	B	1:29.820	24.184	33.234	32.402	117.2	18:43.513								
13	B	1:30.478	24.344	33.557	32.577	116.4	20:13.991								
14	A	2:37.855 B	24.392	33.356	1:40.107	66.7	22:51.846								
15	A	1:39.759	34.402	33.325	32.032	105.6	24:31.605								
16	A	1:31.136	24.716	33.817	32.603	115.5	26:02.741								



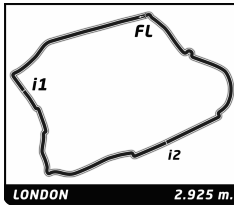
FIA Formula E Championship

Round 10 - London ePrix

Race Analysis

Official Timekeeper TAGHeuer

Lap	C	Time	Sector 1	Sector 2	Sector 3	Kph	Elapsed	Lap	Time	Sector 1	Sector 2	Sector 3	Kph	Elapsed
55 Sakon Yamamoto <small>JPN</small>														
Amlin Aguri <small>Spark - Renault SRT_01 E</small>														
1	A	2:27.944	42.871	1:04.740	40.333	71.2	2:27.944							
2	A	1:35.557	26.026	35.747	33.784	110.2	4:03.501							
3	A	1:32.944	25.027	34.958	32.959	113.3	5:36.445							
4	A	1:32.193	24.968	34.436	32.789	114.2	7:08.638							
5	A	1:31.771	24.607	34.265	32.899	114.7	8:40.409							
6	A	1:31.665	24.523	34.406	32.736	114.9	10:12.074							
7	A	1:31.389	24.546	33.982	32.861	115.2	11:43.463							
8	A	1:31.222	24.568	34.120	32.534	115.4	13:14.685							
9	A	1:31.386	24.375	33.905	33.106	115.2	14:46.071							
10	A	1:31.611	24.420	33.868	33.323	114.9	16:17.682							
11	A	1:31.603	24.510	34.274	32.819	115.0	17:49.285							
12	A	1:32.456	24.436	34.077	33.943	113.9	19:21.741							
13	A	1:39.740	27.600	37.680	34.460	105.6	21:01.481							
14	A	1:32.852	25.102	34.625	33.125	113.4	22:34.333							
15	B	4:08.701 B	24.796	34.926	3:08.979	42.3	26:43.034							
77 Salvador Duran <small>MEX</small>														
Amlin Aguri <small>Spark - Renault SRT_01 E</small>														
1	A	2:16.852	28.712	1:07.264	40.876	76.9	2:16.852							
2	A	1:32.213	25.583	33.798	32.832	114.2	3:49.065							
3	A	1:31.694	24.453	34.100	33.141	114.8	5:20.759							
4	A	1:32.079	25.204	33.910	32.965	114.4	6:52.838							
5	A	1:30.912	24.294	33.566	33.052	115.8	8:23.750							
6	A	1:30.961	24.312	33.713	32.936	115.8	9:54.711							
7	A	1:30.442	24.259	33.491	32.692	116.4	11:25.153							
8	A	1:30.728	24.232	33.537	32.959	116.1	12:55.881							
9	A	1:30.205	24.164	33.383	32.658	116.7	14:26.086							
10	A	1:30.527	24.063	33.603	32.861	116.3	15:56.613							
11	A	1:30.785	24.163	33.813	32.809	116.0	17:27.398							
12	A	1:30.511	24.224	33.525	32.762	116.3	18:57.909							
13	A	1:30.945	24.281	33.754	32.910	115.8	20:28.854							
14	A	1:30.875	24.178	33.821	32.876	115.9	21:59.729							
15	B	2:45.709 B	24.330	33.886	1:47.493	63.5	24:45.438							
16	B	1:43.005	34.734	35.648	32.623	102.2	26:28.443							
17	B	1:30.071	23.969	33.227	32.875	116.9	27:58.514							
18	B	1:57.644	29.273	44.424	43.947	89.5	29:56.158							
19	B	2:38.815	40.820	1:03.425	54.570	66.3	32:34.973							
20	B	2:02.467	39.788	48.548	34.131	86.0	34:37.440							
21	B	1:30.123	24.136	33.526	32.461	116.8	36:07.563							
22	B	1:29.930	24.072	33.331	32.527	117.1	37:37.493							
23	B	1:30.242	24.377	33.645	32.220	116.7	39:07.735							
24	B	1:29.593	23.986	33.355	32.252	117.5	40:37.328							
25	B	1:29.554	24.268	33.233	32.053	117.6	42:06.882							
26	B	1:29.761	24.024	33.247	32.490	117.3	43:36.643							
27	B	1:30.648	24.182	33.816	32.650	116.2	45:07.291							
28	B	1:30.350	24.281	33.024	33.045	116.5	46:37.641							
29	B	1:30.130	24.395	33.606	32.129	116.8	48:07.771							
88 Oliver Turvey <small>GBR</small>														
NEXTEV TCR Formula E Team <small>Spark - Renault SRT_01 E</small>														
1	B	2:13.772	24.715	1:07.231	41.826	78.7	2:13.772							
2	B	1:31.403	24.934	33.971	32.498	115.2	3:45.175							
3	B	1:32.422	24.844	33.828	33.750	113.9	5:17.597							
4	B	1:30.887	24.719	33.894	32.274	115.9	6:48.484							
5	B	1:30.552	24.478	33.787	32.287	116.3	8:19.036							
6	B	1:30.622	24.547	33.725	32.350	116.2	9:49.658							
7	B	1:30.658	24.527	33.733	32.398	116.2	11:20.316							
8	B	1:30.386	24.512	33.775	32.099	116.5	12:50.702							
9	B	1:30.451	24.524	33.654	32.273	116.4	14:21.153							
10	B	1:30.134	24.398	33.639	32.097	116.8	15:51.287							
11	B	1:30.368	24.393	33.485	32.490	116.5	17:21.655							
12	B	1:30.132	24.411	33.561	32.160	116.8	18:51.787							
13	B	1:30.047	24.334	33.453	32.260	116.9	20:21.834							
14	A	2:50.371 B	24.393	33.655	1:52.323	61.8	23:12.205							
15	A	1:40.918	34.686	34.174	32.058	104.3	24:53.123							
16	A	1:31.642	25.327	33.958	32.357	114.9	26:24.765							
17	A	1:32.156	24.423	33.800	33.933	114.3	27:56.921							
18	A	1:56.382	28.170	43.898	44.314	90.5	29:53.303							
19	A	2:39.222	40.701	1:04.526	53.995	66.1	32:32.525							
20	A	2:03.349	40.107	49.190	34.052	85.4	34:35.874							
21	A	1:30.184	24.427	33.448	32.309	116.8	36:06.058							
22	A	1:30.382	24.233	33.561	32.588	116.5	37:36.440							



FIA Formula E Championship

Round 10 - London ePrix

Race

Analysis

Official Timekeeper

■ Personal Best
 ■ Session Best
 ■ B Crossing the finish line in pit lane

Lap	C	Time	Sector 1	Sector 2	Sector 3	Kph	Elapsed	Lap	Time	Sector 1	Sector 2	Sector 3	Kph	Elapsed
23	A	1:29.602	24.310	33.160	32.132	117.5	39:06.042							
24	A	1:29.959	24.186	33.553	32.220	117.1	40:36.001							
25	A	1:29.501	24.184	33.124	32.193	117.7	42:05.502							
26	A	1:30.194	24.061	33.288	32.845	116.7	43:35.696							
27	A	1:29.723	24.013	33.063	32.647	117.4	45:05.419							
28	A	1:29.727	24.279	33.463	31.985	117.4	46:35.146							
29	A	1:29.670	24.190	33.210	32.270	117.4	48:04.816							

99		Nelson Piquet JR		BRA			
		NEXTEV TCR Formula E Team		Spark - Renault SRT_01 E			
1	A	2:10.634	19.800	1:07.244	43.590	80.6	2:10.634
2	A	1:31.384	24.735	33.983	32.666	115.2	3:42.018
3	A	1:34.242	24.421	33.870	35.951	111.7	5:16.260
4	A	1:30.094	24.371	33.559	32.164	116.9	6:46.354
5	A	1:30.990	24.348	33.878	32.764	115.7	8:17.344
6	A	1:30.529	24.381	33.692	32.456	116.3	9:47.873
7	A	1:30.702	24.617	33.569	32.516	116.1	11:18.575
8	A	1:30.209	24.405	33.621	32.183	116.7	12:48.784
9	A	1:29.553	24.271	33.192	32.090	117.6	14:18.337
10	A	1:29.927	24.379	33.556	31.992	117.1	15:48.264
11	A	1:29.703	24.203	33.449	32.051	117.4	17:17.967
12	A	1:29.812	24.432	33.566	31.814	117.2	18:47.779
13	A	1:30.467	24.096	33.782	32.589	116.4	20:18.246
14	B	2:38.253 B	23.943	33.337	1:40.973	66.5	22:56.499
15	B	1:38.820	33.843	33.449	31.528	106.6	24:35.319
16	B	1:30.511	24.354	34.206	31.951	116.3	26:05.830
17	B	1:31.964	24.479	34.247	33.238	114.5	27:37.794
18	B	1:57.260	24.948	47.123	45.189	89.8	29:35.054
19	B	2:50.723	51.508	1:02.988	56.227	61.7	32:25.777
20	B	2:06.100	40.340	49.310	36.450	83.5	34:31.877
21	B	1:29.840	24.319	33.694	31.827	117.2	36:01.717
22	B	1:29.395	24.065	33.510	31.820	117.8	37:31.112
23	B	1:29.379	24.279	33.296	31.804	117.8	39:00.491
24	B	1:31.060	24.416	33.184	33.460	115.6	40:31.551
25	B	1:30.207	24.272	33.669	32.266	116.7	42:01.758
26	B	1:30.235	24.419	33.641	32.175	116.7	43:31.993
27	B	1:30.526	24.573	33.741	32.212	116.3	45:02.519
28	B	1:29.853	24.385	33.369	32.099	117.2	46:32.372
29	B	1:29.782	24.191	33.287	32.304	117.3	48:02.154