


FIA WEC
6 Hours of Spa-Francorchamps
Free Practice 1
Sector Analysis

■ Personal Best ■ Session Best ■ Crossing the finish line in pit lane

Lap	D	Time	Sector 1	Sector 2	Sector 3	T. Spd	Elapsed	Lap	D	Time	Sector 1	Sector 2	Sector 3	T. Spd	Elapsed
1	Porsche Team 1.Timo BERNHARD 2.Mark WEBBER 3.Brendon HARTLEY Porsche 919 Hybrid LMP1 - H							22	3	2:07.148 B	32.830	55.967	38.351	300.0	1:15:29.737
	23	1	9:55.121 B	7:55.770	1:10.314	49.037	166.5	1:25:24.858							
	1	1	2:33.019 B	50.622	1:02.088	40.309	237.6	2:33.019							
	2	1	5:42.452	4:17.093	55.520	29.839	290.7	8:15.471							
	3	1	1:58.206	33.213	55.159	29.834	267.4	10:13.677							
	4	1	1:59.194	33.386	55.890	29.918	294.3	12:12.871							
	5	1	1:58.576	32.947	55.214	30.415	283.6	14:11.447							
	6	1	1:59.632	33.050	56.474	30.108	278.6	16:11.079							
	7	1	1:58.607	33.108	55.382	30.117	276.9	18:09.686							
	8	1	2:00.020	33.073	56.971	29.976	280.2	20:09.706							
	9	1	2:00.320	33.288	57.103	29.929	287.1	22:10.026							
	10	1	2:11.663 B	34.810	58.785	38.068	283.6	24:21.689							
	11	3	9:41.930	8:12.181	58.898	30.851	278.6	34:03.619							
	12	3	2:02.640	34.333	57.431	30.876	285.4	36:06.259							
	13	3	2:05.230	34.940	56.618	33.672	281.9	38:11.489							
	14	3	2:00.517	33.157	57.356	30.004	285.4	40:12.006							
	15	3	1:58.012	32.873	55.251	29.888	285.4	42:10.018							
	16	3	1:58.941	33.764	55.325	29.852	294.3	44:08.959							
	17	3	2:01.469	32.779	57.367	31.323	290.7	46:10.428							
	18	3	2:13.863 B	36.330	57.056	40.477	275.3	48:24.291							
	19	3	14:48.155	...	56.584	30.526	276.9	1:03:12.446							
	20	3	2:02.768	35.077	55.661	32.030	273.7	1:05:15.214							
	21	3	2:04.551	36.849	57.346	30.356	269.0	1:07:19.765							
	22	3	2:00.260	33.186	56.262	30.812	272.1	1:09:20.025							
	23	3	2:03.050	34.004	57.858	31.188	283.6	1:11:23.075							
	24	3	2:07.154 B	33.348	56.625	37.181	258.6	1:13:30.229							
	25	2	7:54.244	6:22.754	58.247	33.243	273.7	1:21:24.473							
	26	2	2:04.450	33.661	59.513	31.276	264.4	1:23:28.923							
	27	2	2:05.530	33.919	57.835	33.776	294.3	1:25:34.453							
	28	2	2:02.843	33.557	58.139	31.147	267.4	1:27:37.296							
	29	2	2:07.619	36.137	59.309	32.173	269.0	1:29:44.915							
30	2	2:10.266 B	33.587	57.288	39.391	281.9	1:31:55.181								
2	Porsche Team 1.Romain DUMAS 2.Neel JANI 3.Marc LIEB Porsche 919 Hybrid LMP1 - H							22	3	2:07.148 B	32.830	55.967	38.351	300.0	1:15:29.737
	23	1	9:55.121 B	7:55.770	1:10.314	49.037	166.5	1:25:24.858							
	1	2	2:51.382 B	1:02.497	1:05.770	43.115	205.3	2:51.382							
	2	2	6:09.817	4:41.166	56.823	31.828	280.2	9:01.199							
	3	2	1:58.728	33.036	55.637	30.055	273.7	10:59.927							
	4	2	1:58.577	32.903	55.439	30.235	283.6	12:58.504							
	5	2	1:58.876	33.038	55.378	30.460	273.7	14:57.380							
	6	2	2:00.379	33.029	56.483	30.867	276.9	16:57.759							
	7	2	2:01.582	33.510	55.362	32.710	270.5	18:59.341							
	8	2	1:59.013	33.294	55.355	30.364	280.2	20:58.354							
	9	2	1:59.022	33.160	55.363	30.499	272.1	22:57.376							
	10	2	2:08.179 B	33.080	55.451	39.648	292.5	25:05.555							
	11	3	16:18.270	...	58.148	30.845	281.9	41:23.825							
	12	3	2:03.858	33.280	56.911	33.667	273.7	43:27.683							
	13	3	1:59.086	33.136	55.644	30.306	278.6	45:26.769							
	14	3	2:01.031	34.447	55.813	30.771	288.9	47:27.800							
	15	3	2:01.852	34.804	56.382	30.666	280.2	49:29.652							
	16	3	1:59.505	33.529	55.434	30.542	276.9	51:29.157							
	17	3	2:07.094 B	33.276	56.379	37.439	278.6	53:36.251							
	18	3	11:42.964 B	...	56.925	38.756	287.1	1:05:19.215							
	19	3	4:02.115	2:34.393	57.771	29.951	296.2	1:09:21.330							
20	3	2:02.077	32.926	58.201	30.950	281.9	1:11:23.407								
21	3	1:59.182	33.022	56.000	30.160	292.5	1:13:22.589								
4	Bykolles Racing Team 1.Simon TRUMMER 2.Oliver WEBB 3.James ROSSITER CLM P1/01 - AER LMP1							22	3	2:07.148 B	32.830	55.967	38.351	300.0	1:15:29.737
	23	1	9:55.121 B	7:55.770	1:10.314	49.037	166.5	1:25:24.858							
	1	1	4:23.870	2:35.628	1:11.490	36.752	217.7	4:23.870							
	2	1	2:19.370 B	37.553	1:00.905	40.912	272.1	6:43.240							
	3	1	12:43.316	...	1:01.950	33.837	270.5	19:26.556							
	4	1	2:09.442	36.262	1:00.489	32.691	270.5	21:35.998							
5	1	2:31.698 B	38.367	1:07.580	45.751	240.0	24:07.696								
5	Toyota Gazoo Racing 1.Anthony DAVIDSON 2.Sébastien BUEMI 3.Kazuki NAKAJIMA Toyota TS050 - Hybrid LMP1 - H							22	3	2:07.148 B	32.830	55.967	38.351	300.0	1:15:29.737
	23	1	9:55.121 B	7:55.770	1:10.314	49.037	166.5	1:25:24.858							
	1	2	2:37.062	1:03.268	1:02.596	31.198	223.9	2:37.062							
	2	2	2:05.360	33.711	59.498	32.151	287.1	4:42.422							
	3	2	2:00.053	33.374	55.910	30.769	296.2	6:42.475							
	4	2	2:02.416	33.544	56.742	32.130	290.7	8:44.891							
	5	2	2:01.505	33.320	56.848	31.337	287.1	10:46.396							
	6	2	2:07.962 B	33.233	57.128	37.601	288.9	12:54.358							
	7	2	6:36.620	5:07.113	58.248	31.259	287.1	19:30.978							
	8	2	2:02.164	33.404	57.966	30.794	292.5	21:33.142							
	9	2	2:00.509	33.337	56.234	30.938	296.2	23:33.651							
	10	2	2:00.518	33.378	56.427	30.713	281.9	25:34.169							
	11	2	2:00.923	33.457	56.701	30.765	276.9	27:35.092							
	12	2	2:07.539 B	33.343	56.149	38.047	296.2	29:42.631							
	13	3	14:22.481	...	57.576	31.132	283.6	44:05.112							
	14	3	2:04.771	35.173	58.068	31.530	283.6	46:09.883							
	15	3	2:06.198	36.167	57.414	32.617	269.0	48:16.081							
	16	3	2:02.200	35.025	56.475	30.700	276.9	50:18.281							
	17	3	2:10.938 B	34.534	57.627	38.777	269.0	52:29.219							
	18	3	13:54.248	...	57.993	31.707	280.2	1:06:23.467							
	19	3	2:01.788	34.106	56.938	30.744	254.3	1:08:25.255							
	20	3	2:04.866	34.177	58.477	32.212	275.3	1:10:30.121							
	21	3	2:03.393	33.539	58.259	31.595	285.4	1:12:33.514							
	22	3	2:04.151	34.616	57.720	31.815	296.2	1:14:37.665							
23	3	2:00.830	33.607	56.548	30.675	281.9	1:16:38.495								
24	3	2:01.575	33.405	57.266	30.904	265.9	1:18:40.070								
25	3	2:02.359	34.003	57.226	31.130	261.5	1:20:42.429								
26	3	2:08.748 B	33.383	56.875	38.490	301.9	1:22:51.177								
27	1	3:03.046	1:32.675	58.701	31.670	290.7	1:25:54.223								
28	1	2:04.248	33.518	58.851	31.879	269.0	1:27:58.471								
29	1	2:03.767	33.499	57.222	33.046	272.1	1:30:02.238								
30	1	2:02.778	33.771	57.515	31.492	278.6	1:32:05.016								
6	Toyota Gazoo Racing 1.Stéphane SARRAZIN 2.Mike CONWAY 3.Kamui KOBAYASHI Toyota TS050 - Hybrid LMP1 - H							22	3	2:07.148 B	32.830	55.967	38.351	300.0	1:15:29.737
	23	1	9:55.121 B	7:55.770	1:10.314	49.037	166.5	1:25:24.858							
	1	2	2:40.360 B	56.169	59.414	44.777	265.9	2:40.360							
	2	2	2:29.833	1:01.543	57.556	30.734	296.2	5:10.193							
	3	2	2:01.314	34.559	55.894	30.861	300.0	7:11.507							
	4	2	1:59.429	33.749	55.051	30.629	300.0	9:10.936							
	5	2	2:00.494	33.767	55.840	30.887	276.9	11:11.430							
	6	2	2:06.766 B	33.574	55.429	37.763	278.6	13:18.196							
	7	2	15:34.902	...	56.703	31.097	290.7	28:53.098							
	8	2	2:03.028	34.499	57.507	31.022	294.3	30:56.126							
9	2	2:01.339	33.653	56.923	30.763	298.1	32:57.465								
10	2	2:00.711	33.591	56.412	30.708	288.9	34:58.176								



FIA WEC
6 Hours of Spa-Francorchamps
Free Practice 1
Sector Analysis

Personal Best Session Best B Crossing the finish line in pit lane

Lap	D	Time	Sector 1	Sector 2	Sector 3	T. Spd	Elapsed	Lap	D	Time	Sector 1	Sector 2	Sector 3	T. Spd	Elapsed
11	2	2:08.817 B	33.676	56.930	38.211	292.5	37:06.993	2	3	2:06.446	34.593	59.297	32.556	285.4	4:23.355
12	3	3:17.702	1:47.539	58.335	31.828	276.9	40:24.695	3	3	2:02.702	34.020	57.359	31.323	288.9	6:26.057
13	3	2:03.828	35.645	57.312	30.871	290.7	42:28.523	4	3	2:00.440	33.529	56.470	30.441	296.2	8:26.497
14	3	2:02.508	33.775	57.737	30.996	294.3	44:31.031	5	3	2:16.271 B	36.059	59.128	41.084	292.5	10:42.768
15	3	2:03.056	34.892	57.287	30.877	292.5	46:34.087	6	3	9:35.459	8:00.323	1:01.674	33.462	232.8	20:18.227
16	3	2:05.378	33.691	56.855	34.832	278.6	48:39.465	7	3	2:03.384	33.819	58.298	31.267	294.3	22:21.611
17	3	2:01.438	33.712	57.014	30.712	285.4	50:40.903	8	3	2:20.332 B	36.496	1:00.819	43.017	272.1	24:41.943
18	3	2:12.943 B	33.788	59.378	39.777	273.7	52:53.846	9	2	3:22.394	1:52.184	58.649	31.561	283.6	28:04.337
19	3	11:45.143	...	57.893	31.820	254.3	1:04:38.989	10	2	2:04.248	35.102	58.174	30.972	294.3	30:08.585
20	3	2:03.839	34.556	57.632	31.651	275.3	1:06:42.828	11	2	2:40.176 B	33.707	1:12.676	53.793	300.0	32:48.761
21	3	2:01.090	33.699	56.611	30.780	283.6	1:08:43.918								
22	3	2:01.892	33.460	57.345	31.087	292.5	1:10:45.810								
23	3	2:14.960 B	33.334	1:02.853	38.773	296.2	1:13:00.770								
24	1	12:34.269	...	59.315	32.573	242.5	1:25:35.039								
25	1	2:03.951	34.276	57.860	31.815	285.4	1:27:38.990								
26	1	2:07.141	35.384	58.689	33.068	294.3	1:29:46.131								
27	1	2:06.549	35.814	59.031	31.704	292.5	1:31:52.680								


Lap	D	Time	Sector 1	Sector 2	Sector 3	T. Spd	Elapsed
1	1	2:35.738	1:01.500	1:02.479	31.759	236.4	2:35.738
2	1	2:05.179	34.184	59.141	31.854	269.0	4:40.917
3	1	2:00.293	33.777	55.913	30.603	280.2	6:41.210
4	1	2:09.029 B	33.311	57.004	38.714	300.0	8:50.239
5	1	2:51.018	1:22.877	57.359	30.782	288.9	11:41.257
6	1	2:00.563	33.423	56.935	30.205	278.6	13:41.820
7	1	2:07.642 B	33.158	56.627	37.857	287.1	15:49.462
8	1	7:22.655	5:53.090	58.761	30.804	298.1	23:12.117
9	1	1:59.983	32.927	56.399	30.657	298.1	25:12.100
10	1	2:00.374	33.483	56.415	30.476	287.1	27:12.474
11	1	2:01.904	33.450	57.844	30.610	283.6	29:14.378
12	1	2:09.881 B	33.280	58.826	37.775	278.6	31:24.259
13	2	8:54.194	7:23.013	59.777	31.404	276.9	40:18.453
14	2	2:01.332	33.640	57.343	30.349	301.9	42:19.785
15	2	2:03.028	33.576	57.687	31.765	287.1	44:22.813
16	2	2:00.683	33.725	56.680	30.278	281.9	46:23.496
17	2	2:09.690 B	33.375	58.569	37.746	294.3	48:33.186
18	2	4:42.871	3:13.985	58.281	30.605	300.0	53:16.057
19	2	2:02.442	33.717	57.770	30.955	296.2	55:18.499
20	2	2:02.857	33.738	58.550	30.569	296.2	57:21.356
21	2	2:01.347	33.573	57.332	30.442	296.2	59:22.703
22	2	2:03.118	33.793	58.248	31.077	296.2	1:01:25.821
23	2	2:09.613 B	33.293	58.252	38.068	298.1	1:03:35.434
24	3	3:34.714	2:01.779	1:00.399	32.536	280.2	1:07:10.148
25	3	2:05.883	34.825	59.323	31.735	290.7	1:09:16.031
26	3	2:06.839	35.443	1:00.110	31.286	292.5	1:11:22.870
27	3	2:06.614	36.057	59.449	31.108	287.1	1:13:29.484
28	3	2:02.982	33.963	57.897	31.122	300.0	1:15:32.466
29	3	2:12.453 B	34.059	59.993	38.401	300.0	1:17:44.919
30	3	7:48.542	6:16.333	58.665	33.544	298.1	1:25:33.461
31	3	2:03.361	33.595	58.291	31.475	301.9	1:27:36.822
32	3	2:02.322	33.765	57.835	30.722	294.3	1:29:39.144
33	3	2:05.472	35.612	59.186	30.674	294.3	1:31:44.616

Lap	D	Time	Sector 1	Sector 2	Sector 3	T. Spd	Elapsed
1	3	2:16.909	41.451	1:02.224	33.234	234.0	2:16.909

Lap	D	Time	Sector 1	Sector 2	Sector 3	T. Spd	Elapsed
1	3	27:51.726 B	...	1:06.581	43.723	216.7	27:51.726
2	3	12:07.609	...	1:01.825	33.504	254.3	39:59.335
3	3	2:10.170	36.430	1:00.895	32.845	250.3	42:09.505
4	3	2:23.714 B	38.121	1:03.203	42.390	257.1	44:33.219
5	3	5:54.701	4:19.956	1:01.162	33.583	241.2	50:27.920
6	3	2:11.710	35.883	1:01.230	34.597	298.1	52:39.630
7	3	2:09.399	35.855	1:00.563	32.981	300.0	54:49.029
8	3	2:06.914	35.587	58.790	32.537	301.9	56:55.943
9	3	2:19.815 B	36.111	1:01.886	41.818	253.0	59:15.758
10	3	32:21.569	...	1:00.384	36.044	273.7	1:31:37.327

Lap	D	Time	Sector 1	Sector 2	Sector 3	T. Spd	Elapsed
1	2	6:01.960 B	4:16.972	1:03.728	41.260	222.9	6:01.960
2	2	13:38.283	...	1:00.670	33.058	250.3	19:40.243
3	2	2:09.749	36.842	1:00.868	32.039	287.1	21:49.992
4	2	2:08.362	35.374	1:00.960	32.028	264.4	23:58.354
5	2	2:05.916	35.106	58.879	31.931	301.9	26:04.270
6	2	2:05.828	35.442	58.633	31.753	300.0	28:10.098
7	2	2:20.936 B	42.552	59.701	38.683	202.6	30:31.034
8	2	14:09.315	...	59.122	31.894	281.9	44:40.349
9	2	2:04.157	34.765	57.941	31.451	307.9	46:44.506
10	2	2:18.349 B	40.774	59.357	38.218	201.7	49:02.855
11	3	6:42.161	5:06.755	1:02.221	33.185	264.4	55:45.016
12	3	2:09.946	36.172	1:00.001	33.773	303.9	57:54.962
13	3	2:08.090	35.344	59.055	33.691	303.9	1:00:03.052
14	3	2:06.569	35.272	59.020	32.277	307.9	1:02:09.621
15	3	2:06.520	35.057	59.497	31.966	312.0	1:04:16.141
16	3	2:06.565	34.907	59.478	32.180	312.0	1:06:22.706
17	3	2:07.146	35.254	59.791	32.101	269.0	1:08:29.852
18	3	2:15.859 B	34.778	1:00.117	40.964	314.1	1:10:45.711
19	1	8:43.996	7:01.581	1:07.864	34.551	185.7	1:19:29.707
20	1	4:32.529 B	37.315	2:36.192	1:19.022	275.3	1:24:02.236
21	1	10:24.985 B	6:59.639	1:42.858	1:42.488	150.0	1:34:27.221

Lap	D	Time	Sector 1	Sector 2	Sector 3	T. Spd	Elapsed
1	3	2:30.663	54.106	1:01.987	34.570	238.8	2:30.663
2	3	2:13.954	38.186	1:01.801	33.967	265.9	4:44.617
3	3	2:13.293	37.664	1:01.994	33.635	265.9	6:57.910
4	3	2:09.268	37.622	58.014	33.632	270.5	9:07.178
5	3	2:09.468	37.622	58.263	33.583	267.4	11:16.646
6	3	2:10.030	37.585	58.442	34.003	269.0	13:26.676




FIA WEC
6 Hours of Spa-Francorchamps
Free Practice 1

Sector Analysis

■ Personal Best ■ Session Best ■ Crossing the finish line in pit lane


Lap	D	Time	Sector 1	Sector 2	Sector 3	T. Spd	Elapsed	Lap	D	Time	Sector 1	Sector 2	Sector 3	T. Spd	Elapsed
7	3	2:09.029	37.582	57.580	33.867	272.1	15:35.705	30	2	2:19.979	38.524	1:04.911	36.544	270.5	1:28:30.304
8	3	2:16.163 B	37.682	57.687	40.794	270.5	17:51.868	31	2	2:15.832	38.658	1:02.654	34.520	267.4	1:30:46.136
9	3	10:10.554	8:37.887	58.956	33.711	269.0	28:02.422	30 Extreme Speed Motorsports LIGIER JS P2 - Nissan 1.Scott SHARP 3.Johannes VAN OVERBEEK LMP2 2.Ed BROWN							
10	3	2:10.050	37.796	58.460	33.794	270.5	30:12.472	1	3	2:54.660	1:11.556	1:06.813	36.291	191.8	2:54.660
11	3	2:10.222	37.701	58.698	33.823	269.0	32:22.694	2	3	2:13.104	38.687	59.962	34.455	264.4	5:07.764
12	3	2:09.685	37.663	58.296	33.726	269.0	34:32.379	3	3	2:11.677	38.089	59.219	34.369	265.9	7:19.441
13	3	2:17.308 B	37.680	58.717	40.911	267.4	36:49.687	4	3	2:11.168	38.066	58.736	34.366	265.9	9:30.609
14	2	5:53.069	4:15.999	1:02.610	34.460	234.0	42:42.756	5	3	2:11.587	38.162	58.928	34.497	265.9	11:42.196
15	2	2:15.128	39.724	1:01.100	34.304	261.5	44:57.884	6	3	2:19.520 B	38.053	59.878	41.589	265.9	14:01.716
16	2	2:13.297	38.875	1:00.193	34.229	267.4	47:11.181	7	2	8:03.972	6:10.293	1:14.319	39.360	212.7	22:05.688
17	2	2:13.952	38.362	1:01.529	34.061	270.5	49:25.133	8	2	2:31.012	41.287	1:10.622	39.103	253.0	24:36.700
18	2	2:12.825	38.510	1:00.357	33.958	270.5	51:37.958	9	2	2:24.798	40.869	1:07.664	36.265	254.3	27:01.498
19	2	2:12.110	38.229	1:00.116	33.765	269.0	53:50.068	10	2	2:32.228	40.660	1:06.321	36.247	257.1	29:24.726
20	2	2:15.354	40.760	1:00.240	34.354	262.9	56:05.422	11	2	3:04.691 B	39.861	1:33.930	50.900	260.0	32:29.417
21	2	2:13.482	38.082	1:00.511	34.889	269.0	58:18.904	12	2	6:04.841	4:17.805	1:09.861	37.175	230.5	38:34.258
22	2	2:19.670 B	38.220	1:00.130	41.320	269.0	1:00:38.574	13	2	2:29.007	41.176	1:10.269	37.562	229.4	41:03.265
23	2	11:21.620	9:45.972	1:01.526	34.122	262.9	1:12:00.194	14	2	2:25.022	39.614	1:08.064	37.344	257.1	43:28.287
24	2	2:12.826	38.157	1:00.576	34.093	269.0	1:14:13.020	15	2	2:23.343	39.762	1:07.708	35.873	214.7	45:51.630
25	2	2:12.648	38.702	59.897	34.049	269.0	1:16:25.668	16	2	2:21.109	39.124	1:06.156	35.829	264.4	48:12.739
26	2	2:12.391	37.815	59.926	34.650	272.1	1:18:38.059	17	2	2:22.619	39.756	1:06.689	36.174	260.0	50:35.358
27	2	2:21.746 B	39.059	1:00.748	41.939	267.4	1:20:59.805	18	2	2:20.704	38.811	1:06.654	35.239	261.5	52:56.062
28	1	3:24.183	1:46.063	1:03.131	34.989	267.4	1:24:23.988	19	2	2:19.972	38.911	1:05.578	35.483	261.5	55:16.034
29	1	2:12.912	38.059	1:00.436	34.417	272.1	1:26:36.900	20	2	2:35.356 B	39.564	1:06.350	49.442	262.9	57:51.390
30	1	2:12.028	37.916	59.817	34.295	267.4	1:28:48.928	21	1	4:29.653	2:48.768	1:05.387	35.498	237.6	1:02:21.043
31	1	2:11.944	37.898	59.878	34.168	270.5	1:31:00.872	22	1	2:15.924	38.616	1:02.640	34.668	264.4	1:04:36.967
27 SMP Racing BR01 - Nissan 1.Nicolas MINASSIAN 3.Devi MARKOZOV LMP2 2.Maurizio MEDIANI								31 Extreme Speed Motorsports LIGIER JS P2 - Nissan 1.Ryan DALZIEL 3.Christopher CUMMING LMP2 2.Luis Felipe DERANI							
1	1	3:07.483	1:27.734	1:04.036	35.713	216.7	3:07.483	1	2	2:25.261	45.037	1:05.041	35.183	223.9	2:25.261
2	1	2:14.328	40.019	59.821	34.488	265.9	5:21.811	2	2	2:18.914	43.117	1:01.675	34.122	258.6	4:44.175
3	1	2:10.936	38.039	59.160	33.737	269.0	7:32.747	3	2	2:09.502	37.902	57.976	33.624	264.4	6:53.677
4	1	2:14.795	37.769	1:02.634	34.392	270.5	9:47.542	4	2	2:08.974	38.209	57.181	33.584	267.4	9:02.651
5	1	2:11.560	37.984	59.762	33.814	270.5	11:59.102	5	2	2:16.037 B	37.733	57.505	40.799	264.4	11:18.688
6	1	2:19.678 B	38.490	1:00.091	41.097	267.4	14:18.780	6	1	4:05.212	2:25.777	1:04.410	35.025	253.0	15:23.900
7	1	15:08.429	...	1:00.799	34.294	265.9	29:27.209	7	1	2:13.716	38.497	1:01.081	34.138	265.9	17:37.616
8	1	2:15.031	37.877	1:02.469	34.685	272.1	31:42.240	8	1	2:11.696	38.213	59.670	33.813	267.4	19:49.312
9	1	2:14.474	38.145	1:02.007	34.322	272.1	33:56.714	9	1	2:15.357	38.250	1:00.825	36.282	253.0	22:04.669
10	1	2:12.109	38.081	59.984	34.044	267.4	36:08.823	10	1	2:14.887	38.254	1:01.666	34.967	272.1	24:19.556
11	1	2:21.739 B	38.208	1:01.971	41.560	269.0	38:30.562	11	1	2:11.115	38.193	59.123	33.799	269.0	26:30.671
12	3	4:38.616	2:57.118	1:05.135	36.363	230.5	43:09.178	12	1	2:20.690 B	37.868	1:01.595	41.227	272.1	28:51.361
13	3	2:17.390	39.508	1:02.826	35.056	270.5	45:26.568	13	3	5:35.976	3:58.040	1:02.999	34.937	258.6	34:27.337
14	3	2:17.542	38.650	1:04.117	34.775	270.5	47:44.110	14	3	2:14.920	38.715	1:01.414	34.791	264.4	36:42.257
15	3	2:13.637	38.408	1:01.231	33.998	267.4	49:57.747	15	3	2:15.422	38.312	1:02.571	34.539	267.4	38:57.679
16	3	2:16.636	38.487	1:03.623	34.526	269.0	52:14.383	16	3	2:13.756	38.259	1:01.106	34.391	265.9	41:11.435
17	3	2:14.680	38.542	1:02.004	34.134	269.0	54:29.063								
18	3	2:14.915	38.622	1:01.958	34.335	267.4	56:43.978								
19	3	2:17.476	38.663	1:03.408	35.405	269.0	59:01.454								
20	3	2:14.909	38.407	1:02.054	34.448	270.5	1:01:16.363								
21	3	2:14.711	38.218	1:02.248	34.245	267.4	1:03:31.074								
22	3	2:14.707	38.313	1:01.802	34.592	269.0	1:05:45.781								
23	3	2:30.133 B	38.655	1:05.799	45.679	267.4	1:08:15.914								
24	2	6:34.371	4:45.630	1:12.461	36.280	208.9	1:14:50.285								
25	2	2:18.035	39.689	1:03.147	35.199	260.0	1:17:08.320								
26	2	2:15.939	38.765	1:02.462	34.712	267.4	1:19:24.259								
27	2	2:15.960	38.904	1:02.617	34.439	269.0	1:21:40.219								
28	2	2:15.263	38.758	1:01.817	34.688	267.4	1:23:55.482								
29	2	2:14.843	38.583	1:01.779	34.481	270.5	1:26:10.325								



FIA WEC
6 Hours of Spa-Francorchamps
Free Practice 1
Sector Analysis

Personal Best Session Best B Crossing the finish line in pit lane

Lap	D	Time	Sector 1	Sector 2	Sector 3	T. Spd	Elapsed	Lap	D	Time	Sector 1	Sector 2	Sector 3	T. Spd	Elapsed
20	2	2:11.901	37.872	1:00.368	33.661	272.1	1:08:37.435	12	2	2:20.243B	38.069	59.835	42.339	264.4	41:08.662
21	2	2:13.569	37.921	1:01.493	34.155	275.3	1:10:51.004	13	1	8:05.838	6:25.543	1:04.931	35.364	226.1	49:14.500
22	2	2:25.850B	37.744	1:02.141	45.965	275.3	1:13:16.854	14	1	2:17.206	39.913	1:02.362	34.931	260.0	51:31.706
23	3	4:31.959	2:44.996	1:07.944	39.019	257.1	1:17:48.813	15	1	2:16.537	38.975	1:01.936	35.626	262.9	53:48.243
24	3	2:20.086	40.595	1:03.629	35.862	260.0	1:20:08.899	16	1	2:15.096	38.905	1:01.485	34.706	262.9	56:03.339
25	3	2:17.162	39.888	1:02.568	34.706	265.9	1:22:26.061	17	1	2:15.391	38.747	1:01.664	34.980	261.5	58:18.730
26	3	2:15.828	39.091	1:02.008	34.729	269.0	1:24:41.889	18	1	2:15.342	38.975	1:01.563	34.804	264.4	1:00:34.072
27	3	2:16.604	38.824	1:02.736	35.044	270.5	1:26:58.493	19	1	2:27.544B	38.614	1:01.747	47.183	264.4	1:03:01.616
28	3	2:15.153	38.931	1:01.639	34.583	270.5	1:29:13.646	20	1	8:44.901	7:06.852	1:02.646	35.403	260.0	1:11:46.517
29	3	2:16.434	38.525	1:02.180	35.729	272.1	1:31:30.080	21	1	2:16.646	39.280	1:01.973	35.393	262.9	1:14:03.163
38 G-Drive Racing Gibson 015S - Nissan 1.Simon DOLAN 3.Jake DENNIS LMP2 2.Giedo VAN DER GARDE								43 RGR Sport by Morand LIGIER JS P2 - Nissan 1.Ricardo GONZALEZ 3.Bruno SENNA LMP2 2.Filipe ALBUQUERQUE							
1	1	3:26.449B	1:35.611	1:04.501	46.337	232.8	3:26.449	1	3	2:56.333	1:15.084	1:04.389	36.860	232.8	2:56.333
2	1	6:47.170	5:11.211	1:01.565	34.394	257.1	10:13.619	2	3	2:13.456	39.329	1:00.109	34.018	262.9	5:09.789
3	1	2:12.310	38.353	59.701	34.256	264.4	12:25.929	3	3	2:13.144	39.078	59.920	34.146	262.9	7:22.933
4	1	2:12.041	38.158	59.615	34.268	264.4	14:37.970	4	3	2:10.280	38.141	58.224	33.915	267.4	9:33.213
5	1	2:12.142	38.320	59.540	34.282	264.4	16:50.112	5	3	2:16.529B	37.931	58.335	40.263	267.4	11:49.742
6	1	2:12.508	38.389	59.640	34.479	261.5	19:02.620	6	3	6:32.069	4:58.062	1:00.009	33.998	264.4	18:21.811
7	1	2:19.169B	38.386	59.171	41.612	264.4	21:21.789	7	3	2:11.158	38.187	58.972	33.999	265.9	20:32.969
8	1	10:04.993	8:25.483	1:03.988	35.522	253.0	31:26.782	8	3	2:10.865	38.074	58.707	34.084	265.9	22:43.834
9	1	2:11.696	38.295	59.185	34.216	262.9	33:38.478	9	3	2:10.519	37.890	58.531	34.098	267.4	24:54.353
10	1	2:12.527	38.267	59.322	34.938	262.9	35:51.005	10	3	2:10.896	38.062	58.720	34.114	269.0	27:05.249
11	1	2:23.573B	39.036	1:02.353	42.184	261.5	38:14.578	11	3	2:19.886B	38.146	1:01.306	40.434	269.0	29:25.135
12	3	4:09.064	2:30.921	1:03.103	35.040	245.0	42:23.642	12	1	4:35.836	2:57.990	1:02.795	35.051	261.5	34:00.971
13	3	2:13.667	38.926	1:00.388	34.353	260.0	44:37.309	13	1	2:13.266	38.513	1:00.396	34.357	265.9	36:14.237
14	3	2:13.023	38.524	59.649	34.850	264.4	46:50.332	14	1	2:15.514	38.331	1:01.728	35.455	267.4	38:29.751
15	3	2:12.271	38.283	59.739	34.249	265.9	49:02.603	15	1	2:14.515	38.503	1:01.541	34.471	267.4	40:44.266
16	3	2:11.506	38.261	58.558	34.687	264.4	51:14.109	16	1	2:12.790	38.304	1:00.266	34.220	264.4	42:57.056
17	3	2:11.267	38.438	58.741	34.088	264.4	53:25.376	17	1	2:14.257	38.226	1:01.865	34.166	272.1	45:11.313
18	3	2:11.002	38.529	58.378	34.095	262.9	55:36.378	18	1	2:12.982	38.490	59.675	34.817	267.4	47:24.295
19	3	2:21.016B	38.552	1:00.000	42.464	265.9	57:57.394	19	1	2:12.806	38.322	1:00.302	34.182	264.4	49:37.101
20	3	7:15.641	5:41.424	59.615	34.602	262.9	1:05:13.035	20	1	2:13.862	38.854	1:00.140	34.868	269.0	51:50.963
21	3	2:15.677	40.534	1:00.760	34.383	257.1	1:07:28.712	21	1	2:15.108	39.804	1:01.249	34.055	262.9	54:06.071
22	3	2:12.689	38.415	1:00.115	34.159	262.9	1:09:41.401	22	1	2:20.796B	38.487	1:00.392	41.917	262.9	56:26.867
23	3	2:11.594	38.274	59.213	34.107	264.4	1:11:52.995	23	2	3:53.940	2:14.826	1:03.748	35.366	257.1	1:00:20.807
24	3	2:17.950B	38.242	58.571	41.137	265.9	1:14:10.945	24	2	2:14.114	38.348	1:01.173	34.593	265.9	1:02:34.921
25	2	5:26.449	3:48.346	1:03.133	34.970	257.1	1:19:37.394	25	2	2:12.876	38.155	1:00.466	34.255	269.0	1:04:47.797
26	2	2:14.409	38.770	1:01.068	34.571	261.5	1:21:51.803	26	2	2:14.141	37.965	1:01.993	34.183	269.0	1:07:01.938
27	2	2:12.316	38.358	59.621	34.337	264.4	1:24:04.119	27	2	2:21.166B	38.113	1:01.081	41.972	257.1	1:09:23.104
28	2	2:12.935	38.453	59.503	34.979	264.4	1:26:17.054	28	2	9:43.590	8:07.236	1:02.034	34.320	267.4	1:19:06.694
29	2	2:16.858	38.279	1:04.174	34.405	265.9	1:28:33.912	29	2	2:13.229	38.369	1:00.588	34.272	267.4	1:21:19.923
30	2	2:12.981	38.452	1:00.092	34.437	262.9	1:30:46.893	30	2	2:13.889	38.153	1:01.416	34.320	267.4	1:23:33.812
42 Strakka Racing Gibson 015S - Nissan 1.Nick LEVENTIS 3.Jonny KANE LMP2 2.Danny WATTS								44 Manor Oreca 05 - Nissan 1.Tor GRAVES 3.James JAKES LMP2 2.Will STEVENS							
1	2	7:09.809	5:26.260	1:05.789	37.760	232.8	7:09.809	1	2	4:27.025B	2:25.405	1:12.202	49.418	178.6	4:27.025
2	2	2:12.142	38.634	59.419	34.089	261.5	9:21.951	2	2	7:54.590	6:18.478	1:01.881	34.231	261.5	12:21.615
3	2	2:10.139	38.117	58.078	33.944	262.9	11:32.090								
4	2	2:11.516	37.788	59.730	33.998	262.9	13:43.606								
5	2	2:09.483	37.769	57.867	33.847	257.1	15:53.089								
6	2	2:09.486	37.884	57.742	33.860	262.9	18:02.575								
7	2	2:17.593B	37.954	58.380	41.259	264.4	20:20.168								
8	2	11:52.355	...	1:00.576	34.588	255.7	32:12.523								
9	2	2:12.586	38.106	59.900	34.580	264.4	34:25.109								
10	2	2:10.914	38.059	58.630	34.225	262.9	36:36.023								
11	2	2:12.396	39.679	58.667	34.050	258.6	38:48.419								



FIA WEC
6 Hours of Spa-Francorchamps
Free Practice 1

Sector Analysis


Personal Best Session Best B Crossing the finish line in pit lane

Lap	D	Time	Sector 1	Sector 2	Sector 3	T. Spd	Elapsed	Lap	D	Time	Sector 1	Sector 2	Sector 3	T. Spd	Elapsed
3	2	2:10.028	37.660	58.218	34.150	272.1	14:31.643	3	3	2:24.464	40.970	1:06.709	36.785	253.0	23:38.187
4	2	2:09.573	37.745	58.065	33.763	269.0	16:41.216	4	3	2:22.856	40.523	1:05.887	36.446	255.7	26:01.043
5	2	2:14.342	37.600	58.503	38.239	272.1	18:55.558	5	3	2:22.140	40.504	1:05.381	36.255	258.6	28:23.183
6	2	2:11.355	37.759	59.673	33.923	272.1	21:06.913	6	3	2:32.124 B	40.933	1:06.731	44.460	245.0	30:55.307
7	2	2:10.154	37.530	58.839	33.785	273.7	23:17.067	7	1	5:05.968	3:14.560	1:11.910	39.498	225.0	36:01.275
8	2	2:09.968	37.543	58.549	33.876	273.7	25:27.035	8	1	2:32.050	42.379	1:10.280	39.391	229.4	38:33.325
9	2	2:18.184 B	37.524	59.047	41.613	275.3	27:45.219	9	1	2:32.772	41.737	1:10.246	40.789	240.0	41:06.097
10	1	13:51.467	...	1:12.572	37.955	212.7	41:36.686	10	1	2:30.953	41.720	1:10.971	38.262	251.6	43:37.050
11	1	2:20.134	40.063	1:04.685	35.386	265.9	43:56.820	11	1	2:29.003	41.575	1:09.429	37.999	253.0	46:06.053
12	1	2:16.934	38.581	1:02.722	35.631	269.0	46:13.754	12	1	2:33.867	42.814	1:11.016	40.037	250.3	48:39.920
13	1	2:16.317	38.284	1:02.699	35.334	273.7	48:30.071	13	1	2:39.674 B	41.887	1:09.287	48.500	254.3	51:19.594
14	1	2:13.289	37.835	1:00.935	34.519	275.3	50:43.360	14	3	4:29.525	2:44.912	1:08.536	36.077	221.8	55:49.119
15	1	2:22.479 B	38.089	1:01.415	42.975	275.3	53:05.839	15	3	2:20.416	40.161	1:04.258	35.997	255.7	58:09.535
16	1	11:33.227	9:55.257	1:03.632	34.338	262.9	1:04:39.066	16	3	2:20.156	40.024	1:04.384	35.748	257.1	1:00:29.691
17	1	2:14.226	37.870	1:01.343	35.013	275.3	1:06:53.292	17	3	2:20.374	39.789	1:04.613	35.972	258.6	1:02:50.065
18	1	2:17.864	37.856	1:05.155	34.853	275.3	1:09:11.156	18	3	2:33.941 B	41.108	1:07.575	45.258	248.9	1:05:24.006
19	1	2:38.510 B	48.892	1:02.882	46.736	272.1	1:11:49.666	19	2	4:38.480	2:49.902	1:10.048	38.530	232.8	1:10:02.486
20	3	5:28.536	3:49.759	1:02.765	36.012	254.3	1:17:18.202	20	2	2:25.115	41.122	1:07.011	36.982	246.3	1:12:27.601
21	3	2:15.028	38.537	1:02.098	34.393	272.1	1:19:33.230	21	2	2:23.636	40.409	1:06.623	36.604	255.7	1:14:51.237
22	3	2:13.448	38.231	1:00.562	34.655	272.1	1:21:46.678	22	2	2:22.354	40.494	1:05.634	36.226	254.3	1:17:13.591
23	3	2:12.279	37.897	59.898	34.484	272.1	1:23:58.957	23	2	2:29.725 B	40.444	1:06.364	42.917	255.7	1:19:43.316
24	3	2:11.977	38.018	59.780	34.179	272.1	1:26:10.934	24	1	3:33.385	1:47.129	1:08.261	37.995	254.3	1:23:16.701
25	3	2:12.638	37.977	1:00.630	34.031	269.0	1:28:23.572	25	1	2:26.709	40.802	1:07.748	38.159	255.7	1:25:43.410
26	3	2:12.221	37.983	59.892	34.346	272.1	1:30:35.793	26	1	2:27.803	40.665	1:09.255	37.883	257.1	1:28:11.213
								27	1	2:26.756	41.149	1:07.825	37.782	253.0	1:30:37.969

45		Manor		Oreca 05 - Nissan			
		1. Matthew RAO		LMP2			
		2. Richard BRADLEY		3. Roberto MERHI			
1	3	4:37.743 B	2:40.549	1:09.465	47.729	208.9	4:37.743
2	3	6:12.125	4:33.119	1:03.856	35.150	240.0	10:49.868
3	3	2:10.264	38.350	58.254	33.660	265.9	13:00.132
4	3	2:20.790 B	38.595	58.207	43.988	269.0	15:20.922
5	1	6:58.480	5:20.748	1:02.662	35.070	222.9	22:19.402
6	1	2:13.961	38.322	1:00.131	35.508	270.5	24:33.363
7	1	2:22.938 B	37.752	1:00.184	45.002	269.0	26:56.301
8	2	10:27.129	8:51.025	1:01.801	34.303	246.3	37:23.430
9	2	2:11.882	37.992	59.825	34.065	262.9	39:35.312
10	2	2:19.067 B	37.992	58.707	42.368	270.5	41:54.379
11	3	13:49.587	...	1:02.851	35.659	235.2	55:43.966
12	3	2:13.388	37.830	1:01.272	34.286	270.5	57:57.354
13	3	2:10.205	37.660	58.576	33.969	270.5	1:00:07.559
14	3	2:17.104	37.770	1:01.606	37.728	273.7	1:02:24.663
15	3	2:12.614	37.599	1:00.491	34.524	273.7	1:04:37.277
16	3	2:21.819 B	38.210	58.744	44.865	270.5	1:06:59.096
17	1	5:31.587	3:53.556	1:03.370	34.661	267.4	1:12:30.683
18	1	2:15.253	38.636	1:02.145	34.472	270.5	1:14:45.936
19	1	2:12.475	38.406	59.701	34.368	269.0	1:16:58.411
20	1	2:12.047	37.716	1:00.142	34.189	272.1	1:19:10.458
21	1	2:22.288 B	37.972	1:00.935	43.381	269.0	1:21:32.746
22	2	3:45.216	2:08.882	1:00.898	35.436	257.1	1:25:17.962
23	2	2:15.312	37.825	1:01.889	35.598	272.1	1:27:33.274
24	2	2:17.519	37.773	1:01.463	38.283	272.1	1:29:50.793
25	2	2:11.312	37.941	59.379	33.992	270.5	1:32:02.105

50		Larbre Competition		Chevrolet Corvette C7-Z06			
		1. Yutaka YAMAGISHI		LMP2			
		2. Pierre RAGUES		3. Paolo RUBERTI			
1	3	16:38.894 B	...	1:13.470	47.887	210.8	16:38.894
2	3	4:34.829	2:47.705	1:09.494	37.630	241.2	21:13.723


51		AF Corse		Ferrari 488 GTE			
		1. Gianmaria BRUNI		LMGTE Pro			
		2. James CALADO					
1	1	5:51.923 B	1:15.551	1:09.944	3:26.428	216.7	5:51.923
2	1	2:37.998	55.763	1:05.751	36.484	242.5	8:29.921
3	1	2:22.561	40.413	1:05.778	36.370	253.0	10:52.482
4	1	2:22.494	40.420	1:04.541	37.533	251.6	13:14.976
5	1	2:21.870	40.302	1:04.222	37.346	253.0	15:36.846
6	1	2:19.829	40.098	1:03.600	36.131	255.7	17:56.675
7	1	3:50.910 B	40.200	1:04.265	2:06.445	254.3	21:47.585
8	1	2:36.927	54.371	1:06.004	36.552	251.6	24:24.512
9	1	2:21.009	40.042	1:04.583	36.384	258.6	26:45.521
10	1	2:21.225	40.192	1:04.839	36.194	257.1	29:06.746
11	1	2:22.723	40.014	1:04.429	38.280	257.1	31:29.469
12	1	2:20.261	40.117	1:04.136	36.008	255.7	33:49.730
13	1	13:19.934 B	40.154	1:04.029	...	255.7	47:09.664
14	1	2:36.308	54.999	1:05.196	36.113	253.0	49:45.972
15	1	2:26.691	45.541	1:04.936	36.214	253.0	52:12.663
16	1	2:21.628	40.151	1:05.423	36.054	254.3	54:34.291
17	1	2:20.366	40.151	1:04.221	35.994	254.3	56:54.657
18	1	2:19.810	40.028	1:03.930	35.852	254.3	59:14.467
19	1	4:05.179 B	40.080	1:04.143	2:20.956	257.1	1:03:19.646
20	2	2:38.139	55.734	1:05.787	36.618	240.0	1:05:57.785
21	2	2:22.603	40.982	1:05.107	36.514	253.0	1:08:20.388
22	2	2:22.824	40.822	1:05.387	36.615	254.3	1:10:43.212
23	2	2:21.750	40.386	1:04.993	36.371	254.3	1:13:04.962
24	2	2:33.998	40.053	1:11.755	42.190	258.6	1:15:38.960
25	2	2:23.761	40.279	1:05.864	37.618	255.7	1:18:02.721
26	2	2:21.489	40.327	1:04.890	36.272	255.7	1:20:24.210
27	2	2:22.019	40.111	1:05.401	36.507	255.7	1:22:46.229
28	2	2:22.191	40.039	1:05.647	36.505	258.6	1:25:08.420
29	2	2:25.610	40.218	1:07.139	38.253	254.3	1:27:34.030



FIA WEC
6 Hours of Spa-Francorchamps
Free Practice 1
Sector Analysis

■ Personal Best ■ Session Best ■ Crossing the finish line in pit lane


Lap	D	Time	Sector 1	Sector 2	Sector 3	T. Spd	Elapsed	Lap	D	Time	Sector 1	Sector 2	Sector 3	T. Spd	Elapsed
66 Ford Chip Ganassi Team UK Ford GT															
1. Billy JOHNSON 3. Olivier PLA LMGTE Pro															
2. Stefan MÜCKE															
1	1	3:30.100	1:47.896	1:05.619	36.585	234.0	3:30.100	20	2	2:21.879	40.038	1:05.148	36.693	254.3	1:01:19.418
2	1	2:20.187	40.681	1:03.786	35.720	247.6	5:50.287	21	2	2:21.129	39.914	1:04.874	36.341	258.6	1:03:40.547
3	1	2:27.297 B	40.070	1:03.662	43.565	254.3	8:17.584	22	2	2:21.051	39.931	1:04.928	36.192	258.6	1:06:01.598
4	1	11:29.280	9:48.315	1:04.888	36.077	247.6	19:46.864	23	2	2:21.078	39.819	1:05.018	36.241	257.1	1:08:22.676
5	1	2:21.753	40.371	1:05.042	36.340	257.1	22:08.617	24	2	2:29.020 B	40.104	1:05.727	43.189	258.6	1:10:51.696
6	1	2:22.561	40.490	1:05.435	36.636	257.1	24:31.178	25	3	9:40.136	7:55.330	1:07.799	37.007	246.3	1:20:31.832
7	1	2:21.299	40.081	1:04.852	36.366	255.7	26:52.477	26	3	2:23.916	41.097	1:06.206	36.613	257.1	1:22:55.748
8	1	2:20.900	40.125	1:04.611	36.164	258.6	29:13.377	27	3	2:23.075	40.799	1:05.694	36.582	253.0	1:25:18.823
9	1	2:20.479	40.302	1:04.168	36.009	260.0	31:33.856	28	3	2:24.124	40.381	1:05.689	38.054	254.3	1:27:42.947
10	1	2:21.742	40.937	1:04.446	36.359	253.0	33:55.598	29	3	2:23.219	40.627	1:05.715	36.877	254.3	1:30:06.166
11	1	2:22.089	40.882	1:04.963	36.244	254.3	36:17.687	30	3	2:32.582 B	41.242	1:05.446	45.894	253.0	1:32:38.748
12	1	2:20.115	39.942	1:04.008	36.165	261.5	38:37.802								
13	1	2:33.240 B	39.967	1:08.134	45.139	258.6	41:11.042								
14	3	4:43.315	2:56.680	1:09.316	37.319	174.0	45:54.357								
15	3	2:23.026	40.995	1:05.070	36.961	251.6	48:17.383								
16	3	2:21.454	40.416	1:04.217	36.821	255.7	50:38.837								
17	3	2:21.256	40.364	1:04.670	36.222	255.7	53:00.093								
18	3	2:20.299	40.279	1:03.738	36.282	255.7	55:20.392								
19	3	2:21.068	40.183	1:04.033	36.852	257.1	57:41.460								
20	3	2:22.798	40.165	1:04.644	37.989	258.6	1:00:04.258								
21	3	2:29.971 B	40.265	1:04.501	45.205	255.7	1:02:34.229								
22	2	4:15.115	2:31.211	1:06.777	37.127	247.6	1:06:49.344								
23	2	2:23.197	40.554	1:06.174	36.469	257.1	1:09:12.541								
24	2	2:21.792	40.323	1:05.161	36.308	257.1	1:11:34.333								
25	2	2:21.110	40.174	1:04.709	36.227	257.1	1:13:55.443								
26	2	2:20.857	40.228	1:04.479	36.150	255.7	1:16:16.300								
27	2	2:22.964	40.157	1:04.681	38.126	260.0	1:18:39.264								
28	2	2:21.641	40.076	1:05.236	36.329	257.1	1:21:00.905								
29	2	2:29.989 B	40.161	1:05.789	44.039	258.6	1:23:30.894								
30	2	3:27.237	1:45.242	1:05.351	36.644	253.0	1:26:58.131								
31	2	2:23.058	40.769	1:05.704	36.585	255.7	1:29:21.189								
32	2	2:21.087	40.154	1:04.826	36.107	255.7	1:31:42.276								
67 Ford Chip Ganassi Team UK Ford GT															
1. Marino FRANCHITTI 3. Harry TINCKNELL LMGTE Pro															
2. Andy PRIAULX															
1	1	4:04.065	2:18.017	1:08.028	38.020	207.1	4:04.065								
2	1	2:23.308	41.525	1:05.044	36.739	241.2	6:27.373								
3	1	2:21.248	40.590	1:04.268	36.390	253.0	8:48.621								
4	1	2:20.155	40.372	1:03.738	36.045	253.0	11:08.776								
5	1	2:27.194 B	40.078	1:03.639	43.477	254.3	13:35.970								
6	1	10:29.923	8:48.664	1:04.995	36.264	254.3	24:05.893								
7	1	2:20.661	40.200	1:04.100	36.361	254.3	26:26.554								
8	1	2:20.994	40.347	1:04.661	35.986	250.3	28:47.548								
9	1	2:20.645	40.092	1:04.447	36.106	275.3	31:08.193								
10	1	2:20.264	39.981	1:04.190	36.093	260.0	33:28.457								
11	1	2:21.349	39.987	1:04.917	36.445	257.1	35:49.806								
12	1	2:27.951 B	40.172	1:05.453	42.326	257.1	38:17.757								
13	1	2:39.000 B	51.844	1:05.036	42.120	258.6	40:56.757								
14	2	6:10.681	4:28.588	1:05.422	36.671	237.6	47:07.438								
15	2	2:21.732	40.128	1:05.216	36.388	258.6	49:29.170								
16	2	2:25.078	39.891	1:05.295	39.892	261.5	51:54.248								
17	2	2:20.911	40.100	1:04.744	36.067	258.6	54:15.159								
18	2	2:21.018	40.094	1:04.496	36.428	255.7	56:36.177								
19	2	2:21.362	40.102	1:04.906	36.354	257.1	58:57.539								
71 AF Corse Ferrari 488 GTE															
1. Davide RIGON LMGTE Pro															
2. Sam BIRD															
1	1	3:26.026 B	1:25.419	1:12.263	48.344	203.5	3:26.026								
2	1	4:21.298	2:38.640	1:05.841	36.817	234.0	7:47.324								
3	1	2:21.620	41.169	1:03.997	36.454	250.3	10:08.944								
4	1	2:21.953	40.813	1:04.856	36.284	251.6	12:30.897								
5	1	2:21.214	40.689	1:03.958	36.567	251.6	14:52.111								
6	1	2:20.387	40.460	1:03.991	35.936	254.3	17:12.498								
7	1	2:29.665 B	40.774	1:04.447	44.444	254.3	19:42.163								
8	1	3:46.872 B					23:29.035								
9	1	2:37.276	55.081	1:05.748	36.447	221.8	26:06.311								
10	1	2:20.759	40.436	1:04.110	36.213	255.7	28:27.070								
11	1	2:20.530	40.554	1:04.131	35.845	257.1	30:47.600								
12	1	2:20.075	40.166	1:03.944	35.965	257.1	33:07.675								
13	1	2:28.673 B	40.337	1:04.518	43.818	254.3	35:36.348								
14	1	4:08.384	2:27.625	1:04.404	36.355	251.6	39:44.732								
15	1	2:21.068	40.220	1:04.830	36.018	253.0	42:05.800								
16	1	2:21.245	40.194	1:04.074	36.977	257.1	44:27.045								
17	1	2:20.487	40.200	1:04.206	36.081	257.1	46:47.532								
18	1	2:30.246 B	40.257	1:05.230	44.759	254.3	49:17.778								
19	2	4:19.476	2:35.421	1:06.514	37.541	236.4	53:37.254								
20	2	2:43.732 B	44.776	1:10.059	48.897	209.9	56:20.986								
21	2	3:38.012	1:55.275	1:05.642	37.095	251.6	59:58.998								
22	2	2:23.101	40.737	1:05.334	37.030	254.3	1:02:22.099								
23	2	2:21.715	40.193	1:04.982	36.540	257.1	1:04:43.814								
24	2	2:24.895	41.151	1:07.293	36.451	248.9	1:07:08.709								
25	2	2:22.412	40.179	1:05.248	36.985	255.7	1:09:31.121								
26	2	2:21.409	40.157	1:04.674	36.578	257.1	1:11:52.530								
27	2	2:29.449 B	40.305	1:05.028	44.116	257.1	1:14:21.979								
28	2	3:24.965 B					1:17:46.944								
29	2	2:38.671	54.780	1:07.182	36.709	251.6	1:20:25.615								
30	2	2:21.678	40.597	1:04.749	36.332	255.7	1:22:47.293								
31	2	2:23.249	40.037	1:06.524	36.688	258.6	1:25:10.542								
32	2	2:26.041	40.388	1:07.598	38.055	258.6	1:27:36.583								
33	2	2:24.428	40.287	1:06.702	37.439	260.0	1:30:01.011								
34	2	2:24.922	40.401	1:07.573	36.948	258.6	1:32:25.933								
77 Dempsey - Proton Racing Porsche 911 RSR (2016)															
1. Richard LIETZ LMGTE Pro															
2. Michael CHRISTENSEN															
1	2	3:03.210 B	1:08.457	1:08.660	46.093	209.9	3:03.210								
2	2	8:24.491	6:42.002	1:05.846	36.643	228.3	11:27.701								
3	2	2:22.228	41.639	1:04.499	36.090	251.6	13:49.929								
4	2	2:20.484	40.348	1:04.065	36.071	255.7	16:10.413								
5	2	2:28.226 B	40.355	1:05.628	42.243	255.7	18:38.639								
6	2	7:20.525	5:36.666	1:07.571	36.288	254.3	25:59.164								



FIA WEC
6 Hours of Spa-Francorchamps
Free Practice 1
Sector Analysis

Personal Best Session Best B Crossing the finish line in pit lane


Lap	D	Time	Sector 1	Sector 2	Sector 3	T. Spd	Elapsed	Lap	D	Time	Sector 1	Sector 2	Sector 3	T. Spd	Elapsed
7	2	2:21.152	40.380	1:04.798	35.974	258.6	28:20.316	83 AF Corse 1.François PERRODO 2.Emmanuel COLLARD 3.Rui AGUAS Ferrari F458 Italia LMGTE Am							
8	2	2:21.056	40.144	1:05.001	35.911	258.6	30:41.372								
9	2	2:20.515	40.171	1:04.236	36.108	258.6	33:01.887								
10	2	2:20.883	40.295	1:04.586	36.002	257.1	35:22.770								
11	2	2:29.087 B	40.368	1:05.098	43.621	255.7	37:51.857								
12	2	7:27.528	5:42.171	1:08.829	36.528	255.7	45:19.385								
13	2	2:22.158	40.265	1:05.033	36.860	258.6	47:41.543								
14	2	2:22.660	41.293	1:05.244	36.123	253.0	50:04.203								
15	2	2:21.563	40.335	1:05.074	36.154	258.6	52:25.766								
16	2	2:28.491 B	40.421	1:05.105	42.965	257.1	54:54.257								
17	1	6:59.220	5:13.539	1:08.176	37.505	237.6	1:01:53.477								
18	1	2:26.568	42.385	1:07.420	36.763	251.6	1:04:20.045								
19	1	2:23.525	40.764	1:05.587	37.174	255.7	1:06:43.570								
20	1	2:32.102	40.650	1:14.272	37.180	257.1	1:09:15.672								
21	1	2:24.380	40.388	1:06.569	37.423	260.0	1:11:40.052								
22	1	2:22.642	40.361	1:05.639	36.642	258.6	1:14:02.694								
23	1	2:25.337	41.329	1:06.578	37.430	257.1	1:16:28.031								
24	1	2:22.891	40.395	1:05.984	36.512	260.0	1:18:50.922								
25	1	2:22.933	40.581	1:05.732	36.620	258.6	1:21:13.855								
26	1	2:23.756	40.419	1:06.440	36.897	260.0	1:23:37.611								
27	1	2:25.209	41.140	1:07.134	36.935	258.6	1:26:02.820								
28	1	2:22.535	40.445	1:05.531	36.559	258.6	1:28:25.355								
29	1	2:25.347	40.493	1:07.669	37.185	257.1	1:30:50.702								
78 KCMG 1.Christian RIED 2.Wolf HENZLER 3.Joël CAMATHIAS Porsche 911 RSR LMGTE Am															
1	3	4:54.998 B	2:37.235	1:24.142	53.621	168.3	4:54.998								
2	3	7:26.605	5:40.346	1:08.713	37.546	230.5	12:21.603								
3	3	2:24.732	41.211	1:06.458	37.063	248.9	14:46.335								
4	3	2:24.449	41.130	1:06.809	36.510	248.9	17:10.784								
5	3	2:23.109	40.850	1:05.464	36.795	255.7	19:33.893								
6	3	2:22.779	40.403	1:05.801	36.575	255.7	21:56.672								
7	3	2:22.823	40.310	1:05.958	36.555	257.1	24:19.495								
8	3	2:25.526	40.470	1:08.072	36.984	257.1	26:45.021								
9	3	2:23.337	40.578	1:06.251	36.508	247.6	29:08.358								
10	3	2:29.020 B	40.317	1:05.732	42.971	260.0	31:37.378								
11	2	7:12.148	5:30.177	1:05.171	36.800	248.9	38:49.526								
12	2	2:21.115	39.886	1:05.176	36.053	258.6	41:10.641								
13	2	2:24.084	40.944	1:06.613	36.527	257.1	43:34.725								
14	2	2:21.715	40.197	1:05.353	36.165	255.7	45:56.440								
15	2	2:23.206	40.174	1:05.914	37.118	257.1	48:19.646								
16	2	2:28.284	40.608	1:10.821	36.855	251.6	50:47.930								
17	2	2:22.234	40.147	1:05.815	36.272	258.6	53:10.164								
18	2	2:22.490	40.284	1:05.613	36.593	257.1	55:32.654								
19	2	2:24.634	41.166	1:06.679	36.789	255.7	57:57.288								
20	2	2:35.069 B	40.914	1:06.943	47.212	255.7	1:00:32.357								
21	1	5:03.778	3:17.518	1:07.768	38.492	247.6	1:05:36.135								
22	1	2:28.143	42.000	1:07.976	38.167	248.9	1:08:04.278								
23	1	2:27.365	41.640	1:07.763	37.962	242.5	1:10:31.643								
24	1	2:29.936	41.566	1:09.012	39.358	247.6	1:13:01.579								
25	1	2:27.332	41.232	1:07.920	38.180	241.2	1:15:28.911								
26	1	2:26.459	41.715	1:07.059	37.685	234.0	1:17:55.370								
27	1	2:34.405 B	41.611	1:07.453	45.341	250.3	1:20:29.775								
28	2	4:06.606	2:14.909	1:12.359	39.338	227.2	1:24:36.381								
29	2	2:33.064	42.853	1:11.193	39.018	231.7	1:27:09.445								
30	2	2:31.997	42.208	1:10.954	38.835	248.9	1:29:41.442								
31	2	2:31.197	42.073	1:10.498	38.626	250.3	1:32:12.639								
86 Gulf Racing 1.Michael WAINWRIGHT 2.Adam CARROLL 3.Ben BARKER Porsche 911 RSR LMGTE Am															
1	2	3:34.879 B	1:30.743	1:16.608	47.528	174.6	3:34.879								
2	2	6:55.931	5:10.750	1:08.274	36.907	229.4	10:30.810								
3	2	2:32.829 B	41.095	1:05.944	45.790	251.6	13:03.639								
4	2	3:56.176	2:12.478	1:06.597	37.101	170.2	16:59.815								
5	2	2:21.915	41.012	1:04.934	35.969	251.6	19:21.730								
6	2	2:22.493	40.449	1:05.785	36.259	254.3	21:44.223								
7	2	2:22.528	40.546	1:05.818	36.164	237.6	24:06.751								
8	2	2:21.090	40.308	1:04.786	35.996	258.6	26:27.841								
9	2	2:21.087	40.272	1:04.992	35.823	258.6	28:48.928								
10	2	2:29.627 B	40.181	1:05.721	43.725	258.6	31:18.555								
11	1	7:00.238	5:05.562	1:13.445	41.231	212.7	38:18.793								
12	1	2:36.801	44.069	1:12.693	40.039	223.9	40:55.594								
13	1	2:36.104	43.311	1:11.808	40.985	234.0	43:31.698								
14	1	2:33.488	43.010	1:10.785	39.693	229.4	46:05.186								
15	1	2:37.263	42.779	1:11.723	42.761	247.6	48:42.449								
16	1	2:33.390	42.761	1:11.279	39.350	245.0	51:15.839								
17	1	2:32.246	42.876	1:10.316	39.054	247.6	53:48.085								
18	1	2:40.537 B	43.180	1:10.062	47.295	247.6	56:28.622								
19	3	7:53.749	6:07.562	1:08.815	37.372	216.7	1:04:22.371								
20	3	2:23.991	40.871	1:06.236	36.884	253.0	1:06:46.362								
21	3	2:23.141	40.642	1:05.769	36.730	254.3	1:09:09.503								



FIA WEC
6 Hours of Spa-Francorchamps
Free Practice 1
Sector Analysis

Personal Best Session Best B Crossing the finish line in pit lane

Lap	D	Time	Sector 1	Sector 2	Sector 3	T. Spd	Elapsed	Lap	D	Time	Sector 1	Sector 2	Sector 3	T. Spd	Elapsed
22	3	2:31.018 B	40.448	1:06.476	44.094	255.7	1:11:40.521	12	3	2:26.932 B	39.628	1:05.214	42.090	269.0	46:28.390
23	1	5:03.585	3:14.481	1:10.042	39.062	247.6	1:16:44.106	13	3	5:33.529	3:52.398	1:05.286	35.845	265.9	52:01.919
24	1	2:33.121	42.382	1:10.193	40.546	247.6	1:19:17.227	14	3	2:26.844 B	39.589	1:05.127	42.128	269.0	54:28.763
25	1	2:34.482	44.028	1:10.915	39.539	237.6	1:21:51.709	15	2	5:56.263	4:11.978	1:07.350	36.935	250.3	1:00:25.026
26	1	2:32.341	42.719	1:10.107	39.515	248.9	1:24:24.050	16	2	2:22.643	40.490	1:05.819	36.334	262.9	1:02:47.669
27	1	2:33.999	42.827	1:11.845	39.327	247.6	1:26:58.049	17	2	2:21.911	40.024	1:05.567	36.320	267.4	1:05:09.580
28	1	2:31.246	43.024	1:09.699	38.523	248.9	1:29:29.295	18	2	2:21.333	39.784	1:05.474	36.075	265.9	1:07:30.913
29	1	2:31.828	42.414	1:10.468	38.946	247.6	1:32:01.123	19	2	2:21.924	39.976	1:05.500	36.448	267.4	1:09:52.837
88 Abu Dhabi-Proton Racing Porsche 911 RSR 1. Khaled AL QUBAIS1 3. Patrick LONG LMGTE Am 2. David HEINEMEIER HANSSON								97 Aston Martin Racing Aston Martin Vantage V8 1. Richie STANAWAY 3. Jonathan ADAM LMGTE Pro 2. Fernando REES							
1	3	2:45.566	57.515	1:09.276	38.775	231.7	2:45.566	1	3	3:24.113	1:39.154	1:07.871	37.088	208.9	3:24.113
2	3	2:23.160	41.381	1:05.374	36.405	253.0	5:08.726	2	3	2:21.136	40.239	1:04.844	36.053	258.6	5:45.249
3	3	2:20.603	40.606	1:04.168	35.829	254.3	7:29.329	3	3	2:19.733	39.918	1:04.225	35.590	265.9	8:04.982
4	3	2:28.942 B	40.588	1:04.861	43.493	255.7	9:58.271	4	3	2:19.691	39.932	1:04.147	35.612	264.4	10:24.673
5	3	9:58.978	8:14.768	1:07.214	36.996	250.3	19:57.249	5	3	2:19.313	39.560	1:04.013	35.740	267.4	12:43.986
6	3	2:21.672	40.559	1:04.938	36.175	254.3	22:18.921	6	3	2:19.567	39.530	1:04.416	35.621	265.9	15:03.553
7	3	2:22.117	40.749	1:05.190	36.178	257.1	24:41.038	7	3	2:19.296	39.439	1:04.208	35.649	267.4	17:22.849
8	3	2:21.777	40.367	1:05.265	36.145	257.1	27:02.815	8	3	2:19.976	39.486	1:04.613	35.877	265.9	19:42.825
9	3	2:31.152 B	40.491	1:06.752	43.909	258.6	29:33.967	9	3	2:21.465	39.590	1:04.850	37.025	267.4	22:04.290
10	2	4:31.554	2:41.257	1:10.862	39.435	226.1	34:05.521	10	3	2:21.997	39.796	1:06.181	36.020	270.5	24:26.287
11	2	2:28.905	42.476	1:08.339	38.090	250.3	36:34.426	11	3	2:31.062 B	39.587	1:05.917	45.558	267.4	26:57.349
12	2	2:26.482	41.666	1:07.461	37.355	253.0	39:00.908	12	2	6:25.309	4:40.941	1:07.497	36.871	254.3	33:22.658
13	2	2:24.903	41.402	1:06.566	36.935	253.0	41:25.811	13	2	2:24.556	40.925	1:06.622	37.009	254.3	35:47.214
14	2	2:23.731	40.962	1:06.115	36.654	255.7	43:49.542	14	2	2:23.293	40.544	1:06.460	36.289	264.4	38:10.507
15	2	2:23.649	41.092	1:05.880	36.677	257.1	46:13.191	15	2	2:22.061	40.059	1:05.965	36.037	267.4	40:32.568
16	2	2:26.631	41.829	1:06.362	38.440	257.1	48:39.822	16	2	2:22.558	39.920	1:05.782	36.856	265.9	42:55.126
17	2	2:31.398 B	40.939	1:06.367	44.092	255.7	51:11.220	17	2	2:31.418 B	39.703	1:07.736	43.979	264.4	45:26.544
18	2	5:29.776	3:46.173	1:06.951	36.652	248.9	56:40.996	18	2	4:01.515	2:18.523	1:06.421	36.571	265.9	49:28.059
19	2	2:24.941	40.769	1:07.196	36.976	257.1	59:05.937	19	2	2:21.996	40.027	1:05.905	36.064	267.4	51:50.055
20	2	2:22.933	40.699	1:05.486	36.748	257.1	1:01:28.870	20	2	2:27.231	41.715	1:08.839	36.677	235.2	54:17.286
21	2	2:30.007 B	40.875	1:05.639	43.493	255.7	1:03:58.877	21	2	2:21.895	39.807	1:06.032	36.056	267.4	56:39.181
22	1	4:09.099	2:21.915	1:09.132	38.052	243.8	1:08:07.976	22	2	2:22.388	39.833	1:06.115	36.440	267.4	59:01.569
23	1	2:28.485	41.638	1:08.360	38.487	242.5	1:10:36.461	23	2	2:31.443 B	39.987	1:06.848	44.608	269.0	1:01:33.012
24	1	2:25.523	41.032	1:06.655	37.836	255.7	1:13:01.984	24	1	4:12.276	2:27.390	1:07.481	37.405	257.1	1:05:45.288
25	1	2:25.409	40.915	1:06.911	37.583	257.1	1:15:27.393	25	1	2:25.032	40.584	1:07.069	37.379	264.4	1:08:10.320
26	1	2:26.222	41.272	1:07.397	37.553	254.3	1:17:53.615	26	1	2:25.488	39.934	1:08.249	37.305	258.6	1:10:35.808
27	1	2:25.094	41.234	1:06.733	37.127	253.0	1:20:18.709	27	1	2:25.058	39.964	1:07.279	37.815	269.0	1:13:00.866
28	1	2:25.573	41.314	1:06.632	37.627	254.3	1:22:44.282	28	1	2:32.442 B	40.029	1:08.576	43.837	265.9	1:15:33.308
29	1	2:28.539	40.886	1:09.537	38.116	255.7	1:25:12.821	29	1	9:35.053	7:50.164	1:07.349	37.540	261.5	1:25:08.361
30	1	2:26.053	41.189	1:07.261	37.603	255.7	1:27:38.874	30	1	2:26.756	40.765	1:08.282	37.709	251.6	1:27:35.117
31	1	2:24.487	40.835	1:06.656	36.996	257.1	1:30:03.361	31	1	2:25.394	40.511	1:07.699	37.184	264.4	1:30:00.511
32	1	2:33.234 B	40.662	1:06.862	45.710	257.1	1:32:36.595	32	1	2:26.977	40.222	1:08.027	38.728	265.9	1:32:27.488
95 Aston Martin Racing Aston Martin Vantage V8 1. Nicki THIM 3. Darren TURNER LMGTE Pro 2. Marco SØRENSEN								98 Aston Martin Racing Aston Martin Vantage V8 1. Paul DALLA LANA 3. Mathias LAUDA LMGTE Am 2. Pedro LAMY							
1	3	3:18.277	1:27.283	1:12.424	38.570	136.0	3:18.277	1	2	3:31.726 B	1:35.973	1:09.708	46.045	204.4	3:31.726
2	3	2:29.745	41.771	1:11.123	36.851	193.4	5:48.022	2	2	3:56.289	2:07.985	1:10.949	37.355	248.9	7:28.015
3	3	2:31.711 B	40.247	1:08.163	43.301	236.4	8:19.733	3	2	2:21.649	40.487	1:05.093	36.069	254.3	9:49.664
4	3	8:50.884	7:07.778	1:06.213	36.893	253.0	17:10.617	4	2	2:19.748	40.005	1:03.946	35.797	255.7	12:09.412
5	3	2:27.604	43.898	1:07.709	35.997	177.3	19:38.221	5	2	2:29.727 B	40.516	1:04.677	44.534	253.0	14:39.139
6	3	2:21.459	39.725	1:05.873	35.861	260.0	21:59.680	6	2	6:51.211	5:09.286	1:05.567	36.358	248.9	21:30.350
7	3	2:20.900	39.523	1:05.188	36.189	269.0	24:20.580								
8	3	2:29.947 B	40.121	1:06.830	42.996	240.0	26:50.527								
9	3	12:28.097	...	1:05.769	36.885	257.1	39:18.624								
10	3	2:21.890	40.075	1:05.543	36.272	265.9	41:40.514								
11	3	2:20.944	40.038	1:04.985	35.921	267.4	44:01.458								



FIA WEC
6 Hours of Spa-Francorchamps
Free Practice 1

Sector Analysis

■ Personal Best ■ Session Best **B** Crossing the finish line in pit lane

Lap	D	Time	Sector 1	Sector 2	Sector 3	T. Spd	Elapsed	Lap	D	Time	Sector 1	Sector 2	Sector 3	T. Spd	Elapsed
7	2	2:21.492	40.221	1:05.081	36.190	257.1	23:51.842								
8	2	2:20.894	40.167	1:04.929	35.798	257.1	26:12.736								
9	2	2:28.751 B	40.015	1:05.623	43.113	260.0	28:41.487								
10	1	9:54.107	8:06.315	1:09.961	37.831	221.8	38:35.594								
11	1	2:29.753	41.568	1:09.066	39.119	254.3	41:05.347								
12	1	2:25.478	41.012	1:07.143	37.323	255.7	43:30.825								
13	1	2:24.594	40.646	1:06.738	37.210	255.7	45:55.419								
14	1	2:23.733	40.513	1:06.224	36.996	257.1	48:19.152								
15	1	2:23.671	40.691	1:06.298	36.682	257.1	50:42.823								
16	1	2:24.654	40.950	1:07.048	36.656	257.1	53:07.477								
17	1	2:23.710	40.451	1:06.612	36.647	257.1	55:31.187								
18	1	2:24.543	40.732	1:06.948	36.863	258.6	57:55.730								
19	1	2:35.885 B	41.355	1:06.867	47.663	255.7	1:00:31.615								
20	3	4:39.641	2:52.452	1:10.017	37.172	231.7	1:05:11.256								
21	3	2:27.683	42.454	1:08.105	37.124	219.7	1:07:38.939								
22	3	2:24.839	41.094	1:06.759	36.986	255.7	1:10:03.778								
23	3	2:25.065	40.778	1:07.133	37.154	255.7	1:12:28.843								
24	3	2:33.324 B	40.742	1:08.185	44.397	250.3	1:15:02.167								
25	3	8:06.765	6:24.994	1:05.316	36.455	246.3	1:23:08.932								
26	3	2:30.862	41.310	1:06.921	42.631	251.6	1:25:39.794								
27	3	2:22.518	40.434	1:05.764	36.320	255.7	1:28:02.312								
28	3	2:21.609	40.222	1:05.080	36.307	255.7	1:30:23.921								