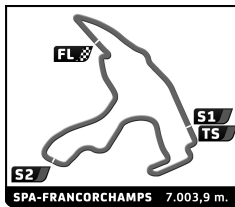


FIA WEC
6 Hours of Spa-Francorchamps
Free Practice 2
Sector Analysis

■ Personal Best ■ Session Best ■ Crossing the finish line in pit lane


| Lap | D | Time | Sector 1 | Sector 2 | Sector 3 | T. Spd | Elapsed | Lap | D | Time | Sector 1 | Sector 2 | Sector 3 | T. Spd | Elapsed |
|---|---|-------------------|----------|----------|----------|--------|-------------|-----|---|-------------------|----------|----------|----------|--------|-------------|
| 1 Porsche Team 1.Timo BERNHARD 2.Mark WEBBER 3.Brendon HARTLEY Porsche 919 Hybrid LMP1 - H | | | | | | | | 23 | 1 | 2:11.676 B | 34.097 | 58.136 | 39.443 | 296.2 | 1:14:01.261 |
| 1 | 2 | 2:19.937 | 44.796 | 1:02.353 | 32.788 | 238.8 | 2:19.937 | 24 | 2 | 9:29.461 B | 5:46.887 | 2:08.959 | 1:33.615 | 80.1 | 1:23:30.722 |
| 2 | 2 | 2:01.075 | 33.555 | 56.079 | 31.441 | 269.0 | 4:21.012 | | | | | | | | |
| 3 | 2 | 1:59.452 | 33.667 | 55.769 | 30.016 | 288.9 | 6:20.464 | | | | | | | | |
| 4 | 2 | 2:01.140 | 33.382 | 57.707 | 30.051 | 285.4 | 8:21.604 | | | | | | | | |
| 5 | 2 | 2:09.322 B | 33.719 | 56.164 | 39.439 | 283.6 | 10:30.926 | | | | | | | | |
| 6 | 2 | 14:04.372 | ... | 1:00.748 | 30.699 | 253.0 | 24:35.298 | | | | | | | | |
| 7 | 2 | 1:59.176 | 33.410 | 55.668 | 30.098 | 278.6 | 26:34.474 | | | | | | | | |
| 8 | 2 | 2:01.283 | 33.580 | 55.752 | 31.951 | 276.9 | 28:35.757 | | | | | | | | |
| 9 | 2 | 2:01.496 | 34.227 | 56.706 | 30.563 | 292.5 | 30:37.253 | | | | | | | | |
| 10 | 2 | 1:59.874 | 33.519 | 56.402 | 29.953 | 283.6 | 32:37.127 | | | | | | | | |
| 11 | 2 | 1:59.902 | 33.543 | 56.179 | 30.180 | 283.6 | 34:37.029 | | | | | | | | |
| 12 | 2 | 2:02.041 | 33.142 | 57.869 | 31.030 | 276.9 | 36:39.070 | | | | | | | | |
| 13 | 2 | 1:59.253 | 33.468 | 55.905 | 29.880 | 281.9 | 38:38.323 | | | | | | | | |
| 14 | 2 | 2:00.654 | 34.602 | 56.032 | 30.020 | 285.4 | 40:38.977 | | | | | | | | |
| 15 | 2 | 2:00.756 | 33.611 | 56.837 | 30.308 | 278.6 | 42:39.733 | | | | | | | | |
| 16 | 2 | 2:00.296 | 33.449 | 56.513 | 30.334 | 280.2 | 44:40.029 | | | | | | | | |
| 17 | 2 | 2:01.066 | 33.746 | 56.882 | 30.438 | 278.6 | 46:41.095 | | | | | | | | |
| 18 | 2 | 2:00.821 | 33.518 | 56.496 | 30.807 | 285.4 | 48:41.916 | | | | | | | | |
| 19 | 2 | 2:02.316 | 33.553 | 58.436 | 30.327 | 292.5 | 50:44.232 | | | | | | | | |
| 20 | 2 | 2:03.009 | 35.695 | 56.676 | 30.638 | 288.9 | 52:47.241 | | | | | | | | |
| 21 | 2 | 2:07.891 B | 33.541 | 57.224 | 37.126 | 301.9 | 54:55.132 | | | | | | | | |
| 22 | 1 | 9:30.219 | 8:01.804 | 57.694 | 30.721 | 287.1 | 1:04:25.351 | | | | | | | | |
| 23 | 1 | 2:01.266 | 34.179 | 57.102 | 29.985 | 276.9 | 1:06:26.617 | | | | | | | | |
| 24 | 1 | 2:00.954 | 33.642 | 57.077 | 30.235 | 283.6 | 1:08:27.571 | | | | | | | | |
| 25 | 1 | 2:00.127 | 33.455 | 56.726 | 29.946 | 278.6 | 1:10:27.698 | | | | | | | | |
| 26 | 1 | 1:59.830 | 33.352 | 56.428 | 30.050 | 288.9 | 1:12:27.528 | | | | | | | | |
| 27 | 1 | 2:05.832 | 33.063 | 58.983 | 33.786 | 288.9 | 1:14:33.360 | | | | | | | | |
| 28 | 1 | 2:00.894 | 33.285 | 57.239 | 30.370 | 298.1 | 1:16:34.254 | | | | | | | | |
| 29 | 1 | 2:11.790 B | 34.295 | 57.377 | 40.118 | 300.0 | 1:18:46.044 | | | | | | | | |
| 2 Porsche Team 1.Romain DUMAS 2.Neel JANI 3.Marc LIEB Porsche 919 Hybrid LMP1 - H | | | | | | | | | | | | | | | |
| 1 | 3 | 5:00.865 | 3:30.784 | 59.017 | 31.064 | 300.0 | 5:00.865 | | | | | | | | |
| 2 | 3 | 2:01.601 | 33.512 | 57.857 | 30.232 | 290.7 | 7:02.466 | | | | | | | | |
| 3 | 3 | 1:59.601 | 33.435 | 56.279 | 29.887 | 285.4 | 9:02.067 | | | | | | | | |
| 4 | 3 | 2:00.507 | 33.548 | 56.212 | 30.747 | 288.9 | 11:02.574 | | | | | | | | |
| 5 | 3 | 2:00.243 | 33.549 | 56.402 | 30.292 | 285.4 | 13:02.817 | | | | | | | | |
| 6 | 3 | 2:08.651 B | 33.599 | 56.722 | 38.330 | 283.6 | 15:11.468 | | | | | | | | |
| 7 | 1 | 7:50.126 | 6:20.777 | 58.128 | 31.221 | 290.7 | 23:01.594 | | | | | | | | |
| 8 | 1 | 2:01.821 | 33.513 | 57.483 | 30.825 | 281.9 | 25:03.415 | | | | | | | | |
| 9 | 1 | 2:02.989 | 33.302 | 58.311 | 31.376 | 288.9 | 27:06.404 | | | | | | | | |
| 10 | 1 | 2:00.355 | 33.578 | 56.754 | 30.023 | 285.4 | 29:06.759 | | | | | | | | |
| 11 | 1 | 2:11.466 B | 33.588 | 57.823 | 40.055 | 294.3 | 31:18.225 | | | | | | | | |
| 12 | 1 | 20:14.993 | ... | 57.444 | 33.988 | 281.9 | 51:33.218 | | | | | | | | |
| 13 | 1 | 2:00.043 | 33.538 | 56.434 | 30.071 | 283.6 | 53:33.261 | | | | | | | | |
| 14 | 1 | 1:59.899 | 33.323 | 56.466 | 30.110 | 290.7 | 55:33.160 | | | | | | | | |
| 15 | 1 | 2:01.779 | 33.282 | 57.746 | 30.751 | 287.1 | 57:34.939 | | | | | | | | |
| 16 | 1 | 2:00.526 | 33.473 | 56.501 | 30.552 | 288.9 | 59:35.465 | | | | | | | | |
| 17 | 1 | 2:01.672 | 33.146 | 57.628 | 30.898 | 296.2 | 1:01:37.137 | | | | | | | | |
| 18 | 1 | 2:00.683 | 33.591 | 56.968 | 30.124 | 298.1 | 1:03:37.820 | | | | | | | | |
| 19 | 1 | 2:03.379 | 33.634 | 59.197 | 30.548 | 292.5 | 1:05:41.199 | | | | | | | | |
| 20 | 1 | 2:00.988 | 33.608 | 57.054 | 30.326 | 288.9 | 1:07:42.187 | | | | | | | | |
| 21 | 1 | 2:04.179 | 33.416 | 59.805 | 30.958 | 303.9 | 1:09:46.366 | | | | | | | | |
| 22 | 1 | 2:03.219 | 33.535 | 58.537 | 31.147 | 292.5 | 1:11:49.585 | | | | | | | | |
| 4 Bykolles Racing Team 1.Simon TRUMMER 2.Oliver WEBB 3.James ROSSITER CLM P1/01 - AER LMP1 | | | | | | | | | | | | | | | |
| 1 | 1 | 2:49.462 B | 59.282 | 1:05.247 | 44.933 | 235.2 | 2:49.462 | | | | | | | | |
| 2 | 1 | 5:40.382 | 4:02.562 | 1:03.903 | 33.917 | 241.2 | 8:29.844 | | | | | | | | |
| 3 | 1 | 2:07.743 | 36.557 | 58.890 | 32.296 | 281.9 | 10:37.587 | | | | | | | | |
| 4 | 1 | 2:14.644 | 35.637 | 1:03.734 | 35.273 | 300.0 | 12:52.231 | | | | | | | | |
| 5 | 1 | 2:09.799 | 35.663 | 1:00.540 | 33.596 | 298.1 | 15:02.030 | | | | | | | | |
| 6 | 1 | 2:06.270 | 35.760 | 57.925 | 32.585 | 296.2 | 17:08.300 | | | | | | | | |
| 7 | 1 | 2:16.319 B | 35.527 | 59.326 | 41.466 | 273.7 | 19:24.619 | | | | | | | | |
| 8 | 2 | 12:57.360 | ... | 1:05.308 | 34.967 | 241.2 | 32:21.979 | | | | | | | | |
| 9 | 2 | 2:11.670 | 36.781 | 1:01.422 | 33.467 | 276.9 | 34:33.649 | | | | | | | | |
| 10 | 2 | 2:10.232 | 36.147 | 1:00.562 | 33.523 | 296.2 | 36:43.881 | | | | | | | | |
| 11 | 2 | 2:09.450 | 36.285 | 1:00.504 | 32.661 | 292.5 | 38:53.331 | | | | | | | | |
| 12 | 2 | 2:07.563 | 35.306 | 58.598 | 33.659 | 300.0 | 41:00.894 | | | | | | | | |
| 13 | 2 | 2:07.057 | 35.673 | 58.585 | 32.799 | 288.9 | 43:07.951 | | | | | | | | |
| 14 | 2 | 2:05.731 | 35.204 | 58.102 | 32.425 | 301.9 | 45:13.682 | | | | | | | | |
| 15 | 2 | 2:35.912 B | 39.632 | 1:08.243 | 48.037 | 222.9 | 47:49.594 | | | | | | | | |
| 16 | 3 | 11:46.096 | ... | 1:03.390 | 33.795 | 253.0 | 59:35.690 | | | | | | | | |
| 17 | 3 | 2:10.713 | 37.079 | 1:00.752 | 32.882 | 294.3 | 1:01:46.403 | | | | | | | | |
| 18 | 3 | 2:08.097 | 36.216 | 59.636 | 32.245 | 292.5 | 1:03:54.500 | | | | | | | | |
| 19 | 3 | 2:07.207 | 35.778 | 59.274 | 32.155 | 294.3 | 1:06:01.707 | | | | | | | | |
| 20 | 3 | 2:06.399 | 35.623 | 58.590 | 32.186 | 296.2 | 1:08:08.106 | | | | | | | | |
| 21 | 3 | 2:06.045 | 35.271 | 58.771 | 32.003 | 301.9 | 1:10:14.151 | | | | | | | | |
| 22 | 3 | 2:19.647 B | 35.695 | 59.967 | 43.985 | 300.0 | 1:12:33.798 | | | | | | | | |
| 5 Toyota Gazoo Racing 1.Anthony DAVIDSON 2.Sebastien BUEMI 3.Kazuki NAKAJIMA Toyota TS050 - Hybrid LMP1 - H | | | | | | | | | | | | | | | |
| 1 | 3 | 2:17.138 | 43.013 | 1:00.214 | 33.911 | 287.1 | 2:17.138 | | | | | | | | |
| 2 | 3 | 1:58.711 | 33.426 | 54.914 | 30.371 | 276.9 | 4:15.849 | | | | | | | | |
| 3 | 3 | 2:00.035 | 33.686 | 55.830 | 30.519 | 280.2 | 6:15.884 | | | | | | | | |
| 4 | 3 | 2:01.951 | 34.417 | 56.589 | 30.945 | 267.4 | 8:17.835 | | | | | | | | |
| 5 | 3 | 2:10.997 B | 33.701 | 56.201 | 41.095 | 292.5 | 10:28.832 | | | | | | | | |
| 6 | 3 | 2:42.887 | 1:14.814 | 56.051 | 32.022 | 296.2 | 13:11.719 | | | | | | | | |
| 7 | 3 | 1:58.923 | 33.103 | 55.533 | 30.287 | 281.9 | 15:10.642 | | | | | | | | |
| 8 | 3 | 1:59.996 | 33.793 | 55.851 | 30.352 | 267.4 | 17:10.638 | | | | | | | | |
| 9 | 3 | 2:00.830 | 33.539 | 56.670 | 30.621 | 269.0 | 19:11.468 | | | | | | | | |
| 10 | 3 | 2:04.936 | 34.473 | 57.411 | 33.052 | 280.2 | 21:16.404 | | | | | | | | |
| 11 | 3 | 2:11.471 B | 35.146 | 57.319 | 39.006 | 298.1 | 23:27.875 | | | | | | | | |
| 12 | 1 | 9:22.850 | 7:52.755 | 58.299 | 31.796 | 294.3 | 32:50.725 | | | | | | | | |
| 13 | 1 | 2:00.286 | 33.384 | 56.026 | 30.876 | 285.4 | 34:51.011 | | | | | | | | |
| 14 | 1 | 2:02.618 | 33.817 | 57.176 | 31.625 | 265.9 | 36:53.629 | | | | | | | | |
| 15 | 1 | 2:06.781 | 36.359 | 58.620 | 31.802 | 234.0 | 39:00.410 | | | | | | | | |
| 16 | 1 | 2:01.845 | 33.338 | 56.096 | 32.411 | 283.6 | 41:02.255 | | | | | | | | |
| 17 | 1 | 2:01.337 | 34.106 | 56.718 | 30.513 | 292.5 | 43:03.592 | | | | | | | | |
| 18 | 1 | 2:13.665 B | 33.428 | 59.884 | 40.353 | 246.3 | 45:17.257 | | | | | | | | |
| 19 | 1 | 12:19.350 | ... | 58.308 | 31.694 | 265.9 | 57:36.607 | | | | | | | | |
| 20 | 1 | 1:59.636 | 33.114 | 55.874 | 30.648 | 285.4 | 59:36.243 | | | | | | | | |
| 21 | 1 | 2:03.607 | 35.151 | 57.414 | 31.042 | 287.1 | 1:01:39.850 | | | | | | | | |
| 22 | 1 | 2:00.760 | 33.628 | 56.470 | 30.662 | 273.7 | 1:03:40.610 | | | | | | | | |
| 23 | 1 | 2:11.919 B | 33.237 | 57.348 | 41.334 | 265.9 | 1:05:52.529 | | | | | | | | |
| 24 | 2 | 9:07.978 | 7:37.146 | 59.647 | 31.185 | 269.0 | 1:15:00.507 | | | | | | | | |
| 25 | 2 | 2:02.199 | 33.441 | 58.064 | 30.694 | 280.2 | 1:17:02.706 | | | | | | | | |
| 26 | 2 | 2:56.627 | 33.839 | 58.999 | 1:23.789 | 273.7 | 1:19:59.333 | | | | | | | | |
| 27 | 2 | 5:22.150 B | 1:39.680 | 2:07.174 | 1:35.296 | 81.2 | 1:25:21.483 | | | | | | | | |



FIA WEC
6 Hours of Spa-Francorchamps
Free Practice 2
Sector Analysis

■ Personal Best ■ Session Best B Crossing the finish line in pit lane


| Lap | D | Time | Sector 1 | Sector 2 | Sector 3 | T. Spd | Elapsed | Lap | D | Time | Sector 1 | Sector 2 | Sector 3 | T. Spd | Elapsed |
|---|---|------------|----------|----------|----------|--------|-------------|-----|---|------------|----------|----------|----------|--------|-------------|
| 6 Toyota Gazoo Racing Toyota TS050 - Hybrid | | | | | | | | | | | | | | | |
| 1. Stéphane SARRAZIN 3. Kamui KOBAYASHI LMP1 - H | | | | | | | | | | | | | | | |
| 2. Mike CONWAY | | | | | | | | | | | | | | | |
| 1 | 1 | 2:11.696 | 36.645 | 1:01.870 | 33.181 | 236.4 | 2:11.696 | 6 | 3 | 2:12.328 | 35.781 | 1:00.315 | 36.232 | 298.1 | 27:02.669 |
| 2 | 1 | 1:59.936 | 33.523 | 55.961 | 30.452 | 281.9 | 4:11.632 | 7 | 3 | 2:19.095 B | 36.793 | 1:02.004 | 40.298 | 298.1 | 29:21.764 |
| 3 | 1 | 2:13.670 | 37.881 | 1:02.940 | 32.849 | 197.5 | 6:25.302 | 8 | 2 | 23:00.990 | ... | 1:02.842 | 33.579 | 241.2 | 52:22.754 |
| 4 | 1 | 2:01.229 | 33.151 | 57.075 | 31.003 | 290.7 | 8:26.531 | 9 | 2 | 2:11.718 | 36.460 | 1:00.566 | 34.692 | 290.7 | 54:34.472 |
| 5 | 1 | 2:07.275 B | 33.719 | 55.697 | 37.859 | 280.2 | 10:33.806 | 10 | 2 | 2:08.002 | 35.741 | 1:00.203 | 32.058 | 281.9 | 56:42.474 |
| 6 | 1 | 2:57.652 | 1:22.937 | 58.732 | 35.983 | 270.5 | 13:31.458 | 11 | 2 | 2:07.353 | 35.508 | 1:00.108 | 31.737 | 258.6 | 58:49.827 |
| 7 | 1 | 1:59.096 | 33.632 | 55.017 | 30.447 | 283.6 | 15:30.554 | 12 | 2 | 2:05.991 | 35.364 | 58.717 | 31.910 | 298.1 | 1:00:55.818 |
| 8 | 1 | 2:09.715 | 37.510 | 59.672 | 32.533 | 225.0 | 17:40.269 | 13 | 2 | 2:05.617 | 35.117 | 58.764 | 31.736 | 292.5 | 1:03:01.435 |
| 9 | 1 | 1:58.556 | 33.322 | 54.844 | 30.390 | 288.9 | 19:38.825 | 14 | 2 | 2:06.795 | 35.269 | 58.952 | 32.574 | 309.9 | 1:05:08.230 |
| 10 | 1 | 2:09.874 B | 34.420 | 57.177 | 38.277 | 262.9 | 21:48.699 | 15 | 2 | 2:07.565 | 35.765 | 58.734 | 33.066 | 296.2 | 1:07:15.795 |
| 11 | 2 | 7:24.208 | 5:56.535 | 56.765 | 30.908 | 283.6 | 29:12.907 | 16 | 2 | 2:07.306 | 35.179 | 58.610 | 33.517 | 305.9 | 1:09:23.101 |
| 12 | 2 | 2:01.995 | 34.294 | 56.823 | 30.878 | 269.0 | 31:14.902 | 17 | 2 | 2:23.774 B | 39.435 | 1:01.905 | 42.434 | 202.6 | 1:11:46.875 |
| 13 | 2 | 2:02.563 | 35.617 | 56.512 | 30.434 | 276.9 | 33:17.465 | 18 | 1 | 4:06.161 | 2:30.358 | 1:02.198 | 33.605 | 261.5 | 1:15:53.036 |
| 14 | 2 | 2:00.785 | 33.866 | 56.285 | 30.634 | 275.3 | 35:18.250 | 19 | 1 | 2:11.153 | 35.978 | 1:01.569 | 33.606 | 241.2 | 1:18:04.189 |
| 15 | 2 | 2:00.389 | 34.024 | 55.948 | 30.417 | 272.1 | 37:18.639 | 20 | 1 | 4:23.375 | 50.965 | 2:05.743 | 1:26.667 | 82.2 | 1:22:27.564 |
| 16 | 2 | 2:02.288 | 33.776 | 56.469 | 32.043 | 269.0 | 39:20.927 | 21 | 1 | 5:33.597 B | 1:46.261 | 2:13.169 | 1:34.167 | 78.8 | 1:28:01.161 |
| 17 | 2 | 2:09.678 B | 33.647 | 57.203 | 38.828 | 290.7 | 41:30.605 | | | | | | | | |
| 18 | 2 | 5:11.830 | 3:44.760 | 56.581 | 30.489 | 292.5 | 46:42.435 | | | | | | | | |
| 19 | 2 | 2:11.332 B | 33.773 | 56.266 | 41.293 | 276.9 | 48:53.767 | | | | | | | | |
| 7 Audi Sport Team Joest Audi R18 | | | | | | | | | | | | | | | |
| 1. Marcel FÄSSLER 3. Benoît TRÉLUYER LMP1 - H | | | | | | | | | | | | | | | |
| 2. André LOTTERER | | | | | | | | | | | | | | | |
| 1 | 3 | 2:55.247 | 1:19.961 | 1:01.431 | 33.855 | 272.1 | 2:55.247 | | | | | | | | |
| 2 | 3 | 2:05.399 | 34.091 | 1:00.251 | 31.057 | 280.2 | 5:00.646 | | | | | | | | |
| 3 | 3 | 2:08.162 | 33.700 | 1:02.819 | 31.643 | 288.9 | 7:08.808 | | | | | | | | |
| 4 | 3 | 2:04.125 | 33.836 | 59.121 | 31.168 | 301.9 | 9:12.933 | | | | | | | | |
| 5 | 3 | 2:09.985 B | 33.972 | 58.916 | 37.097 | 273.7 | 11:22.918 | | | | | | | | |
| 6 | 3 | 7:02.757 | 5:33.098 | 58.080 | 31.579 | 298.1 | 18:25.675 | | | | | | | | |
| 7 | 3 | 2:00.704 | 33.253 | 56.590 | 30.861 | 303.9 | 20:26.379 | | | | | | | | |
| 8 | 3 | 2:00.961 | 33.413 | 56.780 | 30.768 | 296.2 | 22:27.340 | | | | | | | | |
| 9 | 3 | 2:00.348 | 33.791 | 56.315 | 30.242 | 292.5 | 24:27.688 | | | | | | | | |
| 10 | 3 | 2:00.355 | 33.358 | 56.494 | 30.503 | 296.2 | 26:28.043 | | | | | | | | |
| 11 | 3 | 2:00.988 | 33.151 | 57.316 | 30.521 | 301.9 | 28:29.031 | | | | | | | | |
| 12 | 3 | 2:00.299 | 33.270 | 56.784 | 30.245 | 298.1 | 30:29.330 | | | | | | | | |
| 13 | 3 | 2:01.545 | 33.753 | 57.170 | 30.622 | 296.2 | 32:30.875 | | | | | | | | |
| 14 | 3 | 2:00.634 | 33.357 | 57.081 | 30.196 | 300.0 | 34:31.509 | | | | | | | | |
| 15 | 3 | 2:01.948 | 33.402 | 58.366 | 30.180 | 300.0 | 36:33.457 | | | | | | | | |
| 16 | 3 | 2:00.877 | 33.361 | 57.445 | 30.071 | 298.1 | 38:34.334 | | | | | | | | |
| 17 | 3 | 2:01.824 | 33.359 | 57.287 | 31.178 | 303.9 | 40:36.158 | | | | | | | | |
| 18 | 3 | 2:00.922 | 33.397 | 57.345 | 30.180 | 303.9 | 42:37.080 | | | | | | | | |
| 19 | 3 | 2:02.585 | 34.200 | 57.828 | 30.557 | 300.0 | 44:39.665 | | | | | | | | |
| 20 | 3 | 2:08.739 B | 33.293 | 57.128 | 38.318 | 301.9 | 46:48.404 | | | | | | | | |
| 21 | 3 | 2:51.805 | 1:22.218 | 59.054 | 30.533 | 307.9 | 49:40.209 | | | | | | | | |
| 22 | 3 | 2:00.626 | 33.522 | 56.936 | 30.168 | 300.0 | 51:40.835 | | | | | | | | |
| 23 | 3 | 2:39.069 B | 33.727 | 1:09.236 | 56.106 | 296.2 | 54:19.904 | | | | | | | | |
| 12 Rebellion Racing Rebellion R-One - AER | | | | | | | | | | | | | | | |
| 1. Nicolas PROST 3. Nick HEIDFELD LMP1 | | | | | | | | | | | | | | | |
| 2. Nelson PIQUET JR | | | | | | | | | | | | | | | |
| 1 | 3 | 3:51.205 | 2:17.934 | 59.951 | 33.320 | 250.3 | 3:51.205 | | | | | | | | |
| 2 | 3 | 2:05.450 | 35.494 | 58.015 | 31.941 | 305.9 | 5:56.655 | | | | | | | | |
| 3 | 3 | 2:04.850 | 35.112 | 57.982 | 31.756 | 307.9 | 8:01.505 | | | | | | | | |
| 4 | 3 | 2:21.272 B | 36.582 | 1:02.626 | 42.064 | 292.5 | 10:22.777 | | | | | | | | |
| 5 | 3 | 14:27.564 | ... | 1:01.153 | 33.057 | 261.5 | 24:50.341 | | | | | | | | |
| 13 Rebellion Racing Rebellion R-One - AER | | | | | | | | | | | | | | | |
| 1. Mathéo TUSCHER 3. Alexandre IMPERATORI LMP1 | | | | | | | | | | | | | | | |
| 2. Dominik KRAHAMER | | | | | | | | | | | | | | | |
| 1 | 1 | 2:45.222 | 1:06.399 | 1:04.406 | 34.417 | 230.5 | 2:45.222 | | | | | | | | |
| 2 | 1 | 2:17.879 B | 36.420 | 1:00.819 | 40.640 | 270.5 | 5:03.101 | | | | | | | | |
| 3 | 1 | 7:14.409 | 5:37.431 | 1:02.830 | 34.148 | 267.4 | 12:17.510 | | | | | | | | |
| 4 | 1 | 2:10.864 | 35.819 | 1:01.640 | 33.405 | 301.9 | 14:28.374 | | | | | | | | |
| 5 | 1 | 2:09.416 | 36.047 | 1:00.992 | 32.377 | 285.4 | 16:37.790 | | | | | | | | |
| 6 | 1 | 2:08.615 | 35.078 | 1:00.210 | 33.327 | 303.9 | 18:46.405 | | | | | | | | |
| 7 | 1 | 2:07.767 | 35.669 | 59.946 | 32.152 | 305.9 | 20:54.172 | | | | | | | | |
| 8 | 1 | 2:09.011 | 36.409 | 59.533 | 33.069 | 288.9 | 23:03.183 | | | | | | | | |
| 9 | 1 | 2:06.023 | 35.170 | 58.756 | 32.097 | 307.9 | 25:09.206 | | | | | | | | |
| 10 | 1 | 2:08.751 | 36.471 | 59.358 | 32.922 | 303.9 | 27:17.957 | | | | | | | | |
| 11 | 1 | 2:07.495 | 35.398 | 59.586 | 32.511 | 309.9 | 29:25.452 | | | | | | | | |
| 12 | 1 | 2:05.966 | 35.389 | 58.714 | 31.863 | 307.9 | 31:31.418 | | | | | | | | |
| 13 | 1 | 2:06.646 | 35.031 | 58.796 | 32.819 | 298.1 | 33:38.064 | | | | | | | | |
| 14 | 1 | 2:09.627 | 36.890 | 1:00.575 | 32.162 | 255.7 | 35:47.691 | | | | | | | | |
| 15 | 1 | 2:06.346 | 35.138 | 59.192 | 32.016 | 296.2 | 37:54.037 | | | | | | | | |
| 16 | 1 | 2:11.348 | 35.237 | 1:02.490 | 33.621 | 296.2 | 40:05.385 | | | | | | | | |
| 17 | 1 | 2:08.380 | 35.933 | 1:00.059 | 32.388 | 283.6 | 42:13.765 | | | | | | | | |
| 18 | 1 | 2:08.868 | 35.415 | 1:01.155 | 32.298 | 260.0 | 44:22.633 | | | | | | | | |
| 19 | 1 | 2:07.226 | 35.365 | 59.689 | 32.172 | 285.4 | 46:29.859 | | | | | | | | |
| 20 | 1 | 2:07.910 | 35.116 | 1:00.299 | 32.495 | 287.1 | 48:37.769 | | | | | | | | |
| 21 | 1 | 2:08.719 | 35.924 | 59.885 | 32.910 | 290.7 | 50:46.488 | | | | | | | | |
| 22 | 1 | 2:09.201 | 35.407 | 1:01.141 | 32.653 | 275.3 | 52:55.689 | | | | | | | | |
| 23 | 1 | 2:15.869 B | 35.488 | 1:00.456 | 39.925 | 294.3 | 55:11.558 | | | | | | | | |
| 24 | 1 | 8:08.694 | 6:34.682 | 1:01.020 | 32.992 | 251.6 | 1:03:20.252 | | | | | | | | |
| 25 | 1 | 2:07.534 | 35.473 | 59.927 | 32.134 | 300.0 | 1:05:27.786 | | | | | | | | |
| 26 | 1 | 2:07.195 | 35.328 | 59.687 | 32.180 | 309.9 | 1:07:34.981 | | | | | | | | |
| 27 | 1 | 2:20.201 B | 37.771 | 1:02.376 | 40.054 | 248.9 | 1:09:55.182 | | | | | | | | |
| 28 | 3 | 4:39.333 | 3:00.074 | 1:04.209 | 35.050 | 251.6 | 1:14:34.515 | | | | | | | | |
| 29 | 3 | 2:10.524 | 36.141 | 1:00.428 | 33.955 | 309.9 | 1:16:45.039 | | | | | | | | |
| 30 | 3 | 2:46.160 B | 35.323 | 59.355 | 1:11.482 | 312.0 | 1:19:31.199 | | | | | | | | |
| 26 G-Drive Racing Oreca 05 - Nissan | | | | | | | | | | | | | | | |
| 1. Roman RUSINOV 3. René RAST LMP2 | | | | | | | | | | | | | | | |
| 2. Nathanaël BERTHON | | | | | | | | | | | | | | | |
| 1 | 1 | 3:31.820 | 1:56.719 | 1:00.721 | 34.380 | 258.6 | 3:31.820 | | | | | | | | |
| 2 | 1 | 2:12.709 | 38.070 | 1:00.127 | 34.512 | 265.9 | 5:44.529 | | | | | | | | |
| 3 | 1 | 2:12.458 | 38.058 | 1:00.160 | 34.240 | 264.4 | 7:56.987 | | | | | | | | |
| 4 | 1 | 2:14.607 | 38.367 | 1:01.012 | 35.228 | 270.5 | 10:11.594 | | | | | | | | |
| 5 | 1 | 2:12.640 | 37.933 | 1:00.466 | 34.241 | 272.1 | 12:24.234 | | | | | | | | |



FIA WEC
6 Hours of Spa-Francorchamps
Free Practice 2
Sector Analysis

■ Personal Best ■ Session Best B Crossing the finish line in pit lane


| Lap | D | Time | Sector 1 | Sector 2 | Sector 3 | T. Spd | Elapsed | Lap | D | Time | Sector 1 | Sector 2 | Sector 3 | T. Spd | Elapsed | | | | | | | |
|--|---|-----------------|---------------|---------------|---------------|--------|-------------|---|---|-----------------|---------------|---------------|---------------|--------|-------------|---|----------|--------|----------|--------|-------|-------------|
| 6 | 1 | 2:13.363 | 37.921 | 1:00.829 | 34.613 | 272.1 | 14:37.597 | 6 | 3 | 2:21.464 B | 38.269 | 1:01.867 | 41.328 | 267.4 | 15:07.650 | | | | | | | |
| 7 | 1 | 2:17.121 | 41.041 | 1:01.933 | 34.147 | 260.0 | 16:54.718 | 7 | 2 | 5:19.327 | 3:33.352 | 1:09.377 | 36.598 | 243.8 | 20:26.977 | | | | | | | |
| 8 | 1 | 2:12.221 | 37.920 | 1:00.113 | 34.188 | 270.5 | 19:06.939 | 8 | 2 | 2:20.517 | 39.680 | 1:05.229 | 35.608 | 260.0 | 22:47.494 | | | | | | | |
| 9 | 1 | 2:14.378 | 37.981 | 1:01.606 | 34.791 | 272.1 | 21:21.317 | 9 | 2 | 2:19.781 | 39.665 | 1:04.927 | 35.189 | 258.6 | 25:07.275 | | | | | | | |
| 10 | 1 | 2:24.473 B | 38.096 | 1:03.281 | 43.096 | 257.1 | 23:45.790 | 10 | 2 | 2:20.057 | 39.252 | 1:05.403 | 35.402 | 262.9 | 27:27.332 | | | | | | | |
| 11 | 1 | 3:48.806 | 2:12.072 | 1:02.536 | 34.198 | 241.2 | 27:34.596 | 11 | 2 | 2:19.619 | 39.246 | 1:05.213 | 35.160 | 262.9 | 29:46.951 | | | | | | | |
| 12 | 1 | 2:10.670 | 37.509 | 59.104 | 34.057 | 270.5 | 29:45.266 | 12 | 2 | 2:18.176 | 38.785 | 1:04.369 | 35.022 | 265.9 | 32:05.127 | | | | | | | |
| 13 | 1 | 2:08.802 | 37.459 | 57.745 | 33.598 | 272.1 | 31:54.068 | 13 | 2 | 2:18.675 | 38.754 | 1:04.827 | 35.094 | 267.4 | 34:23.802 | | | | | | | |
| 14 | 1 | 2:09.810 | 37.449 | 58.612 | 33.749 | 273.7 | 34:03.878 | 14 | 2 | 2:19.550 | 38.696 | 1:05.175 | 35.679 | 265.9 | 36:43.352 | | | | | | | |
| 15 | 1 | 2:16.204 B | 37.558 | 57.871 | 40.775 | 270.5 | 36:20.082 | 15 | 2 | 2:24.138 | 39.976 | 1:08.711 | 35.451 | 264.4 | 39:07.490 | | | | | | | |
| 16 | 2 | 5:06.932 | 3:27.591 | 1:03.834 | 35.507 | 265.9 | 41:27.014 | 16 | 2 | 2:25.132 | 41.349 | 1:06.921 | 36.862 | 257.1 | 41:32.622 | | | | | | | |
| 17 | 2 | 2:10.268 | 38.031 | 58.727 | 33.510 | 269.0 | 43:37.282 | 17 | 2 | 2:35.072 B | 39.606 | 1:06.936 | 48.530 | 258.6 | 44:07.694 | | | | | | | |
| 18 | 2 | 2:09.198 | 37.682 | 58.184 | 33.332 | 270.5 | 45:46.480 | 18 | 1 | 5:03.823 | 3:26.354 | 1:02.647 | 34.822 | 262.9 | 49:11.517 | | | | | | | |
| 19 | 2 | 2:09.287 | 37.690 | 57.981 | 33.616 | 270.5 | 47:55.767 | 19 | 1 | 2:13.410 | 38.249 | 1:00.915 | 34.246 | 265.9 | 51:24.927 | | | | | | | |
| 20 | 2 | 2:09.099 | 37.575 | 58.116 | 33.408 | 272.1 | 50:04.866 | 20 | 1 | 2:14.725 | 38.229 | 1:02.031 | 34.465 | 265.9 | 53:39.652 | | | | | | | |
| 21 | 2 | 2:27.542 B | 37.638 | 59.622 | 50.282 | 270.5 | 52:32.408 | 21 | 1 | 2:23.814 B | 37.913 | 1:01.946 | 43.955 | 269.0 | 56:03.466 | | | | | | | |
| 22 | 2 | 4:42.661 | 3:07.252 | 1:01.075 | 34.334 | 264.4 | 57:15.069 | 22 | 1 | 5:20.084 | 3:45.609 | 1:00.175 | 34.300 | 265.9 | 1:01:23.550 | | | | | | | |
| 23 | 2 | 2:12.908 | 38.559 | 1:00.253 | 34.096 | 267.4 | 59:27.977 | 23 | 1 | 2:11.529 | 38.028 | 59.391 | 34.110 | 267.4 | 1:03:35.079 | | | | | | | |
| 24 | 2 | 2:12.794 | 38.229 | 59.547 | 35.018 | 269.0 | 1:01:40.771 | 24 | 1 | 2:12.606 | 37.985 | 1:00.409 | 34.212 | 267.4 | 1:05:47.685 | | | | | | | |
| 25 | 2 | 3:05.286 B | 40.857 | 1:26.273 | 58.156 | 183.5 | 1:04:46.057 | 25 | 1 | 2:19.401 B | 38.022 | 59.822 | 41.557 | 267.4 | 1:08:07.086 | | | | | | | |
| 26 | 3 | 16:39.203 B | ... | 1:08.087 | 4:19.083 | 264.4 | 1:21:25.260 | 26 | 3 | 4:50.688 | 3:15.394 | 1:00.530 | 34.764 | 258.6 | 1:12:57.774 | | | | | | | |
| 27 SMP Racing 1. Nicolas MINASSIAN 3. Devi MARKOZOV BR01 - Nissan 2. Maurizio MEDIANI LMP2 | | | | | | | | 31 Extreme Speed Motorsports 1. Ryan DALZIEL 3. Christopher CUMMING LIGIER JS P2 - Nissan 2. Luis Felipe DERANI LMP2 | | | | | | | | | | | | | | |
| 1 | 2 | 2:59.313 | 1:15.359 | 1:05.633 | 38.321 | 226.1 | 2:59.313 | 1 | 1 | 3:13.742 | 1:34.697 | 1:02.613 | 36.432 | 251.6 | 3:13.742 | | | | | | | |
| 2 | 2 | 2:17.215 | 39.415 | 1:03.043 | 34.757 | 265.9 | 5:16.528 | 2 | 1 | 2:15.230 | 38.678 | 1:01.592 | 34.960 | 264.4 | 5:28.972 | | | | | | | |
| 3 | 2 | 2:17.066 | 38.792 | 1:03.324 | 34.950 | 270.5 | 7:33.594 | 3 | 1 | 2:22.930 B | 38.434 | 1:03.240 | 41.256 | 265.9 | 7:51.902 | | | | | | | |
| 4 | 2 | 2:18.423 | 39.260 | 1:03.894 | 35.269 | 265.9 | 9:52.017 | 4 | 1 | 3:30.626 | 1:55.384 | 1:01.205 | 34.037 | 247.6 | 11:22.528 | | | | | | | |
| 5 | 2 | 2:15.631 | 38.676 | 1:02.496 | 34.459 | 267.4 | 12:07.648 | 5 | 1 | 2:10.679 | 38.188 | 58.338 | 34.153 | 264.4 | 13:33.207 | | | | | | | |
| 6 | 2 | 2:27.125 B | 39.022 | 1:03.962 | 44.141 | 267.4 | 14:34.773 | 6 | 1 | 2:10.668 | 38.222 | 58.378 | 34.068 | 264.4 | 15:43.875 | | | | | | | |
| 7 | 2 | 9:54.213 | 8:13.012 | 1:05.581 | 35.620 | 228.3 | 24:28.986 | 7 | 1 | 2:11.798 | 38.275 | 59.107 | 34.416 | 265.9 | 17:55.673 | | | | | | | |
| 8 | 2 | 2:11.566 | 37.751 | 59.951 | 33.864 | 269.0 | 26:40.552 | 8 | 1 | 2:19.499 B | 38.394 | 58.779 | 42.326 | 267.4 | 20:15.172 | | | | | | | |
| 9 | 2 | 2:10.989 | 37.844 | 59.485 | 33.660 | 270.5 | 28:51.541 | 9 | 3 | 4:23.730 | 2:48.056 | 1:00.882 | 34.792 | 260.0 | 24:38.902 | | | | | | | |
| 10 | 2 | 2:22.776 B | 37.945 | 1:01.486 | 43.345 | 270.5 | 31:14.317 | 10 | 3 | 2:13.760 | 38.293 | 1:00.873 | 34.594 | 265.9 | 26:52.662 | | | | | | | |
| 11 | 1 | 3:59.178 | 2:24.158 | 1:00.953 | 34.067 | 265.9 | 35:13.495 | 11 | 3 | 2:13.764 | 38.473 | 1:00.723 | 34.568 | 265.9 | 29:06.426 | | | | | | | |
| 12 | 1 | 2:17.359 | 39.201 | 1:04.161 | 33.997 | 243.8 | 37:30.854 | 12 | 3 | 2:14.141 | 38.524 | 1:01.085 | 34.532 | 265.9 | 31:20.567 | | | | | | | |
| 13 | 1 | 2:11.169 | 37.911 | 59.600 | 33.658 | 270.5 | 39:42.023 | 13 | 3 | 2:22.770 B | 38.367 | 1:02.621 | 41.782 | 267.4 | 33:43.337 | | | | | | | |
| 14 | 1 | 2:11.673 | 37.775 | 59.677 | 34.221 | 272.1 | 41:53.696 | 14 | 3 | 5:38.188 | 4:02.769 | 1:00.871 | 34.548 | 264.4 | 39:21.525 | | | | | | | |
| 15 | 1 | 2:17.922 B | 37.805 | 59.600 | 40.517 | 270.5 | 44:11.618 | 15 | 3 | 2:12.945 | 38.435 | 1:00.272 | 34.238 | 265.9 | 41:34.470 | | | | | | | |
| 16 | 1 | 9:31.186 | 7:55.509 | 1:00.672 | 35.005 | 267.4 | 53:42.804 | 16 | 3 | 2:19.760 | 38.075 | 1:06.120 | 35.565 | 253.0 | 43:54.230 | | | | | | | |
| 17 | 1 | 2:22.594 B | 37.759 | 1:01.383 | 43.452 | 270.5 | 56:05.398 | 17 | 3 | 2:16.694 | 38.290 | 1:03.160 | 35.244 | 265.9 | 46:10.924 | | | | | | | |
| 18 | 1 | 8:52.591 | 7:16.055 | 1:02.311 | 34.225 | 267.4 | 1:04:57.989 | 18 | 3 | 2:15.150 | 39.357 | 1:01.171 | 34.622 | 254.3 | 48:26.074 | | | | | | | |
| 19 | 1 | 2:20.906 B | 37.974 | 1:01.302 | 41.630 | 272.1 | 1:07:18.895 | 19 | 3 | 2:13.796 | 38.421 | 1:00.654 | 34.721 | 269.0 | 50:39.870 | | | | | | | |
| 20 | 3 | 3:29.839 | 1:47.575 | 1:07.102 | 35.162 | 258.6 | 1:10:48.734 | 20 | 3 | 2:19.802 B | 38.184 | 1:01.170 | 40.448 | 265.9 | 52:59.672 | | | | | | | |
| 21 | 3 | 2:17.375 | 39.282 | 1:02.834 | 35.259 | 270.5 | 1:13:06.109 | 21 | 2 | 4:39.121 | 3:03.564 | 1:00.549 | 35.008 | 265.9 | 57:38.793 | | | | | | | |
| 22 | 3 | 2:15.986 | 38.566 | 1:02.546 | 34.874 | 269.0 | 1:15:22.095 | 22 | 2 | 2:14.094 | 39.583 | 1:00.273 | 34.238 | 261.5 | 59:52.887 | | | | | | | |
| 23 | 3 | 2:15.260 | 38.396 | 1:01.959 | 34.905 | 270.5 | 1:17:37.355 | 23 | 2 | 2:12.067 | 38.202 | 59.619 | 34.246 | 267.4 | 1:02:04.954 | | | | | | | |
| 24 | 3 | 3:59.779 | 38.306 | 1:54.432 | 1:27.041 | 270.5 | 1:21:37.134 | 24 | 2 | 2:19.246 B | 38.225 | 59.871 | 41.150 | 267.4 | 1:04:24.200 | | | | | | | |
| 25 | 3 | 5:30.202 B | 1:42.942 | 2:10.605 | 1:36.655 | 78.3 | 1:27:07.336 | 25 | 2 | 9:17.645 | 7:43.000 | 1:00.070 | 34.575 | 265.9 | 1:13:41.845 | | | | | | | |
| 30 Extreme Speed Motorsports 1. Scott SHARP 3. Johannes VAN OVERBEEK LIGIER JS P2 - Nissan 2. Ed BROWN LMP2 | | | | | | | | 26 | | | | | | | | 2 | 2:16.285 | 38.189 | 1:03.065 | 35.031 | 267.4 | 1:15:58.130 |
| 1 | 3 | 3:51.969 | 2:10.737 | 1:05.513 | 35.719 | 191.0 | 3:51.969 | 27 | 2 | 2:12.980 | 38.297 | 59.800 | 34.883 | 267.4 | 1:18:11.110 | | | | | | | |
| 2 | 3 | 2:15.295 | 38.587 | 1:02.081 | 34.627 | 265.9 | 6:07.264 | 28 | 2 | 5:00.502 B | 1:20.772 | 2:09.513 | 1:30.217 | 79.6 | 1:23:11.612 | | | | | | | |
| 3 | 3 | 2:13.494 | 38.407 | 1:00.781 | 34.306 | 265.9 | 8:20.758 | | | | | | | | | | | | | | | |
| 4 | 3 | 2:12.929 | 38.610 | 1:00.096 | 34.223 | 265.9 | 10:33.687 | | | | | | | | | | | | | | | |
| 5 | 3 | 2:12.499 | 38.231 | 59.958 | 34.310 | 267.4 | 12:46.186 | | | | | | | | | | | | | | | |



FIA WEC
6 Hours of Spa-Francorchamps
Free Practice 2
Sector Analysis

Personal Best Session Best B Crossing the finish line in pit lane


| Lap | D | Time | Sector 1 | Sector 2 | Sector 3 | T. Spd | Elapsed | Lap | D | Time | Sector 1 | Sector 2 | Sector 3 | T. Spd | Elapsed | | | |
|-----------|---|------------------------------|----------|----------------------|----------|--------|-------------|-----|---|-----------|----------|----------|----------|--------|-------------|--|--|--|
| 35 | | Badt DC Racing Alpine | | Alpine A460 - Nissan | | | | | | | | | | | | | | |
| | | 1. David CHENG | | 3. Nelson PANCIATICI | | LMP2 | | | | | | | | | | | | |
| | | 2. Ho-Pin TUNG | | | | | | | | | | | | | | | | |
| 1 | 1 | 2:56.497 | 1:09.580 | 1:06.372 | 40.545 | 261.5 | 2:56.497 | 21 | 2 | 2:11.752 | 37.881 | 59.687 | 34.184 | 273.7 | 55:06.435 | | | |
| 2 | 1 | 2:15.675 | 39.274 | 1:01.523 | 34.878 | 265.9 | 5:12.172 | 22 | 2 | 2:17.734B | 37.756 | 59.878 | 40.100 | 272.1 | 57:24.169 | | | |
| 3 | 1 | 2:16.639 | 38.690 | 1:01.945 | 36.004 | 270.5 | 7:28.811 | 23 | 2 | 12:06.463 | ... | 1:00.829 | 34.158 | 257.1 | 1:09:30.632 | | | |
| 4 | 1 | 2:13.658 | 38.378 | 1:00.727 | 34.553 | 269.0 | 9:42.469 | 24 | 2 | 2:11.249 | 37.842 | 59.445 | 33.962 | 270.5 | 1:11:41.881 | | | |
| 5 | 1 | 2:13.238 | 38.389 | 1:00.417 | 34.432 | 270.5 | 11:55.707 | 25 | 2 | 2:11.631 | 37.903 | 59.686 | 34.042 | 270.5 | 1:13:53.512 | | | |
| 6 | 1 | 2:14.278 | 38.347 | 1:01.149 | 34.782 | 270.5 | 14:09.985 | 26 | 2 | 2:18.946B | 37.857 | 1:00.010 | 41.079 | 270.5 | 1:16:12.458 | | | |
| 7 | 1 | 2:15.507 | 38.556 | 1:02.106 | 34.845 | 270.5 | 16:25.492 | 27 | 1 | 5:25.447 | 2:05.103 | 1:53.955 | 1:26.389 | 275.3 | 1:21:37.905 | | | |
| 8 | 1 | 2:15.329 | 38.359 | 1:01.869 | 35.101 | 272.1 | 18:40.821 | 28 | 1 | 5:30.628B | 1:43.181 | 2:10.054 | 1:37.393 | 78.8 | 1:27:08.533 | | | |
| 9 | 1 | 2:17.358 | 39.028 | 1:03.691 | 34.639 | 258.6 | 20:58.179 | | | | | | | | | | | |
| 10 | 1 | 2:13.658 | 37.859 | 1:01.185 | 34.614 | 272.1 | 23:11.837 | | | | | | | | | | | |
| 11 | 1 | 2:13.245 | 38.005 | 1:00.708 | 34.532 | 272.1 | 25:25.082 | | | | | | | | | | | |
| 12 | 1 | 2:27.662B | 38.444 | 1:06.954 | 42.264 | 269.0 | 27:52.744 | | | | | | | | | | | |
| 13 | 3 | 4:23.616 | 2:37.596 | 1:09.886 | 36.134 | 264.4 | 32:16.360 | | | | | | | | | | | |
| 14 | 3 | 2:10.604 | 37.941 | 58.999 | 33.664 | 270.5 | 34:26.964 | | | | | | | | | | | |
| 15 | 3 | 2:12.047 | 37.673 | 1:00.110 | 34.264 | 272.1 | 36:39.011 | | | | | | | | | | | |
| 16 | 3 | 2:09.917 | 37.585 | 58.811 | 33.521 | 273.7 | 38:48.928 | | | | | | | | | | | |
| 17 | 3 | 2:13.399 | 37.673 | 58.675 | 37.051 | 272.1 | 41:02.327 | | | | | | | | | | | |
| 18 | 3 | 2:09.638 | 37.625 | 58.415 | 33.598 | 273.7 | 43:11.965 | | | | | | | | | | | |
| 19 | 3 | 2:18.855B | 38.867 | 59.325 | 40.663 | 269.0 | 45:30.820 | | | | | | | | | | | |
| 20 | 3 | 8:19.351 | 6:44.100 | 59.989 | 35.262 | 267.4 | 53:50.171 | | | | | | | | | | | |
| 21 | 3 | 2:09.928 | 37.687 | 58.584 | 33.657 | 269.0 | 56:00.099 | | | | | | | | | | | |
| 22 | 3 | 2:12.335 | 37.486 | 1:00.734 | 34.115 | 275.3 | 58:12.434 | | | | | | | | | | | |
| 23 | 3 | 2:13.330 | 37.483 | 1:01.759 | 34.088 | 275.3 | 1:00:25.764 | | | | | | | | | | | |
| 24 | 3 | 2:17.999B | 37.494 | 59.697 | 40.808 | 276.9 | 1:02:43.763 | | | | | | | | | | | |
| 25 | 2 | 3:38.123 | 2:02.764 | 1:00.963 | 34.396 | 272.1 | 1:06:21.886 | | | | | | | | | | | |
| 26 | 2 | 2:12.022 | 37.785 | 1:00.286 | 33.951 | 272.1 | 1:08:33.908 | | | | | | | | | | | |
| 27 | 2 | 2:13.305 | 37.509 | 1:01.156 | 34.640 | 262.9 | 1:10:47.213 | | | | | | | | | | | |
| 28 | 2 | 2:11.452 | 37.706 | 59.630 | 34.116 | 272.1 | 1:12:58.665 | | | | | | | | | | | |
| 29 | 2 | 2:13.568 | 37.531 | 1:00.253 | 35.784 | 275.3 | 1:15:12.233 | | | | | | | | | | | |
| 30 | 2 | 2:11.872 | 37.817 | 59.988 | 34.067 | 273.7 | 1:17:24.105 | | | | | | | | | | | |
| 31 | 2 | 3:59.297B | 37.630 | 1:45.977 | 1:35.690 | 276.9 | 1:21:23.402 | | | | | | | | | | | |
| 36 | | Signatech Alpine | | Alpine A460 - Nissan | | | | | | | | | | | | | | |
| | | 1. Gustavo MENEZES | | 3. Stéphane RICHELMI | | LMP2 | | | | | | | | | | | | |
| | | 2. Nicolas LAPIERRE | | | | | | | | | | | | | | | | |
| 1 | 1 | 2:25.406 | 49.514 | 1:01.189 | 34.703 | 260.0 | 2:25.406 | 21 | 2 | 2:11.752 | 37.881 | 59.687 | 34.184 | 273.7 | 55:06.435 | | | |
| 2 | 1 | 2:08.891 | 37.862 | 57.546 | 33.483 | 270.5 | 4:34.297 | 22 | 2 | 2:17.734B | 37.756 | 59.878 | 40.100 | 272.1 | 57:24.169 | | | |
| 3 | 1 | 2:09.632 | 37.678 | 57.285 | 34.669 | 270.5 | 6:43.929 | 23 | 2 | 12:06.463 | ... | 1:00.829 | 34.158 | 257.1 | 1:09:30.632 | | | |
| 4 | 1 | 2:08.720 | 37.701 | 57.564 | 33.455 | 270.5 | 8:52.649 | 24 | 2 | 2:11.249 | 37.842 | 59.445 | 33.962 | 270.5 | 1:11:41.881 | | | |
| 5 | 1 | 2:09.778 | 37.658 | 58.418 | 33.702 | 270.5 | 11:02.427 | 25 | 2 | 2:11.631 | 37.903 | 59.686 | 34.042 | 270.5 | 1:13:53.512 | | | |
| 6 | 1 | 2:09.439 | 37.682 | 58.156 | 33.601 | 273.7 | 13:11.866 | 26 | 2 | 2:18.946B | 37.857 | 1:00.010 | 41.079 | 270.5 | 1:16:12.458 | | | |
| 7 | 1 | 2:09.347 | 37.692 | 58.014 | 33.641 | 272.1 | 15:21.213 | 27 | 1 | 5:25.447 | 2:05.103 | 1:53.955 | 1:26.389 | 275.3 | 1:21:37.905 | | | |
| 8 | 1 | 2:18.132B | 37.701 | 58.223 | 42.208 | 273.7 | 17:39.345 | 28 | 1 | 5:30.628B | 1:43.181 | 2:10.054 | 1:37.393 | 78.8 | 1:27:08.533 | | | |
| 9 | 3 | 3:42.682 | 2:07.504 | 1:00.764 | 34.414 | 273.7 | 21:22.027 | | | | | | | | | | | |
| 10 | 3 | 2:16.662 | 38.299 | 1:03.460 | 34.903 | 273.7 | 23:38.689 | | | | | | | | | | | |
| 11 | 3 | 2:10.907 | 37.604 | 59.422 | 33.881 | 273.7 | 25:49.596 | | | | | | | | | | | |
| 12 | 3 | 2:12.078 | 37.922 | 59.761 | 34.395 | 273.7 | 28:01.674 | | | | | | | | | | | |
| 13 | 3 | 2:10.830 | 37.821 | 59.208 | 33.801 | 272.1 | 30:12.504 | | | | | | | | | | | |
| 14 | 3 | 2:10.893 | 37.733 | 59.364 | 33.796 | 272.1 | 32:23.397 | | | | | | | | | | | |
| 15 | 3 | 2:11.343 | 37.624 | 59.819 | 33.900 | 273.7 | 34:34.740 | | | | | | | | | | | |
| 16 | 3 | 2:11.054 | 37.605 | 59.567 | 33.882 | 272.1 | 36:45.794 | | | | | | | | | | | |
| 17 | 3 | 2:21.645B | 37.583 | 1:02.797 | 41.265 | 275.3 | 39:07.439 | | | | | | | | | | | |
| 18 | 2 | 9:23.543 | 7:47.008 | 1:02.294 | 34.241 | 250.3 | 48:30.982 | | | | | | | | | | | |
| 19 | 2 | 2:11.503 | 38.005 | 59.508 | 33.990 | 270.5 | 50:42.485 | | | | | | | | | | | |
| 20 | 2 | 2:12.198 | 37.773 | 1:00.142 | 34.283 | 272.1 | 52:54.683 | | | | | | | | | | | |
| 37 | | SMP Racing | | BR01 - Nissan | | | | | | | | | | | | | | |
| | | 1. Vitaly PETROV | | 3. Victor SHAYTAR | | LMP2 | | | | | | | | | | | | |
| | | 2. Kirill LADYGIN | | | | | | | | | | | | | | | | |
| 1 | 1 | 2:53.172 | 1:10.775 | 1:05.691 | 36.706 | 262.9 | 2:53.172 | 21 | 2 | 2:11.752 | 37.881 | 59.687 | 34.184 | 273.7 | 55:06.435 | | | |
| 2 | 1 | 2:17.419 | 40.007 | 1:01.927 | 35.485 | 265.9 | 5:10.591 | 22 | 2 | 2:17.734B | 37.756 | 59.878 | 40.100 | 272.1 | 57:24.169 | | | |
| 3 | 1 | 2:13.753 | 38.227 | 1:01.346 | 34.180 | 269.0 | 7:24.344 | 23 | 2 | 12:06.463 | ... | 1:00.829 | 34.158 | 257.1 | 1:09:30.632 | | | |
| 4 | 1 | 2:11.651 | 38.082 | 59.741 | 33.828 | 272.1 | 9:35.995 | 24 | 2 | 2:11.249 | 37.842 | 59.445 | 33.962 | 270.5 | 1:11:41.881 | | | |
| 5 | 1 | 2:19.766B | 37.967 | 1:01.582 | 40.217 | 273.7 | 11:55.761 | 25 | 2 | 2:11.631 | 37.903 | 59.686 | 34.042 | 270.5 | 1:13:53.512 | | | |
| 6 | 1 | 5:55.572 | 4:22.197 | 59.626 | 33.749 | 269.0 | 17:51.333 | 26 | 2 | 2:18.946B | 37.857 | 1:00.010 | 41.079 | 270.5 | 1:16:12.458 | | | |
| 7 | 1 | 2:09.472 | 37.685 | 58.068 | 33.719 | 275.3 | 20:00.805 | 27 | 1 | 5:25.447 | 2:05.103 | 1:53.955 | 1:26.389 | 275.3 | 1:21:37.905 | | | |
| 8 | 1 | 2:09.330 | 37.776 | 57.905 | 33.649 | 272.1 | 22:10.135 | 28 | 1 | 5:30.628B | 1:43.181 | 2:10.054 | 1:37.393 | 78.8 | 1:27:08.533 | | | |
| 9 | 1 | 2:09.188 | 37.568 | 58.086 | 33.534 | 272.1 | 24:19.323 | | | | | | | | | | | |
| 10 | 1 | 2:15.998B | 37.615 | 58.089 | 40.294 | 272.1 | 26:35.321 | | | | | | | | | | | |
| 11 | 3 | 4:12.370 | 2:36.602 | 1:01.676 | 34.092 | 267.4 | 30:47.691 | | | | | | | | | | | |
| 12 | 3 | 2:13.444 | 38.147 | 1:01.238 | 34.059 | 273.7 | 33:01.135 | | | | | | | | | | | |
| 13 | 3 | 2:13.056 | 38.139 | 1:00.994 | 33.923 | 273.7 | 35:14.191 | | | | | | | | | | | |
| 14 | 3 | 2:12.575 | 38.323 | 1:00.534 | 33.718 | 264.4 | 37:26.766 | | | | | | | | | | | |
| 15 | 3 | 2:18.485B | 37.787 | 1:00.022 | 40.676 | 278.6 | 39:45.251 | | | | | | | | | | | |
| 16 | 3 | 4:11.247 | 2:34.177 | 1:01.522 | 35.548 | 270.5 | 43:56.498 | | | | | | | | | | | |
| 17 | 3 | 2:14.517 | 39.045 | 1:00.861 | 34.611 | 270.5 | 46:11.015 | | | | | | | | | | | |
| 18 | 3 | 2:12.602 | 38.264 | 1:00.207 | 34.131 | 272.1 | 48:23.617 | | | | | | | | | | | |
| 19 | 3 | 2:11.942 | 38.035 | 59.843 | 34.064 | 270.5 | 50:35.559 | | | | | | | | | | | |
| 20 | 3 | 2:11.797 | 37.922 | 59.930 | 33.945 | 273.7 | 52:47.356 | | | | | | | | | | | |
| 21 | 3 | 2:12.364 | 37.837 | 1:00.254 | 34.273 | 275.3 | 54:59.720 | | | | | | | | | | | |
| 22 | 3 | 2:12.351 | 37.857 | 1:00.314 | 34.180 | 272.1 | 57:12.071 | | | | | | | | | | | |
| 23 | 3 | 2:13.070 | 37.879 | 1:00.955 | 34.236 | 273.7 | 59:25.141 | | | | | | | | | | | |
| 24 | 3 | 2:13.916 | 38.150 | 1:01.197 | 34.569 | 273.7 | 1:01:39.057 | | | | | | | | | | | |
| 25 | 3 | 2:13.106 | 37.974 | 1:01.057 | 34.075 | 273.7 | 1:03:52.163 | | | | | | | | | | | |
| 26 | 3 | 2:13.611 | 38.078 | 1:01.241 | 34.292 | 272.1 | 1:06:05.774 | | | | | | | | | | | |
| 27 | 3 | 2:19.702B | 37.865 | 1:00.895 | 40.942 | 273.7 | 1:08:25.476 | | | | | | | | | | | |
| 28 | 2 | 3:50.479 | 2:13.750 | 1:02.408 | 34.321 | 269.0 | 1:12:15.955 | | | | | | | | | | | |
| 29 | 2 | 2:16.995 | 39.027 | 1:03.251 | 34.717 | 273.7 | 1:14:32.950 | | | | | | | | | | | |
| 30 | 2 | 2:14.304 | 38.358 | 1:01.672 | 34.274 | 276.9 | 1:16:47.254 | | | | | | | | | | | |
| 31 | 2 | 3:01.905B | 38.533 | 1:01.449 | 1:21.923 | 272.1 | 1:19:49.159 | | | | | | | | | | | |
| 38 | | G-Drive Racing | | Gibson 015S - Nissan | | | | | | | | | | | | | | |
| | | 1. Simon DOLAN | | 3. Jake DENNIS | | LMP2 | | | | | | | | | | | | |
| | | 2. Giedo VAN DER GARDE | | | | | | | | | | | | | | | | |
| 1 | 2 | 2:41.609 | 1:03.070 | 1:02.907 | 35.632 | 253.0 | 2:41.609 | 21 | 2 | 2:11.752 | 37.881 | 59.687 | 34.1 | | | | | |



FIA WEC
6 Hours of Spa-Francorchamps
Free Practice 2
Sector Analysis

Personal Best Session Best B Crossing the finish line in pit lane

| Lap | D | Time | Sector 1 | Sector 2 | Sector 3 | T. Spd | Elapsed | Lap | D | Time | Sector 1 | Sector 2 | Sector 3 | T. Spd | Elapsed | | | | | | | |
|---|---|------------|----------|----------|----------|--------|-------------|--|---|------------|----------|----------|----------|--------|-------------|---|----------|--------|----------|--------|-------|-------------|
| 13 | 3 | 2:10.187 | 38.243 | 58.036 | 33.908 | 265.9 | 32:17.410 | 3 | 2 | 5:02.909 | 3:28.383 | 1:00.212 | 34.314 | 209.9 | 10:29.470 | | | | | | | |
| 14 | 3 | 2:10.828 | 38.067 | 58.490 | 34.271 | 267.4 | 34:28.238 | 4 | 2 | 2:10.060 | 38.095 | 58.086 | 33.879 | 265.9 | 12:39.530 | | | | | | | |
| 15 | 3 | 2:13.027 | 38.128 | 59.438 | 35.461 | 265.9 | 36:41.265 | 5 | 2 | 2:10.231 | 38.186 | 58.123 | 33.922 | 265.9 | 14:49.761 | | | | | | | |
| 16 | 3 | 2:14.418 | 39.552 | 1:00.777 | 34.089 | 262.9 | 38:55.683 | 6 | 2 | 2:09.885 | 38.227 | 57.897 | 33.761 | 267.4 | 16:59.646 | | | | | | | |
| 17 | 3 | 2:11.365 | 38.216 | 59.109 | 34.040 | 264.4 | 41:07.048 | 7 | 2 | 2:17.827 B | 38.006 | 59.066 | 40.755 | 267.4 | 19:17.473 | | | | | | | |
| 18 | 3 | 2:12.145 | 38.383 | 59.755 | 34.007 | 264.4 | 43:19.193 | 8 | 2 | 5:05.662 | 3:31.305 | 1:00.252 | 34.105 | 270.5 | 24:23.135 | | | | | | | |
| 19 | 3 | 2:20.099 B | 38.172 | 59.169 | 42.758 | 264.4 | 45:39.292 | 9 | 2 | 2:10.980 | 37.989 | 59.124 | 33.867 | 267.4 | 26:34.115 | | | | | | | |
| 20 | 3 | 6:13.838 | 4:38.790 | 1:00.469 | 34.579 | 267.4 | 51:53.130 | 10 | 2 | 2:16.893 B | 38.052 | 58.760 | 40.081 | 267.4 | 28:51.008 | | | | | | | |
| 21 | 3 | 2:12.940 | 38.266 | 1:00.383 | 34.291 | 267.4 | 54:06.070 | 11 | 1 | 4:04.758 | 2:30.534 | 1:00.085 | 34.139 | 262.9 | 32:55.766 | | | | | | | |
| 22 | 3 | 2:11.329 | 38.278 | 58.935 | 34.116 | 264.4 | 56:17.399 | 12 | 1 | 2:13.077 | 38.319 | 59.578 | 35.180 | 269.0 | 35:08.843 | | | | | | | |
| 23 | 3 | 2:11.198 | 38.226 | 58.848 | 34.124 | 261.5 | 58:28.597 | 13 | 1 | 2:11.917 | 38.405 | 59.166 | 34.346 | 264.4 | 37:20.760 | | | | | | | |
| 24 | 3 | 2:18.523 B | 38.216 | 58.945 | 41.362 | 264.4 | 1:00:47.120 | 14 | 1 | 2:11.783 | 38.183 | 59.495 | 34.105 | 267.4 | 39:32.543 | | | | | | | |
| 25 | 1 | 5:24.520 | 3:46.624 | 1:03.173 | 34.723 | 258.6 | 1:06:11.640 | 15 | 1 | 2:11.937 | 38.351 | 59.437 | 34.149 | 267.4 | 41:44.480 | | | | | | | |
| 26 | 1 | 2:17.321 | 38.686 | 1:03.732 | 34.903 | 262.9 | 1:08:28.961 | 16 | 1 | 2:12.475 | 38.111 | 59.375 | 34.989 | 270.5 | 43:56.955 | | | | | | | |
| 27 | 1 | 2:19.115 | 38.912 | 1:02.334 | 37.869 | 262.9 | 1:10:48.076 | 17 | 1 | 2:14.719 | 38.958 | 1:01.158 | 34.603 | 269.0 | 46:11.674 | | | | | | | |
| 28 | 1 | 2:24.460 B | 39.438 | 1:02.448 | 42.574 | 255.7 | 1:13:12.536 | 18 | 1 | 2:13.496 | 38.374 | 1:00.441 | 34.681 | 269.0 | 48:25.170 | | | | | | | |
| 29 | 1 | 5:48.821 | 3:58.151 | 1:02.005 | 48.665 | 257.1 | 1:19:01.357 | 19 | 1 | 2:19.935 B | 38.315 | 59.889 | 41.731 | 267.4 | 50:45.105 | | | | | | | |
| 30 | 1 | 5:31.040 B | 1:43.302 | 2:11.221 | 1:36.517 | 78.8 | 1:24:32.397 | 20 | 3 | 7:28.697 | 5:51.897 | 1:02.656 | 34.144 | 264.4 | 58:13.802 | | | | | | | |
| 42 Strakka Racing Gibson 015S - Nissan LMP2 1. Nick LEVENTIS 3. Jonny KANE 2. Danny WATTS | | | | | | | | 21 | | | | | | | | 3 | 2:14.780 | 38.264 | 1:01.421 | 35.095 | 269.0 | 1:00:28.582 |
| 1 | 3 | 2:33.846 | 55.469 | 1:03.390 | 34.987 | 248.9 | 2:33.846 | 22 | 3 | 2:14.520 | 38.057 | 1:01.427 | 35.036 | 269.0 | 1:02:43.102 | | | | | | | |
| 2 | 3 | 2:15.137 | 38.781 | 1:01.492 | 34.864 | 261.5 | 4:48.983 | 23 | 3 | 2:16.296 | 38.530 | 1:02.464 | 35.302 | 267.4 | 1:04:59.398 | | | | | | | |
| 3 | 3 | 2:13.563 | 38.423 | 1:00.163 | 34.977 | 262.9 | 7:02.546 | 24 | 3 | 2:14.182 | 37.981 | 1:00.947 | 35.254 | 269.0 | 1:07:13.580 | | | | | | | |
| 4 | 3 | 2:12.496 | 38.270 | 59.977 | 34.249 | 264.4 | 9:15.042 | 25 | 3 | 2:20.647 B | 38.210 | 1:00.441 | 41.996 | 269.0 | 1:09:34.227 | | | | | | | |
| 5 | 3 | 2:13.318 | 38.325 | 59.984 | 35.009 | 262.9 | 11:28.360 | 26 | 3 | 6:13.795 | 4:38.321 | 1:00.985 | 34.489 | 267.4 | 1:15:48.022 | | | | | | | |
| 6 | 3 | 2:12.959 | 38.354 | 1:00.033 | 34.572 | 262.9 | 13:41.319 | 27 | 3 | 2:14.931 | 38.038 | 1:01.607 | 35.286 | 270.5 | 1:18:02.953 | | | | | | | |
| 7 | 3 | 2:13.241 | 38.332 | 1:00.476 | 34.433 | 264.4 | 15:54.560 | 28 | 3 | 4:29.473 B | 46.631 | 2:10.027 | 1:32.815 | 80.0 | 1:22:32.426 | | | | | | | |
| 8 | 3 | 2:22.512 B | 38.420 | 1:00.621 | 43.471 | 264.4 | 18:17.072 | 44 Manor Oreca 05 - Nissan LMP2 1. Tor GRAVES 3. James JAKES 2. Will STEVENS | | | | | | | | | | | | | | |
| 9 | 2 | 4:58.883 | 3:15.150 | 1:08.784 | 34.949 | 183.5 | 23:15.955 | 1 | 3 | 2:28.159 | 51.897 | 1:01.742 | 34.520 | 258.6 | 2:28.159 | | | | | | | |
| 10 | 2 | 2:09.742 | 38.031 | 57.811 | 33.900 | 264.4 | 25:25.697 | 2 | 3 | 2:11.634 | 38.031 | 59.739 | 33.864 | 272.1 | 4:39.793 | | | | | | | |
| 11 | 2 | 2:18.290 | 37.978 | 1:05.890 | 34.422 | 267.4 | 27:43.987 | 3 | 3 | 2:10.822 | 37.845 | 59.288 | 33.689 | 272.1 | 6:50.615 | | | | | | | |
| 12 | 2 | 2:09.819 | 38.062 | 58.050 | 33.707 | 262.9 | 29:53.806 | 4 | 3 | 2:11.054 | 37.563 | 59.887 | 33.604 | 273.7 | 9:01.669 | | | | | | | |
| 13 | 2 | 2:16.441 | 37.994 | 1:01.197 | 37.250 | 264.4 | 32:10.247 | 5 | 3 | 2:18.049 B | 37.907 | 59.471 | 40.671 | 273.7 | 11:19.718 | | | | | | | |
| 14 | 2 | 2:19.674 B | 38.080 | 59.193 | 42.401 | 265.9 | 34:29.921 | 6 | 1 | 4:40.913 | 2:58.649 | 1:06.390 | 35.874 | 265.9 | 16:00.631 | | | | | | | |
| 15 | 1 | 3:51.137 | 2:13.034 | 1:03.015 | 35.088 | 255.7 | 38:21.058 | 7 | 1 | 2:14.846 | 38.343 | 1:01.226 | 35.277 | 275.3 | 18:15.477 | | | | | | | |
| 16 | 1 | 2:16.457 | 38.996 | 1:02.140 | 35.321 | 264.4 | 40:37.515 | 8 | 1 | 2:20.836 B | 37.854 | 1:01.502 | 41.480 | 276.9 | 20:36.313 | | | | | | | |
| 17 | 1 | 2:15.429 | 38.749 | 1:01.743 | 34.937 | 264.4 | 42:52.944 | 9 | 1 | 7:28.131 | 5:50.450 | 1:02.610 | 35.071 | 267.4 | 28:04.444 | | | | | | | |
| 18 | 1 | 2:17.292 | 38.478 | 1:03.446 | 35.368 | 267.4 | 45:10.236 | 10 | 1 | 2:14.531 | 38.002 | 1:01.761 | 34.768 | 275.3 | 30:18.975 | | | | | | | |
| 19 | 1 | 2:18.053 | 38.592 | 1:03.218 | 36.243 | 267.4 | 47:28.289 | 11 | 1 | 2:12.975 | 37.953 | 1:00.796 | 34.226 | 269.0 | 32:31.950 | | | | | | | |
| 20 | 1 | 2:19.548 | 39.024 | 1:04.976 | 35.548 | 264.4 | 49:47.837 | 12 | 1 | 2:13.107 | 37.795 | 1:01.194 | 34.118 | 273.7 | 34:45.057 | | | | | | | |
| 21 | 1 | 2:15.690 | 38.776 | 1:01.609 | 35.305 | 264.4 | 52:03.527 | 13 | 1 | 2:22.888 B | 37.606 | 1:03.260 | 42.022 | 275.3 | 37:07.945 | | | | | | | |
| 22 | 1 | 2:17.167 | 38.518 | 1:03.296 | 35.353 | 265.9 | 54:20.694 | 14 | 2 | 5:02.717 | 3:26.820 | 1:01.320 | 34.577 | 269.0 | 42:10.662 | | | | | | | |
| 23 | 1 | 2:23.145 B | 38.920 | 1:01.274 | 42.951 | 262.9 | 56:43.839 | 15 | 2 | 2:14.980 | 38.127 | 1:02.499 | 34.354 | 272.1 | 44:25.642 | | | | | | | |
| 24 | 1 | 8:08.650 | 6:29.125 | 1:03.825 | 35.700 | 262.9 | 1:04:52.489 | 16 | 2 | 2:21.797 B | 37.832 | 1:02.279 | 41.686 | 276.9 | 46:47.439 | | | | | | | |
| 25 | 1 | 2:14.979 | 38.758 | 1:01.329 | 34.892 | 265.9 | 1:07:07.468 | 17 | 2 | 10:47.713 | 9:13.441 | 59.785 | 34.487 | 264.4 | 57:35.152 | | | | | | | |
| 26 | 1 | 2:15.295 | 38.967 | 1:01.203 | 35.125 | 261.5 | 1:09:22.763 | 18 | 2 | 2:09.004 | 37.327 | 58.299 | 33.378 | 273.7 | 59:44.156 | | | | | | | |
| 27 | 1 | 2:15.023 | 38.991 | 1:01.103 | 34.929 | 262.9 | 1:11:37.786 | 19 | 2 | 2:10.495 | 37.223 | 58.816 | 34.456 | 275.3 | 1:01:54.651 | | | | | | | |
| 28 | 1 | 2:15.167 | 38.895 | 1:01.282 | 34.990 | 262.9 | 1:13:52.953 | 20 | 2 | 2:17.838 B | 37.496 | 59.740 | 40.602 | 275.3 | 1:04:12.489 | | | | | | | |
| 29 | 1 | 2:15.949 | 38.688 | 1:02.141 | 35.120 | 265.9 | 1:16:08.902 | 21 | 1 | 14:18.337 | ... | 1:01.405 | 35.639 | 265.9 | 1:18:30.826 | | | | | | | |
| 30 | 1 | 2:24.929 B | 38.666 | 1:01.712 | 44.551 | 265.9 | 1:18:33.831 | 22 | 1 | 5:30.590 B | 1:40.801 | 2:09.535 | 1:40.254 | 80.1 | 1:24:01.416 | | | | | | | |
| 31 | 3 | 7:46.147 B | 4:06.623 | 2:08.989 | 1:30.535 | 78.9 | 1:26:19.978 | 45 Manor Oreca 05 - Nissan LMP2 1. Matthew RAO 3. Roberto MERHI 2. Richard BRADLEY | | | | | | | | | | | | | | |
| 1 | 2 | 3:04.736 | 1:29.150 | 1:01.213 | 34.373 | 258.6 | 3:04.736 | 1 | 2 | 2:36.416 | 56.101 | 1:03.465 | 36.850 | 247.6 | 2:36.416 | | | | | | | |
| 2 | 2 | 2:21.825 B | 39.157 | 1:01.113 | 41.555 | 264.4 | 5:26.561 | 2 | 2 | 2:14.970 | 37.920 | 1:00.019 | 37.031 | 267.4 | 4:51.386 | | | | | | | |
| 3 | 2 | 2:10.826 | 37.792 | 59.007 | 34.027 | 272.1 | 7:02.212 | 3 | 2 | 2:10.826 | 37.792 | 59.007 | 34.027 | 272.1 | 7:02.212 | | | | | | | |



FIA WEC
6 Hours of Spa-Francorchamps
Free Practice 2
Sector Analysis

Personal Best Session Best B Crossing the finish line in pit lane


| Lap | D | Time | Sector 1 | Sector 2 | Sector 3 | T. Spd | Elapsed | Lap | D | Time | Sector 1 | Sector 2 | Sector 3 | T. Spd | Elapsed |
|-----|---|------------|----------|----------|----------|--------|-------------|-----|---|-------------|----------|----------|----------|--------|-------------|
| 4 | 2 | 2:10.230 | 37.803 | 58.657 | 33.770 | 270.5 | 9:12.442 | 2 | 2 | 2:28.746 | 40.821 | 1:08.657 | 39.268 | 255.7 | 5:31.713 |
| 5 | 2 | 2:20.078 B | 38.162 | 59.599 | 42.317 | 272.1 | 11:32.520 | 3 | 2 | 2:22.084 | 40.620 | 1:05.346 | 36.118 | 255.7 | 7:53.797 |
| 6 | 3 | 4:26.676 | 2:48.510 | 1:02.358 | 35.808 | 267.4 | 15:59.196 | 4 | 2 | 2:22.230 | 40.357 | 1:05.680 | 36.193 | 254.3 | 10:16.027 |
| 7 | 3 | 2:10.413 | 37.851 | 58.835 | 33.727 | 272.1 | 18:09.609 | 5 | 2 | 2:49.166 B | 40.438 | 1:05.537 | 1:03.191 | 255.7 | 13:05.193 |
| 8 | 3 | 2:16.165 | 37.673 | 1:02.535 | 35.957 | 275.3 | 20:25.774 | 6 | 2 | 7:58.916 B | | | | | 21:04.109 |
| 9 | 3 | 2:18.509 B | 37.927 | 58.593 | 41.989 | 270.5 | 22:44.283 | 7 | 2 | 2:46.924 | 55.068 | 1:14.763 | 37.093 | 248.9 | 23:51.033 |
| 10 | 1 | 3:39.258 | 2:04.482 | 1:00.487 | 34.289 | 265.9 | 26:23.541 | 8 | 2 | 2:19.623 | 39.997 | 1:04.020 | 35.606 | 257.1 | 26:10.656 |
| 11 | 1 | 2:15.244 | 38.002 | 1:01.874 | 35.368 | 269.0 | 28:38.785 | 9 | 2 | 2:19.444 | 39.623 | 1:03.930 | 35.891 | 260.0 | 28:30.100 |
| 12 | 1 | 2:20.944 B | 37.901 | 1:00.802 | 42.241 | 273.7 | 30:59.729 | 10 | 2 | 4:22.463 B | 39.853 | 1:05.853 | 2:36.757 | 260.0 | 32:52.563 |
| 13 | 2 | 9:34.319 | 7:57.486 | 1:01.718 | 35.115 | 265.9 | 40:34.048 | 11 | 2 | 2:39.449 | 54.398 | 1:08.488 | 36.563 | 246.3 | 35:32.012 |
| 14 | 2 | 2:08.341 | 37.654 | 57.180 | 33.507 | 270.5 | 42:42.389 | 12 | 2 | 2:18.494 | 39.774 | 1:03.107 | 35.613 | 258.6 | 37:50.506 |
| 15 | 2 | 2:11.010 | 37.497 | 1:00.022 | 33.491 | 273.7 | 44:53.399 | 13 | 2 | 2:18.496 | 39.720 | 1:03.177 | 35.599 | 261.5 | 40:09.002 |
| 16 | 2 | 2:24.115 B | 38.296 | 1:00.716 | 45.103 | 260.0 | 47:17.514 | 14 | 2 | 11:30.390 B | 40.494 | 1:04.925 | 9:44.971 | 243.8 | 51:39.392 |
| 17 | 3 | 6:13.051 | 4:31.172 | 1:04.775 | 37.104 | 243.8 | 53:30.565 | 15 | 2 | 7:24.559 B | | | | | 59:03.951 |
| 18 | 3 | 2:07.865 | 37.350 | 57.013 | 33.502 | 275.3 | 55:38.430 | 16 | 1 | 2:38.786 | 55.034 | 1:05.202 | 38.550 | 246.3 | 1:01:42.737 |
| 19 | 3 | 2:08.068 | 37.333 | 57.305 | 33.430 | 273.7 | 57:46.498 | 17 | 1 | 2:20.857 | 40.061 | 1:04.785 | 36.011 | 250.3 | 1:04:03.594 |
| 20 | 3 | 2:25.662 B | 38.920 | 1:03.503 | 43.239 | 265.9 | 1:00:12.160 | 18 | 1 | 2:20.490 | 40.107 | 1:04.103 | 36.280 | 257.1 | 1:06:24.084 |
| 21 | 1 | 4:11.326 | 2:36.880 | 1:00.269 | 34.177 | 269.0 | 1:04:23.486 | 19 | 1 | 2:19.611 | 40.068 | 1:03.750 | 35.793 | 257.1 | 1:08:43.695 |
| 22 | 1 | 2:30.546 | 39.075 | 1:14.903 | 36.568 | 272.1 | 1:06:54.032 | 20 | 1 | 2:19.935 | 40.044 | 1:03.829 | 36.062 | 261.5 | 1:11:03.630 |
| 23 | 1 | 2:18.354 | 37.639 | 1:01.382 | 39.333 | 270.5 | 1:09:12.386 | 21 | 1 | 2:19.605 | 39.959 | 1:03.903 | 35.743 | 258.6 | 1:13:23.235 |
| 24 | 1 | 2:10.280 | 37.691 | 58.423 | 34.166 | 272.1 | 1:11:22.666 | 22 | 1 | 2:20.381 | 39.802 | 1:03.907 | 36.672 | 258.6 | 1:15:43.616 |
| 25 | 1 | 2:09.592 | 37.660 | 58.169 | 33.763 | 269.0 | 1:13:32.258 | 23 | 1 | 2:20.433 | 40.053 | 1:03.674 | 36.706 | 260.0 | 1:18:04.049 |
| 26 | 1 | 2:20.318 B | 37.594 | 59.077 | 43.647 | 273.7 | 1:15:52.576 | 24 | 1 | 4:52.035 B | 54.098 | 2:09.022 | 1:48.915 | 80.7 | 1:22:56.084 |
| 27 | 1 | 5:10.780 B | 2:03.575 | 1:34.493 | 1:32.712 | 272.1 | 1:21:03.356 | | | | | | | | |

| 50 Larbre Competition | | Chevrolet Corvette C7-Z06 | | | | | |
|-----------------------|---|---------------------------|----------|----------|--------|-------|-------------|
| 1.Yutaka YAMAGISHI | | 3.Paolo RUBERTI | | | | | |
| 2.Pierre RAGUES | | LMGTE Am | | | | | |
| 1 | 3 | 3:00.165 | 1:06.676 | 1:12.701 | 40.788 | 206.2 | 3:00.165 |
| 2 | 3 | 2:24.064 | 40.930 | 1:06.310 | 36.824 | 251.6 | 5:24.229 |
| 3 | 3 | 2:22.516 | 40.479 | 1:05.660 | 36.377 | 255.7 | 7:46.745 |
| 4 | 3 | 2:21.882 | 40.246 | 1:05.542 | 36.094 | 257.1 | 10:08.627 |
| 5 | 3 | 2:31.666 B | 41.161 | 1:06.437 | 44.068 | 229.4 | 12:40.293 |
| 6 | 3 | 6:13.027 | 4:26.851 | 1:09.321 | 36.855 | 251.6 | 18:53.320 |
| 7 | 3 | 2:31.964 B | 40.645 | 1:05.875 | 45.444 | 257.1 | 21:25.284 |
| 8 | 1 | 4:36.935 | 2:47.217 | 1:11.270 | 38.448 | 254.3 | 26:02.219 |
| 9 | 1 | 2:31.259 | 41.637 | 1:11.143 | 38.479 | 251.6 | 28:33.478 |
| 10 | 1 | 2:29.433 | 41.734 | 1:09.145 | 38.554 | 251.6 | 31:02.911 |
| 11 | 1 | 2:29.514 | 42.126 | 1:08.717 | 38.671 | 251.6 | 33:32.425 |
| 12 | 1 | 2:31.255 | 42.989 | 1:09.482 | 38.784 | 243.8 | 36:03.680 |
| 13 | 1 | 2:29.997 | 42.015 | 1:09.461 | 38.521 | 248.9 | 38:33.677 |
| 14 | 1 | 2:39.389 B | 41.959 | 1:09.372 | 48.058 | 250.3 | 41:13.066 |
| 15 | 2 | 4:04.465 | 2:17.004 | 1:09.665 | 37.796 | 226.1 | 45:17.531 |
| 16 | 2 | 2:34.677 B | 40.987 | 1:08.863 | 44.827 | 247.6 | 47:52.208 |
| 17 | 2 | 3:58.093 | 2:14.094 | 1:07.344 | 36.655 | 236.4 | 51:50.301 |
| 18 | 2 | 2:23.514 | 40.496 | 1:06.441 | 36.577 | 250.3 | 54:13.815 |
| 19 | 2 | 2:23.279 | 40.392 | 1:06.024 | 36.863 | 255.7 | 56:37.094 |
| 20 | 2 | 2:22.357 | 40.384 | 1:05.687 | 36.286 | 255.7 | 58:59.451 |
| 21 | 2 | 2:22.201 | 40.161 | 1:05.714 | 36.326 | 255.7 | 1:01:21.652 |
| 22 | 2 | 2:29.941 B | 40.498 | 1:06.497 | 42.946 | 241.2 | 1:03:51.593 |
| 23 | 3 | 4:08.002 | 2:23.383 | 1:07.402 | 37.217 | 202.6 | 1:07:59.595 |
| 24 | 3 | 2:23.369 | 40.457 | 1:06.452 | 36.460 | 257.1 | 1:10:22.964 |
| 25 | 3 | 2:21.411 | 40.267 | 1:05.237 | 35.907 | 260.0 | 1:12:44.375 |
| 26 | 3 | 2:29.301 B | 40.152 | 1:06.003 | 43.146 | 258.6 | 1:15:13.676 |

| 51 AF Corse | | Ferrari 488 GTE | | | | | |
|-------------------|---|-----------------|----------|----------|--------|-------|----------|
| 1.Gianmaria BRUNI | | LMGTE Pro | | | | | |
| 2.James CALADO | | | | | | | |
| 1 | 2 | 3:02.967 | 1:14.710 | 1:08.644 | 39.613 | 231.7 | 3:02.967 |

| 66 Ford Chip Ganassi Team UK | | Ford GT | | | | | |
|------------------------------|---|---------------|----------|----------|----------|-------|-------------|
| 1.Billy JOHNSON | | LMGTE Pro | | | | | |
| 2.Stefan MÜCKE | | 3.Olivier PLA | | | | | |
| 1 | 2 | 2:29.817 | 46.792 | 1:06.378 | 36.647 | 253.0 | 2:29.817 |
| 2 | 2 | 2:22.253 | 40.021 | 1:04.033 | 38.199 | 257.1 | 4:52.070 |
| 3 | 2 | 2:21.058 | 40.147 | 1:04.371 | 36.540 | 258.6 | 7:13.128 |
| 4 | 2 | 2:19.964 | 39.891 | 1:04.132 | 35.941 | 258.6 | 9:33.092 |
| 5 | 2 | 2:27.615 B | 40.121 | 1:04.740 | 42.754 | 258.6 | 12:00.707 |
| 6 | 2 | 4:14.925 | 2:33.430 | 1:05.093 | 36.402 | 257.1 | 16:15.632 |
| 7 | 2 | 2:24.017 | 40.127 | 1:07.163 | 36.727 | 261.5 | 18:39.649 |
| 8 | 2 | 2:21.874 | 39.985 | 1:05.469 | 36.420 | 260.0 | 21:01.523 |
| 9 | 2 | 2:21.424 | 40.038 | 1:05.154 | 36.232 | 258.6 | 23:22.947 |
| 10 | 2 | 2:29.336 B | 40.303 | 1:04.973 | 44.060 | 255.7 | 25:52.283 |
| 11 | 3 | 3:32.498 | 1:48.820 | 1:06.142 | 37.536 | 255.7 | 29:24.781 |
| 12 | 3 | 2:23.260 | 41.096 | 1:05.331 | 36.833 | 253.0 | 31:48.041 |
| 13 | 3 | 2:22.595 | 40.829 | 1:05.190 | 36.576 | 254.3 | 34:10.636 |
| 14 | 3 | 2:22.415 | 40.691 | 1:05.122 | 36.602 | 248.9 | 36:33.051 |
| 15 | 3 | 2:55.551 B | 40.492 | 1:21.215 | 53.844 | 251.6 | 39:28.602 |
| 16 | 3 | 10:46.504 | 9:00.267 | 1:08.449 | 37.788 | 246.3 | 50:15.106 |
| 17 | 3 | 2:23.509 | 40.888 | 1:05.748 | 36.873 | 254.3 | 52:38.615 |
| 18 | 3 | 2:22.617 | 40.554 | 1:05.429 | 36.634 | 255.7 | 55:01.232 |
| 19 | 3 | 2:30.536 B | 40.468 | 1:06.428 | 43.640 | 257.1 | 57:31.768 |
| 20 | 1 | 4:24.835 | 2:41.751 | 1:06.185 | 36.899 | 245.0 | 1:01:56.603 |
| 21 | 1 | 2:24.080 | 40.055 | 1:05.595 | 38.430 | 260.0 | 1:04:20.683 |
| 22 | 1 | 2:21.105 | 39.848 | 1:04.962 | 36.295 | 262.9 | 1:06:41.788 |
| 23 | 1 | 2:20.857 | 40.099 | 1:04.548 | 36.210 | 257.1 | 1:09:02.645 |
| 24 | 1 | 2:21.052 | 40.089 | 1:04.605 | 36.358 | 258.6 | 1:11:23.697 |
| 25 | 1 | 2:21.485 | 40.182 | 1:04.830 | 36.473 | 258.6 | 1:13:45.182 |
| 26 | 1 | 2:21.924 | 39.972 | 1:04.921 | 37.031 | 260.0 | 1:16:07.106 |
| 27 | 1 | 2:23.080 | 40.173 | 1:05.866 | 37.041 | 264.4 | 1:18:30.186 |
| 28 | 1 | 5:21.839 B | 1:40.216 | 2:09.381 | 1:32.242 | 79.3 | 1:23:52.025 |


| 67 Ford Chip Ganassi Team UK | | Ford GT | |
|------------------------------|--|-------------------|--|
| 1.Marino FRANCHITTI | | LMGTE Pro | |
| 2.Andy PRIAULX | | 3.Harry TINCKNELL | |



FIA WEC
6 Hours of Spa-Francorchamps
Free Practice 2
Sector Analysis

Personal Best Session Best B Crossing the finish line in pit lane


| Lap | D | Time | Sector 1 | Sector 2 | Sector 3 | T. Spd | Elapsed | Lap | D | Time | Sector 1 | Sector 2 | Sector 3 | T. Spd | Elapsed |
|---|---|-------------|----------|----------|----------|--------|-------------|---|---|------------|----------|----------|----------|--------|-------------|
| 1 | 2 | 2:27.667 | 43.212 | 1:07.164 | 37.291 | 235.2 | 2:27.667 | 30 | 1 | 3:14.784 | 39.945 | 1:09.872 | 1:24.967 | 260.0 | 1:20:10.230 |
| 2 | 2 | 2:24.123 | 40.580 | 1:04.524 | 39.019 | 255.7 | 4:51.790 | 31 | 1 | 5:21.654 B | 1:40.544 | 2:08.591 | 1:32.519 | 80.3 | 1:25:31.884 |
| 3 | 2 | 2:31.075 B | 41.559 | 1:05.943 | 43.573 | 243.8 | 7:22.865 | 77 Dempsey - Proton Racing Porsche 911 RSR (2016) | | | | | | | |
| 4 | 2 | 3:41.703 | 1:54.003 | 1:09.773 | 37.927 | 154.5 | 11:04.568 | 1.Richard LIETZ LMGTE Pro | | | | | | | |
| 5 | 2 | 2:20.525 | 40.229 | 1:03.792 | 36.504 | 257.1 | 13:25.093 | 2.Michael CHRISTENSEN | | | | | | | |
| 6 | 2 | 2:20.699 | 40.188 | 1:03.835 | 36.676 | 253.0 | 15:45.792 | 1 | 2 | 4:22.935 | 2:39.485 | 1:06.159 | 37.291 | 242.5 | 4:22.935 |
| 7 | 2 | 2:20.824 | 40.014 | 1:04.043 | 36.767 | 258.6 | 18:06.616 | 2 | 2 | 2:21.551 | 40.474 | 1:03.870 | 37.207 | 251.6 | 6:44.486 |
| 8 | 2 | 2:21.106 | 39.997 | 1:04.344 | 36.765 | 260.0 | 20:27.722 | 3 | 2 | 2:21.284 | 40.582 | 1:04.551 | 36.151 | 253.0 | 9:05.770 |
| 9 | 2 | 2:28.398 B | 40.273 | 1:05.876 | 42.249 | 255.7 | 22:56.120 | 4 | 2 | 2:22.226 | 40.743 | 1:05.070 | 36.413 | 251.6 | 11:27.996 |
| 10 | 2 | 4:11.768 | 2:30.721 | 1:04.268 | 36.779 | 254.3 | 27:07.888 | 5 | 2 | 2:21.775 | 40.781 | 1:04.619 | 36.375 | 251.6 | 13:49.771 |
| 11 | 2 | 2:20.947 | 40.125 | 1:04.414 | 36.408 | 258.6 | 29:28.835 | 6 | 2 | 2:29.796 B | 40.555 | 1:04.543 | 44.698 | 253.0 | 16:19.567 |
| 12 | 2 | 2:20.395 | 40.021 | 1:04.129 | 36.245 | 257.1 | 31:49.230 | 7 | 2 | 7:38.629 | 5:56.308 | 1:05.343 | 36.978 | 248.9 | 23:58.196 |
| 13 | 2 | 2:28.963 B | 40.620 | 1:05.326 | 43.017 | 254.3 | 34:18.193 | 8 | 2 | 2:21.787 | 40.665 | 1:04.773 | 36.349 | 253.0 | 26:19.983 |
| 14 | 3 | 11:02.740 | 9:17.635 | 1:07.967 | 37.138 | 241.2 | 45:20.933 | 9 | 2 | 2:23.539 | 40.522 | 1:06.266 | 36.751 | 254.3 | 28:43.522 |
| 15 | 3 | 2:22.352 | 40.670 | 1:05.057 | 36.625 | 254.3 | 47:43.285 | 10 | 2 | 2:26.636 | 40.999 | 1:06.139 | 39.498 | 251.6 | 31:10.158 |
| 16 | 3 | 2:21.915 | 40.602 | 1:04.104 | 37.209 | 257.1 | 50:05.200 | 11 | 2 | 2:29.384 B | 40.801 | 1:05.501 | 43.082 | 253.0 | 33:39.542 |
| 17 | 3 | 2:21.477 | 40.477 | 1:04.596 | 36.404 | 255.7 | 52:26.677 | 12 | 1 | 7:50.454 | 6:01.548 | 1:09.092 | 39.814 | 232.8 | 41:29.996 |
| 18 | 3 | 2:21.357 | 40.163 | 1:04.593 | 36.601 | 257.1 | 54:48.034 | 13 | 1 | 2:25.102 | 41.048 | 1:06.423 | 37.631 | 253.0 | 43:55.098 |
| 19 | 3 | 2:29.092 B | 40.445 | 1:05.427 | 43.220 | 255.7 | 57:17.126 | 14 | 1 | 2:23.714 | 40.776 | 1:06.069 | 36.869 | 254.3 | 46:18.812 |
| 20 | 3 | 11:29.558 B | 1:30.550 | 1:06.152 | 8:52.856 | 254.3 | 1:08:46.684 | 15 | 1 | 2:34.131 B | 40.612 | 1:08.214 | 45.305 | 227.2 | 48:52.943 |
| 21 | 1 | 4:01.032 | 2:17.229 | 1:06.581 | 37.222 | 214.7 | 1:12:47.716 | 16 | 1 | 6:32.553 | 4:49.848 | 1:05.743 | 36.962 | 246.3 | 55:25.496 |
| 22 | 1 | 2:24.042 | 41.201 | 1:05.894 | 36.947 | 250.3 | 1:15:11.758 | 17 | 1 | 2:21.887 | 40.521 | 1:04.780 | 36.586 | 253.0 | 57:47.383 |
| 23 | 1 | 2:22.750 | 41.233 | 1:05.205 | 36.312 | 255.7 | 1:17:34.508 | 18 | 1 | 2:21.150 | 40.619 | 1:04.470 | 36.061 | 253.0 | 1:00:08.533 |
| 24 | 1 | 3:58.665 | 40.657 | 1:52.127 | 1:25.881 | 253.0 | 1:21:33.173 | 19 | 1 | 2:22.067 | 40.428 | 1:05.334 | 36.305 | 257.1 | 1:02:30.600 |
| 25 | 1 | 5:22.346 B | 1:41.685 | 2:10.005 | 1:30.656 | 79.6 | 1:26:55.519 | 20 | 1 | 2:23.014 | 40.534 | 1:05.401 | 37.079 | 254.3 | 1:04:53.614 |
| 71 AF Corse Ferrari 488 GTE | | | | | | | | 78 KCMG Porsche 911 RSR | | | | | | | |
| 1.Davide RIGON LMGTE Pro | | | | | | | | 1.Christian RIED 3.Joël CAMATHIAS LMGTE Am | | | | | | | |
| 2.Sam BIRD | | | | | | | | 2.Wolf HENZLER | | | | | | | |
| 1 | 2 | 2:47.111 | 1:03.516 | 1:06.022 | 37.573 | 229.4 | 2:47.111 | 1 | 2 | 3:03.860 | 1:20.183 | 1:06.964 | 36.713 | 228.3 | 3:03.860 |
| 2 | 2 | 2:23.155 | 40.870 | 1:05.862 | 36.423 | 251.6 | 5:10.266 | 2 | 2 | 2:29.800 | 40.355 | 1:12.708 | 36.737 | 235.2 | 5:33.660 |
| 3 | 2 | 2:22.274 | 40.860 | 1:05.011 | 36.403 | 255.7 | 7:32.540 | 3 | 2 | 2:21.758 | 40.176 | 1:05.467 | 36.115 | 258.6 | 7:55.418 |
| 4 | 2 | 2:23.117 | 40.175 | 1:06.630 | 36.312 | 255.7 | 9:55.657 | 4 | 2 | 2:23.143 | 40.313 | 1:06.254 | 36.576 | 257.1 | 10:18.561 |
| 5 | 2 | 2:21.650 | 40.118 | 1:05.181 | 36.351 | 257.1 | 12:17.307 | 5 | 2 | 2:22.768 | 40.303 | 1:05.738 | 36.727 | 257.1 | 12:41.329 |
| 6 | 2 | 2:30.493 B | 40.271 | 1:06.653 | 43.569 | 255.7 | 14:47.800 | 6 | 2 | 2:24.170 | 40.218 | 1:06.569 | 37.383 | 257.1 | 15:05.499 |
| 7 | 2 | 4:04.160 | 2:22.082 | 1:05.914 | 36.164 | 253.0 | 18:51.960 | 7 | 2 | 2:31.487 B | 40.350 | 1:07.034 | 44.103 | 250.3 | 17:36.986 |
| 8 | 2 | 2:28.885 | 42.563 | 1:08.140 | 38.182 | 210.8 | 21:20.845 | 8 | 3 | 3:40.237 | 1:55.259 | 1:07.139 | 37.839 | 236.4 | 21:17.223 |
| 9 | 2 | 2:23.345 | 41.473 | 1:05.634 | 36.238 | 254.3 | 23:44.190 | 9 | 3 | 2:25.550 | 41.026 | 1:07.054 | 37.470 | 251.6 | 23:42.773 |
| 10 | 2 | 2:22.049 | 40.073 | 1:05.938 | 36.038 | 257.1 | 26:06.239 | 10 | 3 | 2:25.735 | 41.156 | 1:06.936 | 37.643 | 253.0 | 26:08.508 |
| 11 | 2 | 2:19.649 | 39.990 | 1:03.728 | 35.931 | 257.1 | 28:25.888 | 11 | 3 | 2:36.943 B | 40.906 | 1:09.592 | 46.445 | 255.7 | 28:45.451 |
| 12 | 2 | 2:27.610 B | 40.247 | 1:04.085 | 43.278 | 257.1 | 30:53.498 | 12 | 3 | 15:58.054 | ... | 1:07.011 | 37.631 | 248.9 | 44:43.505 |
| 13 | 2 | 4:26.350 | 2:41.008 | 1:08.303 | 37.039 | 241.2 | 35:19.848 | 13 | 3 | 2:25.007 | 40.861 | 1:06.560 | 37.586 | 255.7 | 47:08.512 |
| 14 | 2 | 2:19.219 | 40.008 | 1:03.358 | 35.853 | 254.3 | 37:39.067 | 14 | 3 | 2:28.368 | 40.856 | 1:09.080 | 38.432 | 238.8 | 49:36.880 |
| 15 | 2 | 2:25.314 | 40.581 | 1:07.310 | 37.423 | 253.0 | 40:04.381 | 15 | 3 | 2:36.822 B | 41.028 | 1:09.105 | 46.689 | 242.5 | 52:13.702 |
| 16 | 2 | 2:29.055 B | 40.157 | 1:04.833 | 44.065 | 255.7 | 42:33.436 | 16 | 3 | 2:25.031 | 3:39.411 | 1:05.968 | 40.652 | 245.0 | 57:39.733 |
| 17 | 2 | 2:12.023 B | ... | ... | ... | ... | 44:45.459 | 17 | 3 | 2:23.768 | 40.929 | 1:05.901 | 36.938 | 255.7 | 1:00:03.501 |
| 18 | 2 | 4:55.066 | 3:13.312 | 1:04.630 | 37.124 | 240.0 | 49:40.525 | 18 | 3 | 2:23.320 | 40.706 | 1:05.342 | 37.272 | 254.3 | 1:02:26.821 |
| 19 | 2 | 2:20.183 | 40.083 | 1:04.034 | 36.066 | 258.6 | 52:00.708 | 19 | 3 | 2:23.341 | 40.839 | 1:05.485 | 37.017 | 254.3 | 1:04:50.162 |
| 20 | 2 | 2:20.526 | 40.281 | 1:03.895 | 36.350 | 254.3 | 54:21.234 | 20 | 3 | 2:24.117 | 40.961 | 1:05.762 | 37.394 | 255.7 | 1:07:14.279 |
| 21 | 2 | 2:27.200 B | 40.006 | 1:03.628 | 43.566 | 257.1 | 56:48.434 | 21 | 3 | 2:23.859 | 40.536 | 1:06.149 | 37.174 | 257.1 | 1:09:38.138 |
| 22 | 1 | 3:41.542 | 1:56.812 | 1:05.976 | 38.754 | 253.0 | 1:00:29.976 | 22 | 3 | 9:27.604 B | 40.654 | 1:06.786 | 7:40.164 | 228.3 | 1:19:05.742 |
| 23 | 1 | 2:21.049 | 40.337 | 1:04.758 | 35.954 | 257.1 | 1:02:51.025 | 23 | 1 | 6:51.386 B | 3:12.340 | 2:08.028 | 1:31.018 | 79.7 | 1:25:57.128 |
| 24 | 1 | 2:20.273 | 40.129 | 1:04.240 | 35.904 | 258.6 | 1:05:11.298 | | | | | | | | |
| 25 | 1 | 2:21.072 | 40.025 | 1:04.515 | 36.532 | 261.5 | 1:07:32.370 | | | | | | | | |
| 26 | 1 | 2:20.635 | 39.913 | 1:04.881 | 35.841 | 260.0 | 1:09:53.005 | | | | | | | | |
| 27 | 1 | 2:21.439 | 39.695 | 1:05.489 | 36.255 | 261.5 | 1:12:14.444 | | | | | | | | |
| 28 | 1 | 2:20.966 | 39.949 | 1:04.807 | 36.210 | 257.1 | 1:14:35.410 | | | | | | | | |
| 29 | 1 | 2:20.036 | 39.794 | 1:04.378 | 35.864 | 261.5 | 1:16:55.446 | | | | | | | | |



FIA WEC
6 Hours of Spa-Francorchamps
Free Practice 2
Sector Analysis

Personal Best Session Best B Crossing the finish line in pit lane

| Lap | D | Time | Sector 1 | Sector 2 | Sector 3 | T. Spd | Elapsed | Lap | D | Time | Sector 1 | Sector 2 | Sector 3 | T. Spd | Elapsed | |
|-----------|---|------------|------------|----------|----------|----------|-------------|--------------------------------------|----|------|-------------|----------|----------|----------|---------|-------------|
| 83 | AF Corse 1. François PERRODO 2. Emmanuel COLLARD | | | | | | | Ferrari F458 Italia LMGTE Am | | | | | | | | |
| | 3. Rui AGUAS | | | | | | | | | | | | | | | |
| | 1 | 3 | 2:40.773 | 53.776 | 1:09.185 | 37.812 | 247.6 | 2:40.773 | 22 | 3 | 8:12.876 | 6:30.196 | 1:06.082 | 36.598 | 253.0 | 1:07:33.094 |
| | 2 | 3 | 2:25.153 | 41.586 | 1:06.645 | 36.922 | 251.6 | 5:05.926 | 23 | 3 | 2:23.344 | 40.234 | 1:06.454 | 36.656 | 253.0 | 1:09:56.438 |
| | 3 | 3 | 2:23.645 | 40.755 | 1:05.817 | 37.073 | 255.7 | 7:29.571 | 24 | 3 | 2:21.789 | 40.205 | 1:04.547 | 37.037 | 257.1 | 1:12:18.227 |
| | 4 | 3 | 2:23.188 | 40.423 | 1:05.644 | 37.121 | 255.7 | 9:52.759 | 25 | 3 | 2:20.979 | 39.989 | 1:04.569 | 36.421 | 258.6 | 1:14:39.206 |
| | 5 | 3 | 2:31.094 B | 40.199 | 1:05.894 | 45.001 | 257.1 | 12:23.853 | 26 | 3 | 2:28.195 B | 40.293 | 1:05.145 | 42.757 | 257.1 | 1:17:07.401 |
| | 6 | 3 | 3:36.774 | 1:50.392 | 1:06.301 | 40.081 | 253.0 | 16:00.627 | 27 | 1 | 10:42.069 B | 6:57.372 | 2:09.353 | 1:35.344 | 79.9 | 1:27:49.470 |
| | 7 | 3 | 2:34.288 B | 42.090 | 1:07.130 | 45.068 | 254.3 | 18:34.915 | | | | | | | | |
| | 8 | 3 | 3:55.936 | 2:13.265 | 1:05.883 | 36.788 | 253.0 | 22:30.851 | | | | | | | | |
| | 9 | 3 | 2:21.817 | 40.148 | 1:05.313 | 36.356 | 257.1 | 24:52.668 | | | | | | | | |
| | 10 | 3 | 2:21.528 | 40.336 | 1:05.041 | 36.151 | 255.7 | 27:14.196 | | | | | | | | |
| | 11 | 3 | 2:20.130 | 40.210 | 1:04.560 | 35.360 | 257.1 | 29:34.326 | | | | | | | | |
| | 12 | 3 | 2:28.529 B | 40.613 | 1:04.839 | 43.077 | 255.7 | 32:02.855 | | | | | | | | |
| | 13 | 1 | 5:35.874 | 3:50.433 | 1:08.279 | 37.162 | 253.0 | 37:38.729 | | | | | | | | |
| | 14 | 1 | 2:26.451 | 42.012 | 1:07.394 | 37.045 | 255.7 | 40:05.180 | | | | | | | | |
| | 15 | 1 | 2:27.207 | 41.267 | 1:07.461 | 38.479 | 255.7 | 42:32.387 | | | | | | | | |
| | 16 | 1 | 2:25.450 | 41.069 | 1:07.261 | 37.120 | 255.7 | 44:57.837 | | | | | | | | |
| | 17 | 1 | 2:25.943 | 40.994 | 1:07.673 | 37.276 | 255.7 | 47:23.780 | | | | | | | | |
| | 18 | 1 | 2:34.718 B | 40.940 | 1:08.109 | 45.669 | 255.7 | 49:58.498 | | | | | | | | |
| | 19 | 1 | 3:05.415 | 1:22.527 | 1:06.359 | 36.529 | 251.6 | 53:03.913 | | | | | | | | |
| | 20 | 1 | 2:23.595 | 40.708 | 1:06.226 | 36.661 | 255.7 | 55:27.508 | | | | | | | | |
| | 21 | 1 | 2:25.688 | 40.702 | 1:07.996 | 36.990 | 255.7 | 57:53.196 | | | | | | | | |
| | 22 | 1 | 2:24.079 | 40.799 | 1:06.547 | 36.733 | 254.3 | 1:00:17.275 | | | | | | | | |
| | 23 | 1 | 2:23.843 | 40.790 | 1:06.547 | 36.506 | 254.3 | 1:02:41.118 | | | | | | | | |
| | 24 | 1 | 2:23.824 | 40.673 | 1:06.409 | 36.742 | 248.9 | 1:05:04.942 | | | | | | | | |
| | 25 | 1 | 2:34.257 B | 40.868 | 1:07.760 | 45.629 | 255.7 | 1:07:39.199 | | | | | | | | |
| | 26 | 2 | 4:22.072 | 2:39.029 | 1:06.175 | 36.868 | 250.3 | 1:12:01.271 | | | | | | | | |
| | 27 | 2 | 2:22.193 | 40.774 | 1:05.006 | 36.413 | 253.0 | 1:14:23.464 | | | | | | | | |
| | 28 | 2 | 2:22.431 | 40.482 | 1:05.026 | 36.923 | 254.3 | 1:16:45.895 | | | | | | | | |
| | 29 | 2 | 3:20.961 B | 40.605 | 1:06.197 | 1:34.159 | 257.1 | 1:20:06.856 | | | | | | | | |
| 30 | 2 | 7:05.556 B | 3:20.868 | 2:09.211 | 1:35.477 | 80.1 | 1:27:12.412 | | | | | | | | | |
| 86 | Gulf Racing 1. Michael WAINWRIGHT 2. Adam CARROLL | | | | | | | Porsche 911 RSR LMGTE Am | | | | | | | | |
| | 3. Ben BARKER | | | | | | | | | | | | | | | |
| | 1 | 2 | 3:54.072 | 2:03.797 | 1:13.456 | 36.819 | 235.2 | 3:54.072 | | | | | | | | |
| | 2 | 2 | 2:21.255 | 40.395 | 1:04.948 | 35.912 | 251.6 | 6:15.327 | | | | | | | | |
| | 3 | 2 | 2:20.397 | 40.196 | 1:04.402 | 35.799 | 257.1 | 8:35.724 | | | | | | | | |
| | 4 | 2 | 2:20.626 | 40.027 | 1:04.495 | 36.104 | 257.1 | 10:56.350 | | | | | | | | |
| | 5 | 2 | 2:33.388 B | 40.273 | 1:08.471 | 44.644 | 257.1 | 13:29.738 | | | | | | | | |
| | 6 | 1 | 5:11.000 | 3:21.187 | 1:09.198 | 40.615 | 246.3 | 18:40.738 | | | | | | | | |
| | 7 | 1 | 2:30.419 | 42.813 | 1:08.560 | 39.046 | 246.3 | 21:11.157 | | | | | | | | |
| | 8 | 1 | 2:30.400 | 42.732 | 1:08.360 | 39.308 | 248.9 | 23:41.557 | | | | | | | | |
| | 9 | 1 | 2:30.243 | 42.640 | 1:09.040 | 38.563 | 234.0 | 26:11.800 | | | | | | | | |
| | 10 | 1 | 2:28.669 | 41.886 | 1:08.237 | 38.546 | 251.6 | 28:40.469 | | | | | | | | |
| | 11 | 1 | 2:29.533 | 41.986 | 1:08.033 | 39.514 | 250.3 | 31:10.002 | | | | | | | | |
| | 12 | 1 | 2:29.577 | 42.380 | 1:08.903 | 38.294 | 251.6 | 33:39.579 | | | | | | | | |
| | 13 | 1 | 2:27.728 | 41.778 | 1:07.907 | 38.043 | 251.6 | 36:07.307 | | | | | | | | |
| | 14 | 1 | 2:27.474 | 41.874 | 1:07.510 | 38.090 | 251.6 | 38:34.781 | | | | | | | | |
| | 15 | 1 | 2:29.537 | 42.222 | 1:08.401 | 38.914 | 251.6 | 41:04.318 | | | | | | | | |
| | 16 | 1 | 2:28.689 | 42.226 | 1:08.313 | 38.150 | 251.6 | 43:33.007 | | | | | | | | |
| | 17 | 1 | 2:28.081 | 42.013 | 1:07.967 | 38.101 | 246.3 | 46:01.088 | | | | | | | | |
| | 18 | 1 | 3:49.024 B | 41.827 | 2:20.018 | 47.179 | 250.3 | 49:50.112 | | | | | | | | |
| 19 | 3 | 4:37.513 | 2:51.335 | 1:08.604 | 37.574 | 236.4 | 54:27.625 | | | | | | | | | |
| 20 | 3 | 2:24.057 | 41.051 | 1:06.196 | 36.810 | 254.3 | 56:51.682 | | | | | | | | | |
| 21 | 3 | 2:28.536 B | 40.612 | 1:05.360 | 42.564 | 254.3 | 59:20.218 | | | | | | | | | |
| 88 | Abu Dhabi-Proton Racing 1. Khaled AL QUBAISI 2. David HEINEMEIER HANSSON | | | | | | | Porsche 911 RSR LMGTE Am | | | | | | | | |
| | 3. Patrick LONG | | | | | | | | | | | | | | | |
| | 1 | 3 | 2:48.381 | 1:01.630 | 1:06.914 | 39.837 | 250.3 | 2:48.381 | | | | | | | | |
| | 2 | 3 | 2:23.408 | 40.464 | 1:06.018 | 36.926 | 257.1 | 5:11.789 | | | | | | | | |
| | 3 | 3 | 2:22.890 | 40.877 | 1:05.587 | 36.426 | 260.0 | 7:34.679 | | | | | | | | |
| | 4 | 3 | 2:22.784 | 40.629 | 1:05.769 | 36.386 | 257.1 | 9:57.463 | | | | | | | | |
| | 5 | 3 | 2:32.628 B | 41.230 | 1:06.988 | 44.410 | 257.1 | 12:30.091 | | | | | | | | |
| | 6 | 3 | 5:12.000 | 3:26.512 | 1:07.818 | 37.670 | 253.0 | 17:42.091 | | | | | | | | |
| | 7 | 3 | 2:24.149 | 40.707 | 1:06.780 | 36.662 | 255.7 | 20:06.240 | | | | | | | | |
| | 8 | 3 | 2:24.099 | 40.813 | 1:06.375 | 36.911 | 255.7 | 22:30.339 | | | | | | | | |
| | 9 | 3 | 2:24.613 | 40.493 | 1:07.364 | 36.756 | 257.1 | 24:54.952 | | | | | | | | |
| | 10 | 3 | 2:23.778 | 40.379 | 1:06.517 | 36.882 | 257.1 | 27:18.730 | | | | | | | | |
| | 11 | 3 | 2:33.260 B | 40.708 | 1:07.537 | 45.015 | 257.1 | 29:51.990 | | | | | | | | |
| | 12 | 2 | 4:23.869 | 2:40.347 | 1:06.757 | 36.765 | 246.3 | 34:15.859 | | | | | | | | |
| | 13 | 2 | 2:23.170 | 40.706 | 1:05.703 | 36.761 | 255.7 | 36:39.029 | | | | | | | | |
| | 14 | 2 | 2:24.754 | 40.997 | 1:07.329 | 36.428 | 254.3 | 39:03.783 | | | | | | | | |
| | 15 | 2 | 2:26.888 | 40.719 | 1:09.239 | 36.930 | 255.7 | 41:30.671 | | | | | | | | |
| | 16 | 2 | 2:27.331 | 40.988 | 1:06.754 | 39.589 | 257.1 | 43:58.002 | | | | | | | | |
| | 17 | 2 | 2:23.850 | 41.084 | 1:06.269 | 36.497 | 257.1 | 46:21.852 | | | | | | | | |
| | 18 | 2 | 2:24.039 | 40.662 | 1:06.105 | 37.272 | 257.1 | 48:45.891 | | | | | | | | |
| 19 | 2 | 2:23.430 | 40.908 | 1:05.884 | 36.638 | 255.7 | 51:09.321 | | | | | | | | | |
| 20 | 2 | 2:23.494 | 40.724 | 1:05.901 | 36.869 | 254.3 | 53:32.815 | | | | | | | | | |
| 21 | 2 | 2:31.351 B | 40.700 | 1:05.820 | 44.831 | 257.1 | 56:04.166 | | | | | | | | | |
| 22 | 1 | 4:03.051 | 2:15.428 | 1:08.982 | 38.641 | 219.7 | 1:00:07.217 | | | | | | | | | |
| 23 | 1 | 2:27.579 | 41.356 | 1:08.434 | 37.789 | 254.3 | 1:02:34.796 | | | | | | | | | |
| 24 | 1 | 2:28.419 | 41.580 | 1:08.979 | 37.860 | 254.3 | 1:05:03.215 | | | | | | | | | |
| 25 | 1 | 2:27.984 | 41.208 | 1:08.536 | 38.240 | 240.0 | 1:07:31.199 | | | | | | | | | |
| 26 | 1 | 2:26.972 | 40.948 | 1:08.531 | 37.493 | 257.1 | 1:09:58.171 | | | | | | | | | |
| 27 | 1 | 2:26.240 | 41.028 | 1:07.550 | 37.662 | 255.7 | 1:12:24.411 | | | | | | | | | |
| 28 | 1 | 2:25.777 | 41.041 | 1:07.517 | 37.219 | 253.0 | 1:14:50.188 | | | | | | | | | |
| 29 | 1 | 2:25.146 | 40.966 | 1:06.947 | 37.233 | 255.7 | 1:17:15.334 | | | | | | | | | |
| 30 | 1 | 3:44.077 | 41.002 | 1:37.417 | 1:25.658 | 253.0 | 1:20:59.411 | | | | | | | | | |
| 31 | 1 | 5:22.706 B | 1:43.714 | 2:09.122 | 1:29.870 | 80.0 | 1:26:22.117 | | | | | | | | | |
| 95 | Aston Martin Racing 1. Nicki THIMM 2. Marco SØRENSEN | | | | | | | Aston Martin Vantage V8 LMGTE Pro | | | | | | | | |
| | 3. Darren TURNER | | | | | | | | | | | | | | | |
| | 1 | 3 | 3:48.848 | 2:05.892 | 1:06.957 | 35.999 | 250.3 | 3:48.848 | | | | | | | | |
| | 2 | 3 | 2:22.662 | 40.498 | 1:05.828 | 36.336 | 262.9 | 6:11.510 | | | | | | | | |
| | 3 | 3 | 2:22.452 | 40.031 | 1:06.066 | 36.355 | 265.9 | 8:33.962 | | | | | | | | |
| | 4 | 3 | 2:31.705 B | 40.988 | 1:07.480 | 43.237 | 250.3 | 11:05.667 | | | | | | | | |
| | 5 | 3 | 5:22.696 | 3:41.432 | 1:05.569 | 35.695 | 253.0 | 16:28.363 | | | | | | | | |
| | 6 | 3 | 2:20.110 | 39.631 | 1:04.842 | 35.637 | 264.4 | 18:48.473 | | | | | | | | |
| | 7 | 3 | 2:20.100 | 39.783 | 1:04.418 | 35.899 | 267.4 | 21:08.573 | | | | | | | | |
| | 8 | 3 | 2:19.424 | 39.601 | 1:04.179 | 35.644 | 267.4 | 23:27.997 | | | | | | | | |
| | 9 | 3 | 2:26.013 B | 39.665 | 1:04.304 | 42.044 | 267.4 | 25:54.010 | | | | | | | | |
| | 10 | 3 | 4:50.242 | 3:08.475 | 1:05.946 | 35.821 | 241.2 | 30:44.252 | | | | | | | | |
| | 11 | 3 | 2:20.666 | 39.912 | 1:04.875 | 35.879 | 265.9 | 33:04.918 | | | | | | | | |
| | 12 | 3 | 2:20.988 | 39.935 | 1:05.172 | 35.881 | 269.0 | 35:25.906 | | | | | | | | |
| 13 | 3 | 2:20.641 | 39.749 | 1:05.280 | 35.612 | 265.9 | 37:46.547 | | | | | | | | | |
| 14 | 3 | 2:27.658 B | 39.745 | 1:05.205 | 42.708 | 267.4 | 40:14.205 | | | | | | | | | |



FIA WEC
6 Hours of Spa-Francorchamps
Free Practice 2
Sector Analysis

■ Personal Best ■ Session Best **B** Crossing the finish line in pit lane

| Lap | D | Time | Sector 1 | Sector 2 | Sector 3 | T. Spd | Elapsed | Lap | D | Time | Sector 1 | Sector 2 | Sector 3 | T. Spd | Elapsed |
|-----|---|-------------------|----------|----------|----------|--------|-------------|-----|---|-------------------|----------|----------|----------|--------|-----------|
| 15 | 1 | 4:52.157 | 3:09.209 | 1:05.634 | 37.314 | 258.6 | 45:06.362 | 10 | 2 | 2:28.376 B | 40.302 | 1:04.756 | 43.318 | 257.1 | 35:15.840 |
| 16 | 1 | 2:21.594 | 40.228 | 1:05.156 | 36.210 | 265.9 | 47:27.956 | 11 | 1 | 4:15.676 | 2:30.632 | 1:07.942 | 37.102 | 227.2 | 39:31.516 |
| 17 | 1 | 2:21.710 | 40.257 | 1:05.173 | 36.280 | 269.0 | 49:49.666 | 12 | 1 | 2:25.866 | 41.112 | 1:06.862 | 37.892 | 255.7 | 41:57.382 |
| 18 | 1 | 2:20.664 | 39.824 | 1:04.767 | 36.073 | 269.0 | 52:10.330 | 13 | 1 | 2:23.905 | 40.756 | 1:06.290 | 36.859 | 255.7 | 44:21.287 |
| 19 | 1 | 2:20.270 | 39.699 | 1:04.760 | 35.811 | 269.0 | 54:30.600 | 14 | 1 | 2:24.649 | 40.871 | 1:06.523 | 37.255 | 257.1 | 46:45.936 |
| 20 | 1 | 2:27.565 B | 39.683 | 1:05.297 | 42.585 | 265.9 | 56:58.165 | 15 | 1 | 2:25.441 | 41.070 | 1:07.445 | 36.926 | 255.7 | 49:11.377 |
| 21 | 1 | 14:53.267 | ... | 1:05.767 | 36.566 | 245.0 | 1:11:51.432 | 16 | 1 | 2:33.388 B | 41.166 | 1:06.409 | 45.813 | 257.1 | 51:44.765 |
| 22 | 1 | 2:21.284 | 39.856 | 1:05.215 | 36.213 | 265.9 | 1:14:12.716 | 17 | 1 | 2:54.069 | 1:10.457 | 1:06.417 | 37.195 | 254.3 | 54:38.834 |
| 23 | 1 | 2:21.014 | 39.704 | 1:05.048 | 36.262 | 269.0 | 1:16:33.730 | 18 | 1 | 2:24.533 | 41.058 | 1:06.501 | 36.974 | 254.3 | 57:03.367 |
| 24 | 1 | 3:03.022 B | 39.910 | 1:05.366 | 1:17.746 | 269.0 | 1:19:36.752 | 19 | 1 | 2:26.051 | 40.678 | 1:07.535 | 37.838 | 255.7 | 59:29.418 |

| 97 | | Aston Martin Racing | | | Aston Martin Vantage V8 | | |
|----|---|---------------------|----------|------------------|-------------------------|-----------|-------------|
| | | 1. Richie STANAWAY | | 3. Jonathan ADAM | | LMGTE Pro | |
| | | 2. Fernando REES | | | | | |
| 1 | 1 | 2:58.996 | 1:06.200 | 1:12.314 | 40.482 | 240.0 | 2:58.996 |
| 2 | 1 | 2:20.438 | 40.367 | 1:04.352 | 35.719 | 262.9 | 5:19.434 |
| 3 | 1 | 2:19.479 | 39.490 | 1:03.725 | 36.264 | 267.4 | 7:38.913 |
| 4 | 1 | 2:18.967 | 39.495 | 1:03.825 | 35.647 | 267.4 | 9:57.880 |
| 5 | 1 | 2:20.588 | 39.481 | 1:04.479 | 36.628 | 269.0 | 12:18.468 |
| 6 | 1 | 2:20.279 | 39.444 | 1:04.795 | 36.040 | 272.1 | 14:38.747 |
| 7 | 1 | 2:29.428 B | 39.875 | 1:05.989 | 43.564 | 264.4 | 17:08.175 |
| 8 | 1 | 4:02.191 | 2:20.825 | 1:05.169 | 36.197 | 265.9 | 21:10.366 |
| 9 | 1 | 2:19.773 | 39.444 | 1:04.706 | 35.623 | 269.0 | 23:30.139 |
| 10 | 1 | 2:19.203 | 39.375 | 1:04.350 | 35.478 | 269.0 | 25:49.342 |
| 11 | 1 | 2:19.211 | 39.373 | 1:04.272 | 35.566 | 269.0 | 28:08.553 |
| 12 | 1 | 2:20.202 | 39.560 | 1:04.664 | 35.978 | 270.5 | 30:28.755 |
| 13 | 1 | 2:19.937 | 39.378 | 1:04.962 | 35.597 | 269.0 | 32:48.692 |
| 14 | 1 | 2:27.733 B | 39.663 | 1:05.117 | 42.953 | 270.5 | 35:16.425 |
| 15 | 3 | 3:48.738 | 2:04.929 | 1:07.049 | 36.760 | 247.6 | 39:05.163 |
| 16 | 3 | 2:23.722 | 39.899 | 1:06.459 | 37.364 | 264.4 | 41:28.885 |
| 17 | 3 | 2:21.520 | 40.040 | 1:05.599 | 35.881 | 265.9 | 43:50.405 |
| 18 | 3 | 2:22.130 | 39.798 | 1:05.213 | 37.119 | 265.9 | 46:12.535 |
| 19 | 3 | 2:22.244 | 39.729 | 1:06.400 | 36.115 | 269.0 | 48:34.779 |
| 20 | 3 | 2:21.267 | 39.680 | 1:05.691 | 35.896 | 267.4 | 50:56.046 |
| 21 | 3 | 2:21.936 | 39.865 | 1:05.467 | 36.604 | 264.4 | 53:17.982 |
| 22 | 3 | 2:21.445 | 39.777 | 1:05.446 | 36.222 | 265.9 | 55:39.427 |
| 23 | 3 | 2:21.199 | 39.772 | 1:05.599 | 35.828 | 267.4 | 58:00.626 |
| 24 | 3 | 2:21.258 | 39.620 | 1:05.722 | 35.916 | 267.4 | 1:00:21.884 |
| 25 | 3 | 2:22.893 | 39.605 | 1:06.346 | 36.942 | 265.9 | 1:02:44.777 |
| 26 | 3 | 2:21.989 | 39.797 | 1:06.152 | 36.040 | 267.4 | 1:05:06.766 |
| 27 | 3 | 2:22.969 | 39.752 | 1:06.711 | 36.506 | 265.9 | 1:07:29.735 |
| 28 | 3 | 2:22.305 | 39.666 | 1:06.253 | 36.386 | 265.9 | 1:09:52.040 |
| 29 | 3 | 2:23.315 | 39.761 | 1:06.112 | 37.442 | 265.9 | 1:12:15.355 |
| 30 | 3 | 2:25.212 | 39.981 | 1:07.270 | 37.961 | 211.8 | 1:14:40.567 |
| 31 | 3 | 2:22.696 | 39.650 | 1:06.324 | 36.722 | 269.0 | 1:17:03.263 |
| 32 | 3 | 3:31.133 B | 39.838 | 1:20.257 | 1:31.038 | 265.9 | 1:20:34.396 |

| 98 | | Aston Martin Racing | | | Aston Martin Vantage V8 | | |
|----|---|---------------------|----------|------------------|-------------------------|----------|-----------|
| | | 1. Paul DALLA LANA | | 3. Mathias LAUDA | | LMGTE Am | |
| | | 2. Pedro LAMY | | | | | |
| 1 | 2 | 3:14.580 | 1:25.547 | 1:11.087 | 37.946 | 240.0 | 3:14.580 |
| 2 | 2 | 2:21.437 | 40.407 | 1:04.889 | 36.141 | 254.3 | 5:36.017 |
| 3 | 2 | 2:21.786 | 40.283 | 1:04.874 | 36.629 | 257.1 | 7:57.803 |
| 4 | 2 | 2:30.114 B | 40.224 | 1:05.826 | 44.064 | 255.7 | 10:27.917 |
| 5 | 2 | 7:43.912 | 5:59.638 | 1:05.807 | 38.467 | 251.6 | 18:11.829 |
| 6 | 2 | 2:49.738 B | 40.164 | 1:21.960 | 47.614 | 257.1 | 21:01.567 |
| 7 | 2 | 7:02.548 | 5:17.252 | 1:07.957 | 37.339 | 248.9 | 28:04.115 |
| 8 | 2 | 2:22.456 | 40.960 | 1:05.335 | 36.161 | 254.3 | 30:26.571 |
| 9 | 2 | 2:20.893 | 40.327 | 1:04.543 | 36.023 | 255.7 | 32:47.464 |