


FIA WEC
6 Hours of Spa-Francorchamps
Free Practice 3
Sector Analysis

■ Personal Best ■ Session Best B Crossing the finish line in pit lane

Lap	D	Time	Sector 1	Sector 2	Sector 3	T. Spd	Elapsed	Lap	D	Time	Sector 1	Sector 2	Sector 3	T. Spd	Elapsed
1		Porsche Team		Porsche 919 Hybrid				4		Bykolles Racing Team		CLM P1/01 - AER			
		1.Timo BERNHARD		3.Brendon HARTLEY		LMP1 - H				1.Simon TRUMMER		3.James ROSSITER		LMP1	
		2.Mark WEBBER								2.Oliver WEBB					
2		Porsche Team		Porsche 919 Hybrid				5		Toyota Gazoo Racing		Toyota TS050 - Hybrid			
		1.Romain DUMAS		3.Marc LIEB		LMP1 - H				1.Anthony DAVIDSON		3.Kazuki NAKAJIMA		LMP1 - H	
		2.Neel JANI								2.Sebastien BUEMI					
1	1	2:13.518	43.590	59.458	30.470	232.8	2:13.518	1	3	2:32.765	58.514	1:01.102	33.149	237.6	2:32.765
2	1	1:56.465	32.584	54.454	29.427	296.2	4:09.983	2	3	2:05.219	35.783	57.704	31.732	298.1	4:37.984
3	1	2:30.868 B	35.021	1:18.374	37.473	273.7	6:40.851	3	3	2:25.466	35.538	1:17.472	32.456	251.6	7:03.450
4	3	5:29.160	4:02.167	56.937	30.056	267.4	12:10.011	4	3	3:04.512	50.127	1:32.434	41.951	123.5	10:07.962
5	3	1:57.274	32.533	54.978	29.763	305.9	14:07.285	5	3	2:05.489	35.285	58.587	31.617	296.2	12:13.451
6	3	1:58.611	33.278	55.481	29.852	288.9	16:05.896	6	3	2:04.406	35.237	57.318	31.851	294.3	14:17.857
7	3	2:02.806	32.977	58.468	31.361	288.9	18:08.702	7	3	2:04.239	35.271	57.145	31.823	298.1	16:22.096
8	3	1:58.829	33.237	55.578	30.014	288.9	20:07.531	8	3	2:24.718 B	35.126	1:03.076	46.516	296.2	18:46.814
9	3	1:59.085	32.891	56.093	30.101	285.4	22:06.616	9	2	7:28.122	5:51.494	1:03.252	33.376	260.0	26:14.936
10	3	1:58.355	32.979	55.409	29.967	285.4	24:04.971	10	2	2:07.092	35.859	59.074	32.159	294.3	28:22.028
11	3	2:00.512	33.432	56.571	30.509	298.1	26:05.483	11	2	2:06.178	35.453	58.549	32.176	298.1	30:28.206
12	3	1:58.592	32.895	55.806	29.891	288.9	28:04.075	12	2	2:10.017	35.749	1:00.602	33.666	298.1	32:38.223
13	3	1:58.402	33.396	55.299	29.707	294.3	30:02.477	13	2	2:16.558 B	35.813	1:00.508	40.237	290.7	34:54.781
14	3	1:58.716	32.959	55.756	30.001	294.3	32:01.193	14	2	7:39.302	6:04.251	1:01.432	33.619	288.9	42:34.083
15	3	2:05.890 B	32.858	55.687	37.345	298.1	34:07.083	15	2	2:19.446 B	35.972	59.917	43.557	294.3	44:53.529
16	1	5:02.932	3:36.479	56.471	29.982	288.9	39:10.015	16	1	4:48.911	3:04.960	1:09.534	34.417	237.6	49:42.440
17	1	1:59.885	33.301	56.426	30.158	290.7	41:09.900	17	1	2:06.279	35.774	57.626	32.879	290.7	51:48.719
18	1	2:00.069	33.362	56.558	30.149	281.9	43:09.969	18	1	2:12.495	36.668	1:01.535	34.292	267.4	54:01.214
19	1	2:00.999	33.339	56.933	30.727	281.9	45:10.968	19	1	2:06.758	35.581	58.626	32.551	292.5	56:07.972
20	1	1:59.774	33.194	56.445	30.135	290.7	47:10.742	20	1	2:07.690	37.049	58.157	32.484	285.4	58:15.662
21	1	2:01.526	33.944	57.081	30.501	288.9	49:12.268	21	1	2:06.725	35.582	58.726	32.417	294.3	1:00:22.387
22	1	2:01.983	33.145	57.227	31.611	287.1	51:14.251								
23	1	2:01.609	33.173	57.135	31.301	294.3	53:15.860								
24	1	2:02.367	33.189	58.396	30.782	285.4	55:18.227								
25	1	2:01.368	33.159	57.728	30.481	290.7	57:19.595								
26	1	2:01.696	32.904	57.492	31.300	287.1	59:21.291								
27	1	2:00.683	33.297	56.921	30.465	283.6	1:01:21.974								
3		Porsche Team		Porsche 919 Hybrid				6		Toyota Gazoo Racing		Toyota TS050 - Hybrid			
		1.Romain DUMAS		3.Marc LIEB		LMP1 - H				1.Anthony DAVIDSON		3.Kazuki NAKAJIMA		LMP1 - H	
		2.Neel JANI								2.Sebastien BUEMI					
1	1	2:23.310 B	43.920	1:01.362	38.028	226.1	2:23.310	1	2	2:29.036	58.062	59.304	31.670	237.6	2:29.036
2	1	6:14.246	4:26.092	1:18.024	30.130	150.0	8:37.556	2	2	2:00.064	33.568	56.425	30.071	270.5	4:29.100
3	1	2:22.657	33.803	1:16.625	32.229	188.7	11:00.213	3	2	2:22.697	34.628	1:17.518	30.551	230.5	6:51.797
4	1	2:01.758	33.506	57.956	30.296	288.9	13:01.971	4	2	2:28.867	41.095	1:17.309	30.463	203.5	9:20.664
5	1	2:01.744	33.660	57.116	30.968	285.4	15:03.715	5	2	2:11.532 B	33.720	1:00.382	37.430	245.0	11:32.196
6	1	1:59.920	33.035	56.645	30.240	292.5	17:03.635	6	2	2:31.666	1:05.580	55.818	30.268	288.9	14:03.862
7	1	2:03.506	33.432	59.122	30.952	292.5	19:07.141	7	2	1:59.834	33.498	55.988	30.348	273.7	16:03.696
8	1	2:10.346 B	33.203	58.034	39.109	296.2	21:17.487	8	2	2:04.631	33.555	59.077	31.999	273.7	18:08.327
9	2	6:37.246	4:49.031	1:11.886	36.329	273.7	27:54.733	9	2	2:00.681	33.687	56.671	30.323	272.1	20:09.008
10	2	1:58.163	32.833	55.149	30.181	296.2	29:52.896	10	2	1:59.440	33.408	55.903	30.129	276.9	22:08.448
11	2	1:59.161	33.599	55.265	30.297	298.1	31:52.057	11	2	2:07.751 B	33.336	56.807	37.608	292.5	24:16.199
12	2	2:02.390	33.165	57.731	31.494	288.9	33:54.447	12	1	3:18.269	1:43.122	1:02.095	33.052	243.8	27:34.468
13	2	1:59.654	32.900	56.791	29.963	290.7	35:54.101	13	1	2:01.550	35.230	56.003	30.317	290.7	29:36.018
14	2	2:01.924	32.995	57.729	31.200	288.9	37:56.025	14	1	2:08.870	34.126	1:02.430	32.314	262.9	31:44.888
15	2	2:10.889 B	33.197	57.785	39.907	296.2	40:06.914	15	1	2:01.855	33.232	57.291	31.332	285.4	33:46.743
16	3	5:27.308	3:56.957	58.434	31.917	254.3	45:34.222	16	1	2:09.871 B	35.652	56.969	37.250	267.4	35:56.614
17	3	1:59.546	33.909	56.472	30.165	305.9	47:33.768	17	3	3:02.090	1:32.792	58.904	30.394	287.1	38:58.704
18	3	2:00.665	33.248	57.326	30.091	296.2	49:34.433	18	3	2:00.460	33.631	56.538	30.291	276.9	40:59.164
19	3	1:59.401	33.072	56.239	30.090	287.1	51:33.834	19	3	2:01.336	33.658	57.240	30.438	283.6	43:00.500
20	3	2:01.195	33.206	57.441	30.548	283.6	53:35.029	20	3	2:01.001	33.606	57.071	30.324	280.2	45:01.501
21	3	2:00.377	32.917	56.819	30.641	292.5	55:35.406	21	3	2:05.404	34.495	57.321	33.588	280.2	47:06.905
22	3	2:01.362	33.154	56.842	31.366	287.1	57:36.768	22	3	2:00.584	33.771	56.342	30.471	275.3	49:07.489
23	3	2:11.409 B	34.013	57.060	40.336	262.9	59:48.177	23	3	2:07.357	35.464	58.883	33.010	280.2	51:14.846
								24	3	2:10.642 B	34.084	57.543	39.015	275.3	53:25.488
								25	3	2:57.368	1:26.142	59.097	32.129	292.5	56:22.856
								26	3	2:02.182	34.048	57.313	30.821	276.9	58:25.038
								27	3	2:01.846	33.952	57.165	30.729	276.9	1:00:26.884



FIA WEC
6 Hours of Spa-Francorchamps
Free Practice 3
Sector Analysis

Personal Best Session Best B Crossing the finish line in pit lane

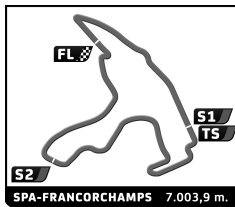
Lap	D	Time	Sector 1	Sector 2	Sector 3	T. Spd	Elapsed	Lap	D	Time	Sector 1	Sector 2	Sector 3	T. Spd	Elapsed
10	2	2:02.751	34.643	56.965	31.143	309.9	28:57.049	16	3	4:14.059	2:36.891	1:02.434	34.734	257.1	43:39.650
11	2	2:10.192 B	34.281	57.878	38.033	312.0	31:07.241	17	3	2:14.258	38.990	1:01.040	34.228	262.9	45:53.908
12	3	6:41.447	5:08.448	1:00.540	32.459	245.0	37:48.688	18	3	2:16.048	39.538	1:01.541	34.969	265.9	48:09.956
13	3	2:07.133	34.991	59.540	32.602	307.9	39:55.821	19	3	2:15.773	38.966	1:01.920	34.887	267.4	50:25.729
14	3	2:08.071	34.990	1:00.342	32.739	312.0	42:03.892	20	3	2:14.852	39.485	1:00.770	34.597	267.4	52:40.581
15	3	2:08.923	35.650	1:00.000	33.273	307.9	44:12.815	21	3	2:15.344	38.811	1:01.937	34.596	270.5	54:55.925
16	3	2:19.348 B	35.037	1:01.980	42.331	307.9	46:32.163	22	3	2:14.074	38.755	1:00.949	34.370	265.9	57:09.999
17	3	5:54.293	4:23.669	58.657	31.967	303.9	52:26.456	23	3	2:15.045	38.470	1:01.347	35.228	267.4	59:25.044
18	3	2:04.014	34.601	57.993	31.420	312.0	54:30.470	24	3	2:15.472	38.542	1:02.315	34.615	269.0	1:01:40.516
19	3	2:03.268	34.599	57.406	31.263	309.9	56:33.738								
20	3	2:06.498	34.581	59.111	32.806	309.9	58:40.236								
21	3	2:13.890 B	34.491	59.800	39.599	312.0	1:00:54.126								

26		G-Drive Racing		Oreca 05 - Nissan			
		1. Roman RUSINOV	3. René RAST	LMP2			
		2. Nathanaël BERTHON					
1	2	2:56.742	1:16.616	1:04.993	35.133	206.2	2:56.742
2	2	2:10.605	38.318	58.965	33.322	264.4	5:07.347
3	2	2:53.724	56.367	1:23.708	33.649	177.3	8:01.071
4	2	2:38.899	38.079	1:27.090	33.730	243.8	10:39.970
5	2	2:09.526	37.644	58.346	33.536	270.5	12:49.496
6	2	2:20.181 B	38.412	59.114	42.655	270.5	15:09.677
7	3	3:13.556	1:40.852	59.359	33.345	267.4	18:23.233
8	3	2:10.017	37.658	58.761	33.598	269.0	20:33.250
9	3	2:08.501	37.579	57.562	33.360	269.0	22:41.751
10	3	2:07.341	37.393	56.798	33.210	270.5	24:49.092
11	3	2:16.965 B	38.185	58.197	40.583	270.5	27:06.057
12	1	5:27.178	3:54.087	58.718	34.373	269.0	32:33.235
13	1	2:10.417	37.742	58.910	33.765	270.5	34:43.652
14	1	2:08.789	37.657	57.717	33.415	269.0	36:52.441
15	1	2:10.308	37.528	59.149	33.631	273.7	39:02.749
16	1	2:15.794 B	37.629	57.878	40.287	269.0	41:18.543
17	3	4:15.192	2:41.303	1:00.089	33.800	265.9	45:33.735
18	3	2:11.199	38.187	59.178	33.834	265.9	47:44.934
19	3	2:10.546	38.121	58.753	33.672	267.4	49:55.480
20	3	2:10.636	37.982	58.890	33.764	269.0	52:06.116
21	3	2:10.705	38.264	58.647	33.794	270.5	54:16.821
22	3	2:10.316	37.874	58.756	33.686	270.5	56:27.137
23	3	2:13.506	38.269	1:01.386	33.851	272.1	58:40.643
24	3	2:11.114	37.796	58.878	34.440	269.0	1:00:51.757

27		SMP Racing		BR01 - Nissan			
		1. Nicolas MINASSIAN	3. Devi MARKOZOV	LMP2			
		2. Maurizio MEDIANI					
1	1	3:18.473	1:38.472	1:05.027	34.974	250.3	3:18.473
2	1	2:13.510	38.385	1:00.942	34.183	269.0	5:31.983
3	1	2:45.184	44.010	1:25.911	35.263	134.9	8:17.167
4	1	2:40.816 B	38.975	1:20.536	41.305	270.5	10:57.983
5	1	4:27.104	2:47.993	59.849	39.262	267.4	15:25.087
6	1	2:09.759	37.580	58.377	33.802	270.5	17:34.846
7	1	2:12.978	37.631	1:00.609	34.738	272.1	19:47.824
8	1	2:09.802	37.734	58.352	33.716	270.5	21:57.626
9	1	2:16.742 B	37.966	58.613	40.163	272.1	24:14.368
10	2	4:04.761	2:25.326	1:04.942	34.493	243.8	28:19.129
11	2	2:14.105	38.379	1:01.664	34.062	267.4	30:33.234
12	2	2:11.543	37.895	59.895	33.753	270.5	32:44.777
13	2	2:10.864	37.875	59.019	33.970	270.5	34:55.641
14	2	2:10.280	37.986	58.823	33.471	270.5	37:05.921
15	2	2:19.670 B	38.284	59.795	41.591	269.0	39:25.591

30		Extreme Speed Motorsports		LIGIER JS P2 - Nissan			
		1. Scott SHARP	3. Johannes VAN OVERBEEK	LMP2			
		2. Ed BROWN					
1	2	3:03.471	1:17.395	1:08.285	37.791	195.0	3:03.471
2	2	2:21.947	39.747	1:06.392	35.808	253.0	5:25.418
3	2	2:43.145	43.003	1:24.890	35.252	173.3	8:08.563
4	2	2:44.891	40.488	1:27.328	37.075	241.2	10:53.454
5	2	2:19.736	39.238	1:05.072	35.426	261.5	13:13.190
6	2	2:18.062	38.721	1:04.269	35.072	264.4	15:31.252
7	2	2:29.503 B	39.403	1:04.167	45.933	262.9	18:00.755
8	1	4:13.935	2:37.745	1:02.101	34.089	260.0	22:14.690
9	1	2:12.183	38.267	59.922	33.994	265.9	24:26.873
10	1	2:12.696	38.109	1:00.656	33.931	269.0	26:39.569
11	1	2:11.364	38.077	59.456	33.831	265.9	28:50.933
12	1	2:11.900	37.933	59.923	34.044	269.0	31:02.833
13	1	2:13.676	38.187	1:00.340	35.149	265.9	33:16.509
14	1	2:19.432 B	38.225	59.511	41.696	267.4	35:35.941
15	3	4:20.563	2:43.344	1:02.244	34.975	257.1	39:56.504
16	3	2:12.675	38.347	1:00.007	34.321	267.4	42:09.179
17	3	2:13.708	38.382	1:01.217	34.109	265.9	44:22.887
18	3	2:19.331 B	38.372	59.593	41.366	264.4	46:42.218
19	3	4:21.211	2:46.426	1:00.590	34.195	265.9	51:03.429
20	3	2:20.597 B	38.313	1:00.844	41.440	267.4	53:24.026
21	3	3:31.440	1:51.585	1:04.181	35.674	264.4	56:55.466
22	3	2:14.223	38.803	1:01.045	34.375	265.9	59:09.689
23	3	2:12.264	38.397	59.541	34.326	261.5	1:01:21.953


31		Extreme Speed Motorsports		LIGIER JS P2 - Nissan			
		1. Ryan DALZIEL	3. Christopher CUMMING	LMP2			
		2. Luis Felipe DERANI					
1	3	3:02.442	1:21.135	1:05.156	36.151	254.3	3:02.442
2	3	2:15.567	39.435	1:01.479	34.653	261.5	5:18.009
3	3	2:40.018	43.840	1:21.486	34.692	216.7	7:58.027
4	3	2:53.634 B	40.265	1:32.655	40.714	251.6	10:51.661
5	3	3:12.235	1:38.014	59.553	34.668	267.4	14:03.896
6	3	2:11.267	38.062	59.429	33.776	269.0	16:15.163
7	3	2:11.800	38.043	59.790	33.967	267.4	18:26.963
8	3	2:19.873 B	38.575	1:00.982	40.316	265.9	20:46.836
9	2	4:15.120	2:37.081	1:00.596	37.443	258.6	25:01.956
10	2	2:10.764	38.416	58.488	33.860	267.4	27:12.720
11	2	2:17.868 B	38.155	59.410	40.303	265.9	29:30.588
12	2	5:54.634	4:18.418	1:00.003	36.213	267.4	35:25.222
13	2	2:12.975	38.311	59.821	34.843	267.4	37:38.197
14	2	2:13.023	38.062	59.935	35.026	267.4	39:51.220
15	2	2:11.209	38.077	59.164	33.968	265.9	42:02.429
16	2	2:18.882 B	38.138	59.706	41.038	269.0	44:21.311
17	1	3:57.294	2:19.767	1:03.046	34.481	260.0	48:18.605
18	1	2:13.615	38.350	1:00.084	35.181	264.4	50:32.220
19	1	2:11.505	38.226	59.336	33.943	265.9	52:43.725



FIA WEC
6 Hours of Spa-Francorchamps
Free Practice 3
Sector Analysis

■ Personal Best ■ Session Best B Crossing the finish line in pit lane


Lap	D	Time	Sector 1	Sector 2	Sector 3	T. Spd	Elapsed	Lap	D	Time	Sector 1	Sector 2	Sector 3	T. Spd	Elapsed
20	1	2:15.140	38.294	59.826	37.020	267.4	54:58.865								
21	1	2:19.862 B	38.218	59.346	42.298	265.9	57:18.727								
35 Baxi DC Racing Alpine Alpine A460 - Nissan LMP2								37 SMP Racing BR01 - Nissan LMP2							
1. David CHENG 3. Nelson PANCIATICI								1. Vitaly PETROV 3. Victor SHAYTAR							
2. Ho-Pin TUNG								2. Kirill LADYGIN							
1	2	3:09.398	1:28.508	1:05.572	35.318	251.6	3:09.398	1	3	3:30.157	1:50.394	1:04.420	35.343	243.8	3:30.157
2	2	2:15.306	37.968	1:03.199	34.139	270.5	5:24.704	2	3	2:17.800	39.617	1:03.501	34.682	262.9	5:47.957
3	2	2:37.499	40.772	1:22.562	34.165	131.8	8:02.203	3	3	2:40.818	43.342	1:22.895	34.581	182.8	8:28.775
4	2	2:39.323	38.041	1:27.510	33.772	196.6	10:41.526	4	3	2:36.898	41.161	1:19.117	36.620	214.7	11:05.673
5	2	2:18.246 B	37.742	59.909	40.595	273.7	12:59.772	5	3	2:24.669 B	38.306	1:02.348	44.015	267.4	13:30.342
6	3	3:47.697	2:13.763	1:00.081	33.853	265.9	16:47.469	6	3	2:36.279 B	54.382	1:00.646	41.251	260.0	16:06.621
7	3	2:23.247 B	37.985	1:02.908	42.354	270.5	19:10.716	7	3	3:34.566	2:01.356	59.562	33.648	261.5	19:41.187
8	3	3:26.852	1:51.344	1:02.090	33.418	264.4	22:37.568	8	3	2:10.504	37.930	58.986	33.588	267.4	21:51.691
9	3	2:07.771	37.592	56.770	33.409	270.5	24:45.339	9	3	2:10.553	38.190	58.397	33.966	267.4	24:02.244
10	3	2:12.467	37.511	57.678	37.278	272.1	26:57.806	10	3	2:13.631	37.862	59.681	36.088	272.1	26:15.875
11	3	2:15.398 B	37.725	57.000	40.673	269.0	29:13.204	11	3	2:10.155	37.821	58.536	33.798	270.5	28:26.030
12	1	3:48.328	2:08.380	1:05.440	34.508	264.4	33:01.532	12	3	2:18.558 B	38.125	58.853	41.580	270.5	30:44.588
13	1	2:13.009	38.008	1:00.836	34.165	272.1	35:14.541	13	2	3:30.223	1:55.289	1:00.733	34.201	265.9	34:14.811
14	1	2:14.474	38.613	1:01.752	34.109	272.1	37:29.015	14	2	2:10.684	37.802	59.213	33.669	269.0	36:25.495
15	1	2:16.576	38.469	1:03.902	34.205	269.0	39:45.591	15	2	2:10.234	37.918	58.674	33.642	267.4	38:35.729
16	1	2:14.516	38.548	1:01.773	34.195	267.4	42:00.107	16	2	2:10.406	38.061	58.720	33.625	272.1	40:46.135
17	1	2:12.555	38.000	1:00.341	34.214	270.5	44:12.662	17	2	2:17.955 B	38.149	59.108	40.698	267.4	43:04.090
18	1	2:17.158	38.145	1:03.932	35.081	264.4	46:29.820	18	1	3:57.951	2:22.247	1:01.274	34.430	260.0	47:02.041
19	1	2:22.702 B	38.196	1:02.702	41.804	269.0	48:52.522	19	1	2:13.863	38.754	1:00.735	34.374	264.4	49:15.904
20	1	3:03.778	1:27.976	1:01.606	34.196	270.5	51:56.300	20	1	2:12.776	38.442	59.806	34.528	265.9	51:28.680
21	1	2:13.596	38.243	1:01.293	34.060	270.5	54:09.896	21	1	2:13.349	38.557	1:00.071	34.721	261.5	53:42.029
22	1	2:16.815	37.977	1:03.411	35.427	270.5	56:26.711	22	1	2:13.392	39.184	59.967	34.241	269.0	55:55.421
23	1	2:17.468	38.422	1:04.083	34.963	269.0	58:44.179	23	1	2:13.515	38.525	1:00.656	34.334	265.9	58:08.936
24	1	2:13.237	37.928	1:00.878	34.431	267.4	1:00:57.416	24	1	2:12.178	38.587	59.525	34.066	264.4	1:00:21.114
36 Signatech Alpine Alpine A460 - Nissan LMP2								38 G-Drive Racing Gibson 015S - Nissan LMP2							
1. Gustavo MENEZES 3. Stéphane RICHELMI								1. Simon DOLAN 3. Jake DENNIS							
2. Nicolas LAPIERRE								2. Giedo VAN DER GARDE							
1	2	2:30.959	56.124	1:00.856	33.979	257.1	2:30.959	1	3	2:34.623	56.497	1:02.688	35.438	240.0	2:34.623
2	2	2:11.976	37.818	1:00.508	33.650	264.4	4:42.935	2	3	2:11.758	38.153	59.502	34.103	262.9	4:46.381
3	2	2:37.712	42.573	1:21.033	34.106	175.9	7:20.647	3	3	2:46.870 B	41.264	1:23.560	42.046	151.0	7:33.251
4	2	2:52.413	57.978	1:20.658	33.777	177.9	10:13.060	4	1	6:08.474	4:35.826	58.438	34.210	262.9	13:41.725
5	2	2:10.636	37.922	59.029	33.685	270.5	12:23.696	5	1	2:11.598	38.196	59.317	34.085	262.9	15:53.323
6	2	2:16.933 B	37.871	58.994	40.068	272.1	14:40.629	6	1	2:14.270	38.879	1:00.691	34.700	264.4	18:07.593
7	2	4:16.055	2:39.805	1:02.685	33.565	257.1	18:56.684	7	1	2:10.404	38.102	58.453	33.849	264.4	20:17.997
8	2	2:16.798	37.383	1:02.568	36.847	265.9	21:13.482	8	1	2:09.972	38.138	58.070	33.764	262.9	22:27.969
9	2	2:08.592	37.744	57.164	33.684	269.0	23:22.074	9	1	2:20.409 B	37.823	1:00.814	41.772	267.4	24:48.378
10	2	2:09.600	38.804	57.363	33.433	265.9	25:31.674	10	1	3:39.680	2:06.081	59.306	34.293	267.4	28:28.058
11	2	2:08.111	37.645	57.045	33.421	273.7	27:39.785	11	1	2:11.978	38.319	58.384	35.275	264.4	30:40.036
12	2	2:16.622 B	37.430	58.830	40.362	273.7	29:56.407	12	1	2:19.232 B	38.835	58.440	41.957	264.4	32:59.268
13	1	3:42.745	2:08.396	1:00.311	34.038	272.1	33:39.152	13	3	3:16.060	1:42.051	59.732	34.277	264.4	36:15.328
14	1	2:09.320	37.787	58.010	33.523	270.5	35:48.472	14	3	2:11.037	38.178	58.574	34.285	265.9	38:26.365
15	1	2:13.506	37.601	1:00.139	35.766	270.5	38:01.978	15	3	2:10.533	38.357	58.146	34.030	262.9	40:36.898
16	1	2:10.753	37.750	59.180	33.823	269.0	40:12.731	16	3	2:10.594	38.452	58.149	33.993	264.4	42:47.492
17	1	2:13.226	37.795	1:00.203	35.228	273.7	42:25.957	17	3	2:12.135	38.235	59.682	34.218	264.4	44:59.627
18	1	2:21.525 B	38.278	1:01.168	42.079	270.5	44:47.482	18	3	2:17.660 B	38.363	58.385	40.912	264.4	47:17.287
19	3	3:19.628	1:43.556	1:00.862	35.210	262.9	48:07.110	19	2	3:37.566	2:00.319	1:02.637	34.610	260.0	50:54.853
20	3	2:11.197	37.980	59.343	33.874	267.4	50:18.307	20	2	2:11.772	38.490	59.545	33.737	262.9	53:06.625
21	3	2:12.148	37.925	59.742	34.481	265.9	52:30.455	21	2	2:15.504	38.385	1:02.735	34.384	265.9	55:22.129
22	3	2:12.273	38.385	1:00.211	33.677	272.1	54:42.728	22	2	2:10.652	38.250	58.542	33.860	265.9	57:32.781
23	3	2:12.970	39.203	59.515	34.252	267.4	56:55.698	23	2	2:12.117	37.967	59.922	34.228	262.9	59:44.898
24	3	2:19.362 B	37.751	59.938	41.673	269.0	59:15.060	24	2	2:10.055	38.048	58.222	33.785	262.9	1:01:54.953



FIA WEC
6 Hours of Spa-Francorchamps
Free Practice 3
Sector Analysis

Personal Best Session Best B Crossing the finish line in pit lane


Lap	D	Time	Sector 1	Sector 2	Sector 3	T. Spd	Elapsed	Lap	D	Time	Sector 1	Sector 2	Sector 3	T. Spd	Elapsed
42 Strakka Racing 1. Nick LEVENTIS 2. Danny WATTS 3. Jonny KANE Gibson 015S - Nissan LMP2								4	2	2:47.505	53.192	1:20.232	34.081	188.7	10:09.822
1	3	2:44.390	1:08.530	1:01.274	34.586	238.8	2:44.390	5	2	2:17.079 B	37.778	58.991	40.310	275.3	12:26.901
2	3	2:11.917	38.474	59.293	34.150	260.0	4:56.307	6	1	5:07.639	3:30.192	1:02.677	34.770	265.9	17:34.540
3	3	2:42.952 B	38.444	1:23.551	40.957	193.4	7:39.259	7	1	2:15.158	39.289	1:01.407	34.462	273.7	19:49.698
4	3	3:59.650	2:21.779	1:03.891	33.980	235.2	11:38.909	8	1	2:12.219	37.933	1:00.134	34.152	273.7	22:01.917
5	3	2:11.905	38.071	59.789	34.045	267.4	13:50.814	9	1	2:14.511	38.585	1:01.575	34.351	270.5	24:16.428
6	3	2:11.309	38.053	59.105	34.151	262.9	16:02.123	10	1	2:19.912 B	37.938	1:00.214	41.760	273.7	26:36.340
7	3	2:21.117 B	38.066	1:01.764	41.287	264.4	18:23.240	11	3	4:16.928	2:41.165	1:01.704	34.059	241.2	30:53.268
8	2	3:47.748	2:07.454	1:03.499	36.795	255.7	22:10.988	12	3	2:17.425	38.810	1:03.564	35.051	258.6	33:10.693
9	2	2:10.280	38.065	58.039	34.176	261.5	24:21.268	13	3	2:17.785 B	37.831	59.281	40.673	270.5	35:28.478
10	2	2:09.785	38.247	57.790	33.748	261.5	26:31.053	14	3	4:19.217	2:44.735	59.587	34.895	267.4	39:47.695
11	2	2:11.286	38.020	59.400	33.866	264.4	28:42.339	15	3	2:13.187	37.799	1:01.114	34.274	275.3	42:00.882
12	2	2:16.488	38.129	1:03.025	35.334	269.0	30:58.827	16	3	2:19.662 B	37.847	1:00.261	41.554	273.7	44:20.544
13	2	2:23.214 B	38.121	1:01.854	43.239	264.4	33:22.041	17	3	3:22.546	1:45.243	1:03.609	33.694	260.0	47:43.090
14	1	3:57.552	2:14.817	1:05.937	36.798	260.0	37:19.593	18	3	2:11.246	37.461	59.650	34.135	270.5	49:54.336
15	1	2:17.005	40.206	1:02.160	34.639	260.0	39:36.598	19	3	2:09.917	37.593	57.405	34.919	270.5	52:04.253
16	1	2:14.034	39.028	1:00.697	34.309	260.0	41:50.632	20	3	2:08.768	37.629	57.707	33.432	272.1	54:13.021
17	1	2:15.280	39.008	1:01.630	34.642	262.9	44:05.912	21	3	2:20.177 B	37.620	59.295	43.262	273.7	56:33.198
18	1	2:18.376	39.434	1:03.054	35.888	264.4	46:24.288								
19	1	2:14.758	38.652	1:00.770	35.336	261.5	48:39.046								
20	1	2:13.440	38.695	1:00.394	34.351	260.0	50:52.486								
21	1	2:13.718	38.893	1:00.333	34.492	261.5	53:06.204								
22	1	2:16.807	38.706	1:02.378	35.723	262.9	55:23.011								
23	1	2:14.151	38.566	1:00.949	34.636	264.4	57:37.162								
24	1	2:14.315	38.637	1:01.074	34.604	261.5	59:51.477								
25	1	2:15.752	38.793	1:02.315	34.644	264.4	1:02:07.229								
43 RGR Sport by Morand 1. Ricardo GONZALEZ 2. Filipe ALBUQUERQUE 3. Bruno SENNA LIGIER JS P2 - Nissan LMP2								1	2	3:41.333	1:54.711	1:08.063	38.559	250.3	3:41.333
1	1	2:23.309	44.481	1:04.116	34.712	228.3	2:23.309	2	2	2:11.025	38.209	58.804	34.012	265.9	5:52.358
2	1	2:20.430 B	38.810	1:01.070	40.550	262.9	4:43.739	3	2	2:53.384	58.954	1:20.774	33.656	147.2	8:45.742
3	1	7:35.365	5:59.656	1:02.152	33.557	245.0	12:19.104	4	2	2:29.221	38.129	1:17.134	33.958	191.8	11:14.963
4	1	2:09.654	38.014	57.815	33.825	267.4	14:28.758	5	2	2:11.006	37.768	59.407	33.831	272.1	13:25.969
5	1	2:10.486	38.607	58.134	33.745	265.9	16:39.244	6	2	2:18.633 B	37.820	1:00.262	40.551	269.0	15:44.602
6	1	2:10.917	38.355	58.526	34.036	264.4	18:50.161	7	1	8:56.220	7:19.928	1:01.691	34.601	262.9	24:40.822
7	1	2:17.423 B	38.166	58.667	40.590	265.9	21:07.584	8	1	2:12.182	38.449	59.796	33.937	267.4	26:53.004
8	2	7:07.690	5:34.666	58.831	34.193	269.0	28:15.274	9	1	2:11.619	38.072	59.537	34.010	265.9	29:04.623
9	2	2:09.494	37.911	57.843	33.740	267.4	30:24.768	10	1	2:11.101	38.033	59.218	33.850	269.0	31:15.724
10	2	2:10.081	38.005	58.287	33.789	267.4	32:34.849	11	1	2:12.342	38.310	1:00.059	33.973	269.0	33:28.066
11	2	2:20.549 B	39.135	1:01.481	39.933	201.7	34:55.398	12	1	2:12.309	37.862	59.599	34.848	270.5	35:40.375
12	3	3:44.435	2:10.762	59.746	33.927	265.9	38:39.833	13	1	2:15.750	38.179	1:03.159	34.412	270.5	37:56.125
13	3	2:12.041	38.090	1:00.139	33.812	270.5	40:51.874	14	1	2:15.628	38.559	1:02.429	34.640	272.1	40:11.753
14	3	2:11.220	38.292	59.256	33.672	265.9	43:03.094	15	1	2:13.688	38.209	1:00.484	34.995	269.0	42:25.441
15	3	2:18.865 B	38.928	59.116	40.821	265.9	45:21.959	16	1	2:20.453 B	38.648	1:00.220	41.585	262.9	44:45.894
16	3	5:20.481	3:47.293	59.278	33.910	265.9	50:42.440	17	3	7:44.243	6:01.163	1:04.840	38.240	175.9	52:30.137
17	3	2:10.892	38.152	58.680	34.060	267.4	52:53.332	18	3	2:12.206	38.269	59.952	33.985	267.4	54:42.343
18	3	2:10.929	38.007	59.176	33.746	269.0	55:04.261	19	3	2:12.503	38.379	59.862	34.262	269.0	56:54.846
19	3	2:23.549 B	39.249	1:03.776	40.524	217.7	57:27.810	20	3	2:11.717	38.213	59.207	34.297	267.4	59:06.563
								21	3	2:11.669	38.229	59.075	34.365	267.4	1:01:18.232
44 Manor 1. Tor GRAVES 2. Will STEVENS 3. James JAKES Oreca 05 - Nissan LMP2								1	3	4:07.616	1:58.507	1:23.971	45.138	134.9	4:07.616
1	2	2:32.796	53.667	1:02.857	36.272	245.0	2:32.796	2	3	3:08.602	51.506	1:33.837	43.259	181.4	7:16.218
2	2	2:12.618	37.772	1:00.936	33.910	269.0	4:45.414	3	3	3:17.037	1:05.116	1:31.476	40.445	136.4	10:33.255
3	2	2:36.903	41.134	1:20.790	34.979	155.5	7:22.317	4	3	2:34.622	45.174	1:09.779	39.669	240.0	13:07.877
45 Manor 1. Matthew RAO 2. Richard BRADLEY 3. Roberto MERHI Oreca 05 - Nissan LMP2								5	3	2:40.317	42.575	1:17.025	40.717	246.3	15:48.194
1	2	2:52.791 B	48.093	1:15.131	49.567	214.7	18:40.985	6	3	6:34.414	4:51.494	1:06.371	36.549	240.0	25:15.399
7	3	2:20.617	40.344	1:04.362	35.911	255.7	27:36.016	7	3	2:20.494	40.342	1:04.324	35.828	257.1	29:56.510
8	3	2:29.660 B	40.277	1:05.358	44.025	255.7	32:26.170	8	3	4:12.727	2:23.734	1:11.123	37.870	246.3	36:38.897
9	3	2:29.370	41.841	1:09.758	37.771	251.6	39:08.267	10	3	2:29.370	41.841	1:09.758	37.771	251.6	39:08.267
50 Larbre Competition 1. Yutaka YAMAGISHI 2. Pierre RAGUES 3. Paolo RUBERTI Chevrolet Corvette C7-Z06 LMGTE Am								11	1	4:12.727	2:23.734	1:11.123	37.870	246.3	36:38.897
1	3	4:07.616	1:58.507	1:23.971	45.138	134.9	4:07.616	12	1	2:29.370	41.841	1:09.758	37.771	251.6	39:08.267
2	3	3:08.602	51.506	1:33.837	43.259	181.4	7:16.218								
3	3	3:17.037	1:05.116	1:31.476	40.445	136.4	10:33.255								
4	3	2:34.622	45.174	1:09.779	39.669	240.0	13:07.877								
5	3	2:40.317	42.575	1:17.025	40.717	246.3	15:48.194								
6	3	2:52.791 B	48.093	1:15.131	49.567	214.7	18:40.985								
7	3	6:34.414	4:51.494	1:06.371	36.549	240.0	25:15.399								
8	3	2:20.617	40.344	1:04.362	35.911	255.7	27:36.016								
9	3	2:20.494	40.342	1:04.324	35.828	257.1	29:56.510								
10	3	2:29.660 B	40.277	1:05.358	44.025	255.7	32:26.170								
11	1	4:12.727	2:23.734	1:11.123	37.870	246.3	36:38.897								
12	1	2:29.370	41.841	1:09.758	37.771	251.6	39:08.267								



FIA WEC
6 Hours of Spa-Francorchamps
Free Practice 3
Sector Analysis

■ Personal Best ■ Session Best ■ Crossing the finish line in pit lane


Lap	D	Time	Sector 1	Sector 2	Sector 3	T. Spd	Elapsed	Lap	D	Time	Sector 1	Sector 2	Sector 3	T. Spd	Elapsed
51 AF Corse Ferrari 488 GTE LMGT E Pro 1. Gianmaria BRUNI 2. James CALADO															
1	1	3:24.665	1:43.083	1:05.658	35.924	242.5	3:24.665								
2	1	2:20.907	40.157	1:04.678	36.072	257.1	5:45.572								
3	1	2:42.837	40.899	1:25.904	36.034	238.8	8:28.409								
4	1	2:38.942	40.234	1:19.145	39.563	242.5	11:07.351								
5	1	2:19.704	39.856	1:04.227	35.621	260.0	13:27.055								
6	1	2:25.123	39.961	1:08.763	36.399	260.0	15:52.178								
7	1	2:20.857	40.333	1:04.557	35.967	255.7	18:13.035								
8	1	2:19.280	39.820	1:03.832	35.628	257.1	20:32.315								
9	1	2:19.505	40.248	1:03.673	35.584	257.1	22:51.820								
10	1	2:19.469	39.861	1:03.908	35.700	257.1	25:11.289								
11	1	2:19.270	39.972	1:03.679	35.619	258.6	27:30.559								
12	1	3:37.414 B	40.413	1:04.799	1:52.202	257.1	31:07.973								
13	1	2:37.709	55.739	1:05.416	36.554	243.8	33:45.682								
14	1	2:17.874	39.587	1:02.863	35.424	258.6	36:03.556								
15	1	3:22.955 B	39.803	1:02.837	1:40.315	258.6	39:26.511								
16	2	2:39.968	54.802	1:08.683	36.483	253.0	42:06.479								
17	2	2:19.288	40.225	1:03.555	35.508	255.7	44:25.767								
18	2	2:18.636	40.018	1:03.098	35.520	255.7	46:44.403								
19	2	2:18.773	39.976	1:03.180	35.617	257.1	49:03.176								
20	2	3:34.314 B	40.193	1:04.603	1:49.518	258.6	52:37.490								
21	2	2:33.318	52.759	1:04.564	35.995	254.3	55:10.808								
22	2	2:19.941	40.281	1:03.790	35.870	255.7	57:30.749								
23	2	2:20.127	40.261	1:04.020	35.846	253.0	59:50.876								
67 Ford Chip Ganassi Team UK Ford GT LMGT E Pro 1. Marino FRANCHITTI 2. Andy PRIAULX 3. Harry TINCKNELL															
1	2	2:27.619	42.329	1:08.500	36.790	200.9	2:27.619								
2	2	2:22.594	40.798	1:05.710	36.086	245.0	4:50.213								
3	2	2:41.421	40.468	1:24.830	36.123	195.8	7:31.634								
4	2	2:46.219	46.024	1:24.107	36.088	184.3	10:17.853								
5	2	2:20.480	40.218	1:04.277	35.985	258.6	12:38.333								
6	2	2:29.647 B	41.380	1:04.922	43.454	255.7	15:07.980								
7	3	4:01.527	2:13.356	1:09.715	38.456	231.7	19:09.507								
8	3	2:20.581	40.676	1:03.956	35.949	253.0	21:30.088								
9	3	2:19.858	40.424	1:03.454	35.980	253.0	23:49.946								
10	3	2:21.000	40.416	1:04.201	36.383	254.3	26:10.946								
11	3	2:20.821	40.164	1:04.554	36.103	257.1	28:31.767								
12	3	2:20.960	40.430	1:04.146	36.384	257.1	30:52.727								
13	3	2:22.957	40.571	1:05.874	36.512	258.6	33:15.684								
14	3	2:20.870	40.395	1:04.192	36.283	257.1	35:36.554								
15	3	2:28.025 B	40.306	1:04.416	43.303	255.7	38:04.579								
16	1	3:40.470	1:57.337	1:06.883	36.250	250.3	41:45.049								
17	1	2:23.171	40.778	1:05.946	36.447	255.7	44:08.220								
18	1	2:24.475	40.474	1:06.487	37.514	254.3	46:32.695								
19	1	2:22.641	40.444	1:05.604	36.593	257.1	48:55.336								
20	1	2:23.724	40.541	1:05.761	37.422	255.7	51:19.060								
21	1	2:22.977	40.431	1:05.731	36.815	261.5	53:42.037								
22	1	2:23.168	40.844	1:05.444	36.880	257.1	56:05.205								
23	1	2:23.056	40.426	1:06.129	36.501	254.3	58:28.261								
24	1	2:22.397	40.388	1:05.589	36.420	257.1	1:00:50.658								
71 AF Corse Ferrari 488 GTE LMGT E Pro 1. Davide RIGON 2. Sam BIRD															
1	1	3:27.073	1:44.950	1:06.067	36.056	250.3	3:27.073								
2	1	2:20.399	39.834	1:04.732	35.833	258.6	5:47.472								
3	1	2:44.158	41.144	1:26.908	36.106	227.2	8:31.630								
4	1	2:37.162	40.147	1:21.251	35.764	167.7	11:08.792								
5	1	2:19.473	39.745	1:04.054	35.674	260.0	13:28.265								
6	1	2:20.292	39.623	1:05.028	35.641	260.0	15:48.557								
7	1	2:20.220	39.963	1:04.221	36.036	258.6	18:08.777								
8	1	2:19.589	39.984	1:03.989	35.616	258.6	20:28.366								
9	1	2:19.411	39.803	1:03.956	35.652	257.1	22:47.777								
10	1	2:19.383	39.761	1:03.804	35.818	260.0	25:07.160								
11	1	2:19.277	39.691	1:04.016	35.570	261.5	27:26.437								
12	1	2:27.774 B	39.857	1:04.440	43.477	258.6	29:54.211								
13	1	4:05.218	2:23.409	1:05.160	36.649	248.9	33:59.429								
14	1	2:18.846	39.836	1:03.175	35.835	258.6	36:18.275								
15	1	2:18.203	39.722	1:02.825	35.656	260.0	38:36.478								
16	1	2:25.805 B	39.734	1:03.160	42.911	260.0	41:02.283								
17	2	3:45.842	2:05.000	1:04.247	36.595	253.0	44:48.125								
18	2	2:18.667	39.714	1:03.239	35.714	258.6	47:06.792								
19	2	2:19.795	40.058	1:04.020	35.717	257.1	49:26.587								
20	2	2:19.171	39.899	1:03.663	35.609	255.7	51:45.758								
21	2	2:19.258	40.088	1:03.593	35.577	257.1	54:05.016								
22	2	2:19.882	40.018	1:03.689	36.175	257.1	56:24.898								
23	2	2:22.587	40.059	1:06.548	35.980	257.1	58:47.485								
24	2	2:19.189	39.771	1:03.586	35.832	257.1	1:01:06.674								
66 Ford Chip Ganassi Team UK Ford GT LMGT E Pro 1. Billy JOHNSON 2. Stefan MÜCKE 3. Olivier PLA															
1	1	3:15.071	1:27.346	1:06.306	41.419	231.7	3:15.071								
2	1	2:22.826	40.377	1:05.933	36.516	229.4	5:37.897								
3	1	2:43.280	44.272	1:22.013	36.995	145.8	8:21.177								
4	1	2:39.457	40.265	1:22.825	36.367	175.9	11:00.634								
5	1	2:27.986 B	39.921	1:04.497	43.568	265.9	13:28.620								
6	2	7:08.019	5:22.806	1:08.190	37.023	235.2	20:36.639								
7	2	2:20.974	40.408	1:04.454	36.112	255.7	22:57.613								
8	2	2:20.941	40.184	1:04.380	36.377	257.1	25:18.554								
9	2	2:29.057 B	40.225	1:04.694	44.138	260.0	27:47.611								
10	3	10:14.159	8:27.462	1:09.436	37.261	227.2	38:01.770								
11	3	2:21.793	40.566	1:04.676	36.551	255.7	40:23.563								
12	3	2:21.245	40.410	1:04.611	36.224	257.1	42:44.808								
13	3	2:27.685 B	40.382	1:04.318	42.985	255.7	45:12.493								
14	3	5:59.468	4:18.312	1:04.915	36.241	251.6	51:11.961								
15	3	2:21.284	40.279	1:04.529	36.476	258.6	53:33.245								
16	3	2:36.765 B	42.360	1:07.802	46.603	195.0	56:10.010								



FIA WEC
6 Hours of Spa-Francorchamps
Free Practice 3
Sector Analysis

Personal Best Session Best B Crossing the finish line in pit lane

Lap	D	Time	Sector 1	Sector 2	Sector 3	T. Spd	Elapsed	Lap	D	Time	Sector 1	Sector 2	Sector 3	T. Spd	Elapsed	
77	Dempsey - Proton Racing							Porsche 911 RSR (2016)								
	1. Richard LIETZ 2. Michael CHRISTENSEN							LMGTE Pro								
	1	1	2:55.696	1:08.752	1:10.002	36.942	182.8	2:55.696	12	3	2:21.062	39.957	1:04.870	36.235	257.1	31:27.199
	2	1	2:21.964	40.717	1:04.797	36.450	254.3	5:17.660	13	3	2:32.561 B	40.676	1:07.133	44.752	255.7	33:59.760
	3	1	2:52.330 B	45.267	1:23.470	43.593	180.7	8:09.990	14	1	3:32.773	1:46.566	1:09.046	37.161	248.9	37:32.533
	4	1	7:32.403	5:50.107	1:05.969	36.327	248.9	15:42.393	15	1	2:26.614	41.155	1:08.405	37.054	254.3	39:59.147
	5	1	2:20.495	40.363	1:04.151	35.981	254.3	18:02.888	16	1	2:32.865 B	41.332	1:07.351	44.182	251.6	42:32.012
	6	1	2:20.846	40.507	1:04.372	35.967	257.1	20:23.734	17	1	3:55.317	2:09.275	1:06.843	39.199	248.9	46:27.329
	7	1	2:20.022	40.218	1:04.071	35.733	255.7	22:43.756	18	1	2:24.522	40.924	1:06.635	36.963	253.0	48:51.851
	8	1	2:21.232	40.271	1:04.977	35.984	255.7	25:04.988	19	1	2:24.786	40.972	1:06.319	37.495	253.0	51:16.637
	9	1	2:22.517	40.322	1:05.998	36.197	255.7	27:27.505	20	1	2:24.125	40.915	1:06.449	36.761	253.0	53:40.762
	10	1	2:20.940	40.321	1:04.558	36.061	257.1	29:48.445	21	1	2:23.843	40.994	1:06.229	36.620	254.3	56:04.605
	11	1	2:21.890	40.705	1:04.806	36.379	255.7	32:10.335	22	1	2:25.057	40.963	1:07.209	36.885	246.3	58:29.662
	12	1	2:27.282 B	40.292	1:04.667	42.323	255.7	34:37.617	23	1	2:24.222	41.034	1:06.290	36.898	251.6	1:00:53.884
	13	2	3:28.193	1:45.777	1:05.725	36.691	253.0	38:05.810								
	14	2	2:21.989	40.504	1:05.216	36.269	257.1	40:27.799								
	15	2	2:22.582	40.701	1:04.964	36.917	254.3	42:50.381								
	16	2	2:22.214	40.945	1:04.947	36.322	254.3	45:12.595								
	17	2	2:21.733	40.720	1:04.985	36.028	255.7	47:34.328								
	18	2	2:22.764	40.808	1:05.346	36.610	253.0	49:57.092								
	19	2	2:21.937	40.702	1:05.021	36.214	255.7	52:19.029								
	20	2	2:22.444	40.899	1:05.384	36.161	255.7	54:41.473								
	21	2	2:22.384	40.863	1:05.316	36.205	255.7	57:03.857								
	22	2	2:22.151	40.461	1:05.207	36.483	255.7	59:26.008								
23	2	2:28.286 B	40.550	1:05.210	42.526	255.7	1:01:54.294									
78	KCMG							Porsche 911 RSR								
	1. Christian RIED 2. Wolf HENZLER							LMGTE Am								
	1	2	2:35.389	50.469	1:07.905	37.015	242.5	2:35.389								
	2	2	2:22.436	40.517	1:05.543	36.376	253.0	4:57.825								
	3	2	2:49.110 B	42.054	1:24.043	43.013	175.3	7:46.935								
	4	2	5:00.849	3:19.463	1:05.213	36.173	253.0	12:47.784								
	5	2	2:20.767	40.116	1:04.664	35.987	254.3	15:08.551								
	6	2	2:20.812	40.231	1:04.588	35.993	255.7	17:29.363								
	7	2	2:27.765 B	40.333	1:04.999	42.433	255.7	19:57.128								
	8	1	3:22.564	1:36.904	1:08.409	37.251	236.4	23:19.692								
	9	1	2:26.639	41.775	1:07.502	37.362	251.6	25:46.331								
	10	1	2:26.048	41.469	1:07.518	37.061	253.0	28:12.379								
	11	1	2:27.919	41.335	1:07.536	39.048	257.1	30:40.298								
	12	1	2:39.540 B	42.719	1:09.367	47.454	245.0	33:19.838								
	13	1	7:08.378 B	5:11.923	1:09.322	47.133	245.0	40:28.216								
	83	AF Corse							Ferrari F458 Italia							
		1. François PERRODO 2. Emmanuel COLLARD							LMGTE Am							
		1	2	3:04.290	1:19.457	1:07.557	37.276	232.8	3:04.290							
		2	2	2:22.877	40.879	1:05.750	36.248	251.6	5:27.167							
		3	2	2:47.509	45.538	1:25.807	36.164	145.3	8:14.676							
		4	2	2:48.470	46.377	1:25.758	36.335	166.5	11:03.146							
		5	2	2:22.462	40.524	1:05.765	36.173	254.3	13:25.608							
		6	2	2:22.205	40.554	1:05.556	36.095	254.3	15:47.813							
		7	2	2:31.682 B	40.542	1:06.028	45.112	254.3	18:19.495							
8		3	3:40.643	1:55.868	1:07.845	36.930	240.0	22:00.138								
9		3	2:22.766	40.547	1:05.589	36.630	251.6	24:22.904								
10		3	2:21.859	40.486	1:05.280	36.093	253.0	26:44.763								
11		3	2:21.374	40.272	1:05.165	35.937	254.3	29:06.137								
86		Gulf Racing							Porsche 911 RSR							
		1. Michael WAINWRIGHT 2. Adam CARROLL							LMGTE Am							
		1	3	3:09.024	1:26.527	1:05.935	36.562	243.8	3:09.024							
		2	3	2:21.403	40.591	1:04.657	36.155	253.0	5:30.427							
		3	3	2:55.106 B	45.115	1:26.877	43.114	136.8	8:25.533							
		4	1	4:55.454	3:07.006	1:09.855	38.593	234.0	13:20.987							
		5	1	2:31.024	42.605	1:09.794	38.625	245.0	15:52.011							
		6	1	2:31.313	42.708	1:10.045	38.560	250.3	18:23.324							
		7	1	2:29.436	42.003	1:09.668	37.765	248.9	20:52.760							
		8	1	2:36.906 B	41.938	1:08.981	45.987	246.3	23:29.666							
		9	1	4:28.442	2:43.247	1:07.594	37.601	248.9	27:58.108							
	10	1	2:25.334	41.687	1:06.543	37.104	250.3	30:23.442								
	11	1	2:25.449	41.673	1:06.526	37.250	251.6	32:48.891								
	12	1	2:25.229	41.621	1:06.543	37.065	251.6	35:14.120								
	13	1	2:26.825	42.030	1:06.934	37.861	253.0	37:40.945								
	14	1	2:26.075	41.631	1:07.307	37.137	250.3	40:07.020								
	15	1	2:26.691	41.735	1:07.383	37.573	250.3	42:33.711								
	16	1	2:30.251	41.616	1:10.156	38.479	250.3	45:03.962								
	17	1	2:33.603 B	41.770	1:07.460	44.373	248.9	47:37.565								
	18	2	4:27.942	2:41.941	1:07.668	38.333	250.3	52:05.507								
	19	2	2:24.233	41.537	1:06.041	36.655	251.6	54:29.740								
	20	2	2:22.851	40.932	1:05.519	36.400	251.6	56:52.591								
	21	2	2:23.915	40.973	1:06.306	36.636	241.2	59:16.506								
	22	2	2:22.998	40.576	1:05.610	36.812	254.3	1:01:39.504								
88	Abu Dhabi-Proton Racing							Porsche 911 RSR								
	1. Khaled AL QUBAISI 2. David HEINEMEIER HANSSON							LMGTE Am								
	1	1	3:00.709	1:10.898	1:10.561	39.250	195.8	3:00.709								
	2	1	2:28.759	41.554	1:10.210	36.995	251.6	5:29.468								
	3	1	2:48.315	45.388	1:26.109	36.818	134.5	8:17.783								
	4	1	2:51.188 B	41.436	1:25.443	44.309	161.4	11:08.971								
	5	3	4:03.254	2:20.116	1:06.288	36.850	238.8	15:12.225								
	6	3	2:23.274	40.513	1:05.782	36.979	255.7	17:35.499								
	7	3	2:31.162 B	40.520	1:07.314	43.328	257.1	20:06.661								
	8	3	3:37.708	2:13.201	1:07.875	36.632	172.1	24:04.369								
	9	3	2:22.173	40.281	1:05.668	36.224	255.7	26:26.542								
	10	3	2:20.965	40.038	1:04.916	36.011	255.7	28:47.507								
	11	3	2:30.281 B	40.443	1:06.816	43.022	255.7	31:17.788								
	12	1	3:37.728	1:52.897	1:07.632	37.199	251.6	34:55.516								
	13	1	2:23.579	40.538	1:06.394	36.647	257.1	37:19.095								
	14	1	2:24.478	40.683	1:06.708	37.087	254.3	39:43.573								
	15	1	2:30.053 B	40.996	1:06.360	42.697	255.7	42:13.626								
	16	2	3:28.827	1:43.593	1:07.917	37.317	246.3	45:42.453								
	17	2	2:25.526	41.757	1:06.040	37.729	251.6	48:07.979								



FIA WEC
6 Hours of Spa-Francorchamps
Free Practice 3
Sector Analysis

■ Personal Best ■ Session Best B Crossing the finish line in pit lane

Lap	D	Time	Sector 1	Sector 2	Sector 3	T. Spd	Elapsed	Lap	D	Time	Sector 1	Sector 2	Sector 3	T. Spd	Elapsed
18	2	2:24.242	41.049	1:06.022	37.171	250.3	50:32.221	2	3	2:29.532	42.425	1:09.800	37.307	201.7	5:33.168
19	2	2:23.221	40.812	1:05.839	36.570	254.3	52:55.442	3	3	2:57.003B	44.398	1:28.731	43.874	153.4	8:30.171
95 Aston Martin Racing Aston Martin Vantage V8 1. Nicki THIMM 3. Darren TURNER LMGTE Pro 2. Marco SØRENSEN								4 3 3:22.115 1:38.310 1:06.940 36.865 247.6 11:52.286 5 3 2:23.642 40.599 1:06.167 36.876 255.7 14:15.928 6 3 2:28.490B 40.363 1:05.778 42.349 257.1 16:44.418 7 2 3:55.861 2:10.731 1:07.863 37.267 242.5 20:40.279 8 2 2:21.902 40.285 1:05.559 36.058 257.1 23:02.181 9 2 2:21.529 39.952 1:05.070 36.507 258.6 25:23.710 10 2 2:28.168B 40.019 1:05.293 42.856 260.0 27:51.878 11 1 3:49.162 2:04.351 1:07.774 37.037 254.3 31:41.040 12 1 2:32.429B 40.705 1:07.033 44.691 255.7 34:13.469 13 1 3:37.840 1:38.706 1:14.281 44.853 185.0 37:51.309 14 1 2:22.205 40.197 1:05.372 36.636 257.1 40:13.514 15 1 2:21.926 40.549 1:05.022 36.355 257.1 42:35.440 16 1 2:29.138B 40.050 1:06.494 42.594 254.3 45:04.578 17 2 3:35.774 1:53.065 1:05.673 37.036 245.0 48:40.352 18 2 2:19.860 39.951 1:04.165 35.744 257.1 51:00.212 19 2 2:20.230 40.042 1:04.160 36.028 257.1 53:20.442 20 2 2:20.022 39.911 1:03.964 36.147 255.7 55:40.464 21 2 2:27.354B 39.991 1:04.468 42.895 257.1 58:07.818 22 3 4:21.950B 2:28.801 1:05.812 47.337 253.0 1:02:29.768							
1	1	3:21.786	1:37.332	1:07.831	36.623	204.4	3:21.786								
2	1	2:25.183	40.103	1:06.652	38.428	264.4	5:46.969								
3	1	2:39.942	40.540	1:23.448	35.954	222.9	8:26.911								
4	1	2:42.800B	40.031	1:20.411	42.358	245.0	11:09.711								
5	1	5:51.668	4:10.898	1:04.885	35.885	261.5	17:01.379								
6	1	2:19.463	39.777	1:04.201	35.485	269.0	19:20.842								
7	1	2:18.730	39.510	1:03.748	35.472	269.0	21:39.572								
8	1	2:19.695	39.733	1:04.225	35.737	262.9	23:59.267								
9	1	2:21.214	40.151	1:05.267	35.796	261.5	26:20.481								
10	1	2:26.071B	39.857	1:04.760	41.454	264.4	28:46.552								
11	2	4:56.299	3:13.129	1:06.488	36.682	246.3	33:42.851								
12	2	2:23.295	40.242	1:06.261	36.792	261.5	36:06.146								
13	2	2:22.584	40.271	1:05.623	36.690	262.9	38:28.730								
14	2	2:22.128	40.392	1:05.499	36.237	262.9	40:50.858								
15	2	2:22.348	40.330	1:05.762	36.256	264.4	43:13.206								
16	2	2:29.202B	40.253	1:05.594	43.355	264.4	45:42.408								
17	2	5:03.160	3:19.536	1:06.704	36.920	250.3	50:45.568								
18	2	2:19.274	39.877	1:03.923	35.474	264.4	53:04.842								
19	2	2:22.700	39.820	1:06.192	36.688	262.9	55:27.542								
20	2	2:19.895	39.815	1:04.365	35.715	262.9	57:47.437								
21	2	2:20.092	39.976	1:04.305	35.811	261.5	1:00:07.529								
97 Aston Martin Racing Aston Martin Vantage V8 1. Richie STANAWAY 3. Jonathan ADAM LMGTE Pro 2. Fernando REES															
1	2	3:22.737	1:33.162	1:10.071	39.504	201.7	3:22.737								
2	2	2:27.693	40.664	1:10.711	36.318	209.9	5:50.430								
3	2	2:58.171	59.979	1:22.296	35.896	156.5	8:48.601								
4	2	2:46.881	54.271	1:17.036	35.574	156.5	11:35.482								
5	2	2:19.255	39.439	1:04.467	35.349	269.0	13:54.737								
6	2	2:28.728B	39.547	1:05.315	43.866	265.9	16:23.465								
7	2	3:32.242	1:46.460	1:08.842	36.940	237.6	19:55.707								
8	2	2:23.247	39.841	1:07.300	36.106	267.4	22:18.954								
9	2	2:21.715	39.628	1:05.854	36.233	269.0	24:40.669								
10	2	2:31.815B	39.993	1:07.751	44.071	264.4	27:12.484								
11	2	3:39.512	1:55.436	1:06.378	37.698	265.9	30:51.996								
12	2	2:27.350	39.952	1:09.036	38.362	258.6	33:19.346								
13	2	2:20.945	39.617	1:05.432	35.896	272.1	35:40.291								
14	2	2:22.613	39.698	1:06.022	36.893	269.0	38:02.904								
15	2	2:31.434B	39.865	1:07.163	44.406	260.0	40:34.338								
16	1	3:30.793	1:49.973	1:05.180	35.640	260.0	44:05.131								
17	1	2:21.175	39.510	1:04.966	36.699	264.4	46:26.306								
18	1	2:21.058	39.690	1:04.931	36.437	264.4	48:47.364								
19	1	2:20.841	39.706	1:04.823	36.312	265.9	51:08.205								
20	1	2:20.655	39.600	1:05.144	35.911	265.9	53:28.860								
21	1	2:28.438B	39.868	1:05.858	42.712	265.9	55:57.298								
22	1	3:25.695	1:43.802	1:05.657	36.236	261.5	59:22.993								
23	1	2:21.369	39.809	1:05.357	36.203	262.9	1:01:44.362								
98 Aston Martin Racing Aston Martin Vantage V8 1. Paul DALLA LANA 3. Mathias LAUDA LMGTE Am 2. Pedro LAMY															
1	3	3:03.636	1:07.773	1:15.498	40.365	169.0	3:03.636								