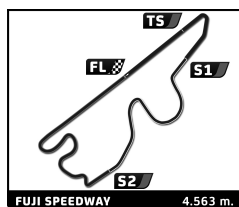


FIA WEC
6 Hours of Fuji
Free Practice 1

Sector Analysis

■ Personal Best ■ Session Best B Crossing the finish line in pit lane

Lap	D	Time	Sector 1	Sector 2	Sector 3	T. Spd	Elapsed	Lap	D	Time	Sector 1	Sector 2	Sector 3	T. Spd	Elapsed
1 Porsche LMP Team Porsche 919 Hybrid															
1.Neel JANI 3.Nick TANDY LMP1 - H															
2.André LOTTERER															
1	3	2:07.603 B	30.500	36.782	1:00.321	120.4	2:07.603	17	3	5:02.736	2:47.564	1:07.293	1:07.879	79.3	48:12.717
2	3	9:02.344	7:41.336	33.447	47.561	149.4	11:09.947	18	3	2:14.694	54.189	32.716	47.789	264.7	50:27.411
3	3	1:39.988	21.775	31.469	46.744	212.6	12:49.935	19	3	1:37.450	21.092	30.013	46.345	259.0	52:04.861
4	3	1:39.057	21.459	31.601	45.997	220.0	14:28.992	20	3	1:37.633	20.652	30.481	46.500	265.4	53:42.494
5	3	1:37.389	21.109	30.377	45.903	237.4	16:06.381	21	3	1:36.588	20.724	30.030	45.834	265.4	55:19.082
6	3	1:36.270	20.894	30.014	45.362	237.4	17:42.651	22	3	1:36.909	20.495	30.332	46.082	263.4	56:55.991
7	3	1:35.738	20.855	29.327	45.556	238.4	19:18.389	23	3	1:36.856	20.697	29.432	46.727	269.3	58:32.847
8	3	1:41.645 B	20.578	29.311	51.756	268.7	21:00.034	24	3	1:36.999	20.914	29.903	46.182	265.4	1:00:09.846
9	3	11:41.092	...	29.757	45.895	148.1	32:41.126	25	3	1:43.089 B	20.348	29.386	53.355	268.7	1:01:52.935
10	3	1:39.918	21.622	30.055	48.241	226.9	34:21.044	26	3	6:26.361	5:07.419	32.356	46.586	154.1	1:08:19.296
11	3	1:36.113	20.801	29.561	45.751	259.0	35:57.157	27	3	2:21.367 B	48.372	34.931	58.064	265.4	1:10:40.663
12	3	1:37.822	20.765	30.475	46.582	256.5	37:34.979	28	1	8:00.573	5:37.379	55.560	1:27.634	153.0	1:18:41.236
13	3	1:39.151	20.754	29.716	48.681	266.0	39:14.130	29	1	2:14.773	52.069	33.739	48.965	79.4	1:20:56.009
14	3	1:36.603	20.776	29.622	46.205	260.9	40:50.733	30	1	1:43.019	21.688	32.722	48.609	235.8	1:22:39.028
15	3	1:44.985 B	20.303	29.882	54.800	270.7	42:35.718	31	1	1:41.976	21.844	32.470	47.662	214.3	1:24:21.004
16	2	12:16.245	...	32.733	47.374	147.9	54:51.963	32	1	1:37.647	20.789	30.763	46.095	260.9	1:25:58.651
17	2	1:36.820	20.972	29.929	45.919	243.2	56:28.783	33	1	1:37.609	20.760	30.347	46.502	258.4	1:27:36.260
18	2	1:38.445	20.840	29.678	47.927	255.3	58:07.228	34	1	1:39.263	21.097	32.128	46.038	257.8	1:29:15.523
19	2	1:35.527	20.833	29.276	45.418	246.6	59:42.755	35	1	1:40.650	23.776	30.685	46.189	272.0	1:30:56.173
20	2	1:36.083	20.649	29.567	45.867	266.0	1:01:18.838								
21	2	1:36.270	20.668	29.544	46.058	266.7	1:02:55.108								
22	2	1:42.097 B	20.447	29.133	52.517	277.6	1:04:37.205								
23	2	6:20.231	5:01.869	31.315	47.047	153.8	1:10:57.436								
24	2	1:36.018	20.936	29.302	45.780	250.0	1:12:33.454								
25	2	1:36.469	20.810	30.111	45.548	266.0	1:14:09.923								
26	2	1:35.579	20.609	29.167	45.803	270.7	1:15:45.502								
27	2	2:25.887 B	21.132	38.609	1:26.146	245.5	1:18:11.389								
28	1	3:05.142	1:43.797	33.155	48.190	127.1	1:21:16.531								
29	1	1:43.461	22.140	32.367	48.954	217.3	1:22:59.992								
30	1	1:38.194	21.258	30.576	46.360	246.0	1:24:38.186								
31	1	1:39.490	20.943	30.269	48.278	254.7	1:26:17.676								
32	1	1:41.756	21.730	32.070	47.956	236.3	1:27:59.432								
33	1	1:36.804	20.753	29.898	46.153	267.3	1:29:36.236								
34	1	1:36.661	20.750	29.788	46.123	261.5	1:31:12.897								
2 Porsche LMP Team Porsche 919 Hybrid															
1.Timo BERNHARD 3.Brendon HARTLEY LMP1 - H															
2.Earl BAMBER															
1	2	2:03.632 B	28.208	36.757	58.667	130.9	2:03.632								
2	2	10:32.121	9:11.445	33.185	47.491	142.1	12:35.753								
3	2	1:39.709	21.489	31.389	46.831	238.4	14:15.462								
4	2	1:36.464	21.096	29.896	45.472	237.4	15:51.926								
5	2	1:36.552	21.047	29.496	46.009	258.4	17:28.478								
6	2	1:35.660	20.795	29.408	45.457	254.1	19:04.138								
7	2	1:36.112	20.708	29.653	45.751	259.6	20:40.250								
8	2	1:37.711	20.699	31.410	45.602	261.5	22:17.961								
9	2	1:41.863 B	20.833	29.595	51.435	252.9	23:59.824								
10	2	9:23.912	8:06.797	31.012	46.103	152.1	33:23.736								
11	2	1:36.394	20.697	29.789	45.908	257.8	35:00.130								
12	2	1:35.750	20.638	29.308	45.804	261.5	36:35.880								
13	2	1:36.150	20.661	29.577	45.912	262.1	38:12.030								
14	2	1:37.857	20.759	29.142	47.956	272.7	39:49.887								
15	2	1:37.339	20.459	29.348	47.532	275.5	41:27.226								
16	2	1:42.755 B	20.537	30.077	52.141	266.7	43:09.981								
7 Toyota Gazoo Racing Toyota TS050 - Hybrid															
1.Mike CONWAY 3.Jose Maria LOPEZ LMP1 - H															
2.Kamui KOBAYASHI															
1	2	3:48.584	2:27.217	33.104	48.263	153.4	3:48.584								
2	2	1:38.332	21.181	30.443	46.708	242.2	5:26.916								
3	2	1:36.881	20.829	30.033	46.019	246.0	7:03.797								
4	2	1:42.001	21.174	33.001	47.826	251.2	8:45.798								
5	2	1:40.191	21.785	31.545	46.861	252.9	10:25.989								
6	2	1:44.258 B	20.736	30.586	52.936	260.9	12:10.247								
7	3	9:21.338	8:00.927	32.811	47.600	151.0	21:31.585								
8	3	1:37.718	20.929	30.727	46.062	257.1	23:09.303								
9	3	1:37.051	20.767	30.022	46.262	259.0	24:46.354								
10	3	1:36.478	20.507	29.864	46.107	262.1	26:22.832								
11	3	1:36.010	20.554	29.471	45.985	262.1	27:58.842								
12	3	1:43.968 B	20.713	30.699	52.556	279.1	29:42.810								
13	1	4:33.257	3:10.236	33.560	49.461	164.9	34:16.067								
14	1	1:40.173	20.959	31.619	47.595	254.7	35:56.240								
15	1	1:39.994	20.647	32.003	47.344	255.9	37:36.234								
16	1	1:49.545 B	20.625	31.214	57.706	263.4	39:25.779								
17	1	2:32.449	1:13.227	32.065	47.157	173.4	41:58.228								
18	1	1:37.102	20.542	30.171	46.389	258.4	43:35.330								
19	1	2:20.229	24.764	30.771	1:24.694	262.8	45:55.559								
20	1	2:51.728	53.346	1:07.445	50.937	78.9	48:47.287								
21	1	1:37.674	20.284	31.177	46.213	274.1	50:24.961								
22	1	1:37.438	20.608	30.642	46.188	270.0	52:02.399								
23	1	1:40.907	20.606	32.475	47.826	271.4	53:43.306								
24	1	1:43.603 B	20.826	30.922	51.855	257.8	55:26.909								
25	1	8:26.370	7:07.901	31.271	47.198	163.6	1:03:53.279								
26	1	1:38.400	21.154	30.110	47.136	255.3	1:05:31.679								
27	1	1:37.143	20.811	30.065	46.267	260.9	1:07:08.822								
28	1	1:42.106	25.298	30.435	46.373	261.5	1:08:50.928								
29	1	1:37.321	20.784	30.155	46.382	259.0	1:10:28.249								
30	1	1:45.486 B	20.786	30.177	54.523	257.8	1:12:13.735								
31	3	2:45.637	1:25.622	32.754	47.261	163.4	1:14:59.372								
32	3	1:46.432	21.234	30.333	54.865	262.8	1:16:45.804								
33	3	3:01.697	52.399	1:07.254	1:02.044	79.3	1:19:47.501								
34	3	1:37.683	20.623	30.471	46.589	257.8	1:21:25.184								
35	3	1:47.227 B	21.355	31.493	54.379	226.4	1:23:12.411								

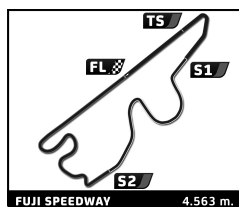


FIA WEC
6 Hours of Fuji
Free Practice 1

Sector Analysis

■ Personal Best ■ Session Best B Crossing the finish line in pit lane

Lap	D	Time	Sector 1	Sector 2	Sector 3	T. Spd	Elapsed	Lap	D	Time	Sector 1	Sector 2	Sector 3	T. Spd	Elapsed
36	2	4:48.542	3:28.136	31.882	48.524	169.0	1:28:00.953	10	3	1:44.742	21.934	32.363	50.445	255.9	23:35.337
37	2	1:39.399	21.483	31.027	46.889	226.9	1:29:40.352	11	3	1:45.846	21.957	32.896	50.993	265.4	25:21.183
38	2	2:08.337 B	20.931	30.196	1:17.210	252.3	1:31:48.689	12	3	1:44.671	21.850	32.628	50.193	271.4	27:05.854
8 Toyota Gazoo Racing Toyota TS050 - Hybrid								13 Vaillante Rebellion Oreca 07 - Gibson							
1.Sébastien BUEMI 3.Kazuki NAKAJIMA LMP1 - H								1.Mathias BECHE 3.Nelson PIQUET JR LMP2							
2.Anthony DAVIDSON								2.David HEINEMEIER HANS!							
1	1	2:38.180 B	1:02.636	35.769	59.775	141.4	2:38.180	1	2	2:03.728	32.129	38.501	53.098	132.2	2:03.728
2	1	6:14.903	4:55.097	32.216	47.590	165.9	8:53.083	2	2	2:07.600 B	28.682	37.101	1:01.817	254.7	4:11.328
3	1	1:39.660	21.881	30.360	47.419	218.2	10:32.743	3	2	12:53.880	...	34.019	50.502	142.1	17:05.208
4	1	1:37.893	21.028	29.976	46.889	246.6	12:10.636	4	2	1:44.806	22.260	32.822	49.724	243.8	18:50.014
5	1	1:39.536	23.932	29.526	46.078	253.5	13:50.172	5	2	1:43.704	21.996	32.423	49.285	256.5	20:33.718
6	1	1:36.807	21.027	29.453	46.327	249.4	15:26.979	6	2	1:43.533	21.906	32.284	49.343	272.7	22:17.251
7	1	1:37.041	20.772	29.574	46.695	254.7	17:04.020	7	2	1:44.817	22.049	32.680	50.088	272.0	24:02.068
8	1	1:36.105	20.701	29.295	46.109	255.9	18:40.125	8	2	1:53.584 B	21.981	33.361	58.242	272.0	25:55.652
9	1	1:43.321 B	20.911	29.352	53.058	256.5	20:23.446	9	2	4:21.314	2:49.798	37.129	54.387	147.5	30:16.966
10	1	8:11.315	6:53.813	31.191	46.311	166.2	28:34.761	10	2	1:49.583	22.971	34.303	52.309	224.1	32:06.549
11	1	1:37.526	20.741	30.341	46.444	260.2	30:12.287	11	2	1:48.460	23.111	33.906	51.443	223.1	33:55.009
12	1	1:36.216	20.719	29.472	46.025	260.2	31:48.503	12	2	1:47.021	22.410	33.462	51.149	241.6	35:42.030
13	1	1:36.518	20.559	29.760	46.199	260.9	33:25.021	13	2	1:47.210	22.251	33.625	51.334	253.5	37:29.240
14	1	1:36.374	20.570	29.796	46.008	259.0	35:01.395	14	2	1:47.068	22.240	33.568	51.260	262.8	39:16.308
15	1	1:43.500 B	20.628	29.504	53.368	257.1	36:44.895	15	2	1:55.238 B	22.110	33.891	59.237	272.7	41:11.546
16	2	8:32.958	6:46.857	31.672	1:14.429	166.2	45:17.853	16	3	4:00.163 B	2:02.314	36.569	1:21.280	94.9	45:11.709
17	2	3:01.037	53.813	1:06.926	1:00.298	79.4	48:18.890	17	3	4:39.755	3:12.492	34.924	52.339	144.6	49:51.464
18	2	1:36.731	20.375	30.109	46.247	256.5	49:55.621	18	3	1:47.423	22.601	33.852	50.970	276.9	51:38.887
19	2	1:37.598	20.732	31.029	45.837	264.1	51:33.219	19	3	1:47.783	22.732	33.073	51.978	228.3	53:26.670
20	2	1:38.577	20.728	30.139	47.710	262.8	53:11.796	20	3	1:45.823	22.212	33.045	50.566	255.3	55:12.493
21	2	1:52.887	20.583	30.915	1:01.389	260.2	55:04.683	21	3	1:44.898	21.972	32.824	50.102	265.4	56:57.391
22	2	1:37.133	20.762	30.019	46.352	261.5	56:41.816	22	3	1:45.360	22.055	32.558	50.747	262.8	58:42.751
23	2	1:37.695	20.919	29.831	46.945	261.5	58:19.511	23	3	1:58.642 B	24.788	34.046	59.808	285.0	1:00:41.393
24	2	1:37.008	20.779	29.746	46.483	266.0	59:56.519	24	3	8:51.507	7:25.011	34.139	52.357	140.1	1:09:32.900
25	2	1:37.221	20.641	30.105	46.475	261.5	1:01:33.740	25	3	1:45.948	22.251	32.839	50.858	241.6	1:11:18.848
26	2	1:37.887	20.657	30.302	46.928	264.1	1:03:11.627	26	3	1:46.753	21.951	33.121	51.681	272.7	1:13:05.601
27	2	1:38.290	20.934	30.436	46.920	259.6	1:04:49.917								
28	2	1:38.495	20.899	30.906	46.690	262.1	1:06:28.412								
29	2	1:53.721 B	22.050	36.522	55.149	261.5	1:08:22.133								
30	3	7:15.653	5:56.779	31.673	47.201	157.0	1:15:37.786								
31	3	2:14.285	20.684	30.130	1:23.471	259.6	1:17:52.071								
32	3	2:37.819	53.093	55.623	49.103	77.6	1:20:29.890								
33	3	1:37.222	20.613	30.119	46.490	265.4	1:22:07.112								
34	3	1:40.407	20.865	30.943	48.599	255.3	1:23:47.519								
35	3	1:37.668	20.688	30.155	46.825	260.9	1:25:25.187								
36	3	1:45.298 B	21.208	30.533	53.557	223.6	1:27:10.485								
37	3	2:32.244	1:09.490	32.634	50.120	169.8	1:29:42.729								
38	3	1:38.518	21.022	30.212	47.284	257.8	1:31:21.247								

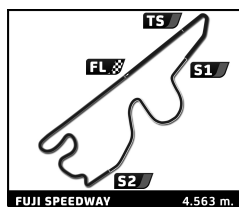


FIA WEC
6 Hours of Fuji
Free Practice 1

Sector Analysis

■ Personal Best ■ Session Best B Crossing the finish line in pit lane

Lap	D	Time	Sector 1	Sector 2	Sector 3	T. Spd	Elapsed	Lap	D	Time	Sector 1	Sector 2	Sector 3	T. Spd	Elapsed
27	3	1:46.458	22.036	33.305	51.117	274.1	1:14:52.059	12	3	1:46.684	22.670	33.127	50.887	215.6	36:35.425
28	3	1:50.200	22.146	33.742	54.312	268.0	1:16:42.259	13	3	1:46.920	22.404	33.520	50.996	229.3	38:22.345
29	3	3:15.947 B	52.497	1:07.215	1:16.235	79.3	1:19:58.206	14	3	1:57.843 B	22.164	33.381	1:02.298	227.4	40:20.188
30	2	3:54.219	2:24.113	36.271	53.835	141.4	1:23:52.425	15	3	5:19.778	3:23.629	33.775	1:22.374	140.6	45:39.966
31	2	1:50.972	22.961	34.510	53.501	234.8	1:25:43.397	16	3	2:57.310	51.905	1:06.454	58.951	79.6	48:37.276
32	2	1:50.367	22.538	34.237	53.592	243.2	1:27:33.764	17	3	1:50.054	23.871	34.479	51.704	208.5	50:27.330
33	2	2:01.552 B	22.520	34.967	1:04.065	237.4	1:29:35.316	18	3	1:46.740	22.501	33.312	50.927	228.3	52:14.070
25 CEFC Manor TRS Racing Oreca 07 - Gibson															
1.Roberto GONZALEZ 3.Vitaly PETROV															
2.Simon TRUMMER LMP2															
1	2	2:52.108 B	53.895	48.305	1:09.908	89.1	2:52.108	22	1	5:22.763	3:54.289	35.998	52.476	132.4	1:03:02.167
2	2	22:33.557	...	39.218	59.293	112.4	25:25.665	23	1	1:48.383	22.641	34.230	51.512	222.7	1:04:50.550
3	2	1:47.220	22.591	33.705	50.924	225.9	27:12.885	24	1	1:47.170	22.901	33.462	50.807	220.4	1:06:37.720
4	2	1:45.950	22.571	32.871	50.508	233.3	28:58.835	25	1	1:46.762	22.239	33.303	51.220	263.4	1:08:24.482
5	2	1:46.773	22.244	32.807	51.722	268.7	30:45.608	26	1	1:48.286	23.297	33.690	51.299	256.5	1:10:12.768
6	2	1:52.995	25.974	34.491	52.530	244.3	32:38.603	27	1	1:46.452	22.152	33.219	51.081	281.2	1:11:59.220
7	2	1:46.401	22.158	33.421	50.822	240.0	34:25.004	28	1	1:53.748 B	22.080	33.199	58.469	279.1	1:13:52.968
8	2	1:46.152	22.022	32.915	51.215	254.1	36:11.156	29	2	3:52.602	1:52.458	35.542	1:24.602	148.4	1:17:45.570
9	2	1:45.228	22.065	32.571	50.592	255.3	37:56.384	30	2	2:50.179	57.805	58.058	54.316	79.7	1:20:35.749
10	2	1:58.436 B	22.148	33.634	1:02.654	269.3	39:54.820	31	2	1:50.229	22.821	35.433	51.975	240.0	1:22:25.978
11	1	6:42.306	4:13.607	57.221	1:31.478	113.1	46:37.126	32	2	1:47.239	22.314	33.808	51.117	264.7	1:24:13.217
12	1	2:45.459	54.465	55.992	55.002	78.3	49:22.585	33	2	1:56.152	30.129	34.616	51.407	217.3	1:26:09.369
13	1	1:56.891	25.213	37.658	54.020	172.2	51:19.476	34	2	1:54.665	27.034	34.421	53.210	268.7	1:28:04.034
14	1	1:53.668	24.468	35.464	53.736	191.5	53:13.144	35	2	1:48.587	23.049	33.886	51.652	210.9	1:29:52.621
15	1	1:51.774	23.418	34.730	53.626	210.5	55:04.918	36	2	1:48.605	23.231	33.773	51.601	220.9	1:31:41.226
16	1	1:49.523	23.088	33.680	52.755	211.8	56:54.441	28 TDS Racing Oreca 07 - Gibson							
17	1	1:51.870	23.160	33.878	54.832	228.8	58:46.311	1.François PERRODO 3.Emmanuel COLLARD							
18	1	1:49.833	22.618	34.503	52.712	260.9	1:00:36.144	2.Matthieu VAXIVIERE							
19	1	1:49.549	22.705	35.236	51.608	222.2	1:02:25.693	1	2	4:31.421	3:01.275	35.875	54.271	113.0	4:31.421
20	1	1:49.843	22.753	33.235	53.855	217.7	1:04:15.536	2	2	1:46.245	22.457	32.913	50.875	214.7	6:17.666
21	1	1:48.950	22.299	33.469	53.182	252.9	1:06:04.486	3	2	1:45.045	22.679	32.232	50.134	245.5	8:02.711
22	1	1:48.511	22.187	33.656	52.668	274.1	1:07:52.997	4	2	1:46.056	22.127	33.419	50.510	246.6	9:48.767
23	1	1:50.660	22.339	34.931	53.390	270.7	1:09:43.657	5	2	1:47.587	22.954	34.284	50.349	211.4	11:36.354
24	1	2:01.087 B	22.832	35.407	1:02.848	247.1	1:11:44.744	6	2	1:44.278	21.919	32.148	50.211	259.0	13:20.632
25	3	3:23.801	1:54.286	36.831	52.684	116.8	1:15:08.545	7	2	1:43.225	21.805	31.979	49.441	280.5	15:03.857
26	3	2:20.293 B	26.285	34.128	1:19.880	222.7	1:17:28.838	8	2	1:54.962 B	22.392	34.368	58.202	232.3	16:58.819
27	3	5:07.962	3:37.098	35.371	55.493	138.5	1:22:36.800	9	2	6:46.732	5:23.115	33.050	50.567	132.8	23:45.551
28	3	1:47.767	22.850	33.325	51.592	224.1	1:24:24.567	10	2	1:43.670	21.833	31.915	49.922	286.5	25:29.221
29	3	1:49.624	22.926	34.101	52.597	220.9	1:26:14.191	11	2	1:52.701 B	21.712	32.264	58.725	285.7	27:21.922
30	3	1:45.904	22.340	32.629	50.935	243.8	1:28:00.095	12	1	3:51.088	2:20.125	36.698	54.265	124.6	31:13.010
31	3	1:46.948	22.827	33.050	51.071	205.7	1:29:47.043	13	1	1:50.615	23.051	36.024	51.540	241.6	33:03.625
32	3	1:55.068 B	22.339	32.861	59.868	251.2	1:31:42.111	14	1	1:47.991	22.963	33.637	51.391	230.3	34:51.616
26 G-Drive Racing Oreca 07 - Gibson															
1.Roman RUSINOV 3.James ROSSITER															
2.Pierre THIRIET LMP2															
1	3	6:59.776	5:34.432	34.514	50.830	126.9	6:59.776	15	1	1:48.277	22.665	33.554	52.058	254.7	36:39.893
2	3	1:47.059	22.734	33.907	50.418	211.8	8:46.835	16	1	1:48.079	22.838	33.354	51.887	248.3	38:27.972
3	3	1:44.613	22.456	32.163	49.994	216.9	10:31.448	17	1	1:47.996	22.375	33.333	52.288	254.1	40:15.968
4	3	1:44.765	22.316	32.447	50.002	225.9	12:16.213	18	1	1:47.125	22.454	33.293	51.378	252.9	42:03.093
5	3	1:44.003	22.217	32.111	49.675	226.9	14:00.216	19	1	1:48.408	22.393	33.193	52.822	246.0	43:51.501
6	3	1:44.296	22.210	32.073	50.013	239.5	15:44.512	20	1	2:46.878	22.459	52.479	1:31.940	254.1	46:38.379
7	3	1:43.912	21.837	31.978	50.097	252.3	17:28.424	21	1	2:40.643	53.833	52.982	53.828	78.6	49:19.022
8	3	1:53.653 B	22.285	32.645	58.723	245.5	19:22.077	22	1	1:49.439	22.917	34.670	51.852	214.3	51:08.461
9	3	11:52.083	...	34.097	51.155	125.7	31:14.160	23	1	1:46.954	22.216	33.195	51.543	280.5	52:55.415
10	3	1:47.112	22.200	33.889	51.023	244.3	33:01.272	24	1	1:48.422	22.120	33.351	52.951	285.0	54:43.837
11	3	1:47.469	22.630	33.526	51.313	216.9	34:48.741	25	1	1:59.545 B	22.734	36.144	1:00.667	231.8	56:43.382
								26	3	3:29.597	2:02.081	34.601	52.915	142.5	1:00:12.979
								27	3	1:47.644	22.819	33.488	51.337	213.9	1:02:00.623
								28	3	1:46.194	22.390	32.951	50.853	242.7	1:03:46.817
								29	3	1:46.562	22.208	33.028	51.326	246.6	1:05:33.379

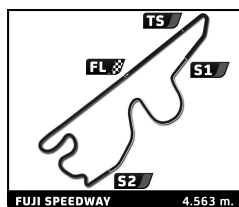


FIA WEC
6 Hours of Fuji
Free Practice 1

Sector Analysis

■ Personal Best ■ Session Best B Crossing the finish line in pit lane

Lap	D	Time	Sector 1	Sector 2	Sector 3	T. Spd	Elapsed	Lap	D	Time	Sector 1	Sector 2	Sector 3	T. Spd	Elapsed
30	3	1:46.374	22.389	32.903	51.082	260.2	1:07:19.753	9	2	1:44.736	22.039	32.285	50.412	274.1	38:09.879
31	3	2:02.638 B	26.174	34.427	1:02.037	268.0	1:09:22.391	10	2	1:58.291 B	25.612	32.834	59.845	280.5	40:08.170
32	3	6:22.241	4:56.162	34.266	51.813	143.6	1:15:44.632	11	3	1:44.192	...	34.670	52.466	147.9	51:52.362
33	3	2:41.065	22.709	50.570	1:27.786	230.8	1:18:25.697	12	3	1:49.104	23.893	33.807	51.404	270.7	53:41.466
34	3	2:26.025	53.642	40.424	51.959	78.9	1:20:51.722	13	3	1:48.933	23.241	34.110	51.582	228.3	55:30.399
35	3	1:47.591	22.473	33.591	51.527	254.7	1:22:39.313	14	3	1:49.004	23.213	34.130	51.661	224.1	57:19.403
36	3	1:57.786 B	23.184	34.399	1:00.203	191.2	1:24:37.099	15	3	1:46.929	22.174	33.569	51.186	258.4	59:06.332
37	3	5:47.156	4:21.239	34.219	51.698	143.6	1:30:24.255	16	3	1:55.219 B	22.369	33.035	59.815	267.3	1:01:01.551
31 Vaillante Rebellion Orega 07 - Gibson LMP2 1. Julien CANAL 3. Bruno SENNA 2. Nicolas PROST								37 Jackie Chan DC Racing Orega 07 - Gibson LMP2 1. David CHENG 3. Tristan GOMMENDY 2. Alex BRUNDLE							
1	1	5:36.752	4:00.437	37.651	58.664	129.0	5:36.752	1	2	2:32.126	1:00.312	36.592	55.222	139.5	2:32.126
2	1	1:53.284	23.604	34.984	54.696	194.2	7:30.036	2	2	2:00.788 B	22.774	34.588	1:03.426	220.4	4:32.914
3	1	1:49.424	23.145	33.932	52.347	207.3	9:19.460	3	2	7:27.787	6:04.995	32.749	50.043	146.5	12:00.701
4	1	1:46.612	22.737	33.330	50.545	226.4	11:06.072	4	2	1:43.233	21.901	31.801	49.531	247.1	13:43.934
5	1	1:45.794	22.282	33.174	50.338	245.5	12:51.866	5	2	1:43.563	21.815	31.938	49.810	260.9	15:27.497
6	1	1:46.963	22.012	34.442	50.509	263.4	14:38.829	6	2	1:44.080	22.130	32.319	49.631	240.0	17:11.577
7	1	1:54.926 B	22.042	32.679	1:00.205	272.0	16:33.755	7	2	1:43.671	21.868	31.957	49.846	257.8	18:55.248
8	1	7:28.130	6:01.368	34.972	51.790	140.3	24:01.885	8	2	1:51.868 B	21.813	32.121	57.934	276.2	20:47.116
9	1	1:46.838	21.834	33.915	51.089	267.3	25:48.723	9	2	3:31.169	2:06.488	33.409	51.272	146.1	24:18.285
10	1	2:01.805 B	23.973	33.838	1:03.994	284.2	27:50.528	10	2	1:44.718	21.953	32.676	50.089	257.8	26:03.003
11	2	4:25.479	2:57.560	35.656	52.263	142.1	32:16.007	11	2	1:52.495	21.612	40.681	50.202	267.3	27:55.498
12	2	1:47.195	22.587	33.121	51.487	222.7	34:03.202	12	2	1:46.867	24.208	32.692	49.967	278.4	29:42.365
13	2	1:47.504	22.262	34.039	51.203	238.4	35:50.706	13	2	1:43.221	21.580	32.116	49.525	272.7	31:25.586
14	2	1:45.719	22.142	32.778	50.799	246.0	37:36.425	14	2	1:42.735	21.715	31.894	49.126	262.8	33:08.321
15	2	1:46.771	22.270	33.034	51.467	227.8	39:23.196	15	2	1:52.401 B	21.543	32.226	58.632	261.5	35:00.722
16	2	1:55.474 B	22.372	33.606	59.496	222.7	41:18.670	16	1	4:39.358	3:00.842	38.897	59.619	104.2	39:40.080
17	2	11:32.949	...	33.871	51.264	141.9	52:51.619	17	1	1:53.294	22.254	36.204	54.836	271.4	41:33.374
18	2	1:45.121	21.921	32.466	50.734	251.7	54:36.740	18	1	1:56.893	28.744	35.771	52.378	287.2	43:30.267
19	2	1:44.287	21.749	32.257	50.281	258.4	56:21.027	19	1	2:24.498	22.544	35.865	1:26.089	237.4	45:54.765
20	2	1:58.874 B	21.916	37.873	59.085	262.8	58:19.901	20	1	3:01.125	52.890	1:08.149	1:00.086	80.5	48:55.890
21	2	6:28.521	5:04.341	33.823	50.357	144.0	1:04:48.422	21	1	2:06.063	36.205	36.616	53.242	270.7	51:01.953
22	2	1:46.235	22.091	33.691	50.453	251.7	1:06:34.657	22	1	1:50.905	22.849	34.854	53.202	236.8	52:52.858
23	2	1:45.123	21.782	32.708	50.633	260.9	1:08:19.780	23	1	1:50.521	22.776	34.515	53.230	243.2	54:43.379
24	2	1:58.886 B	27.469	33.436	57.981	225.0	1:10:18.666	24	1	1:50.663	22.901	34.873	52.889	246.0	56:34.042
25	3	3:26.150	1:59.689	34.556	51.905	136.0	1:13:44.816	25	1	1:48.221	22.291	33.967	51.963	254.7	58:22.263
26	3	1:46.122	21.996	33.207	50.919	272.7	1:15:30.938	26	1	1:47.922	22.600	33.760	51.562	254.7	1:00:10.185
27	3	2:19.106	22.033	33.871	1:23.202	269.3	1:17:50.044	27	1	1:48.570	22.820	34.136	51.614	232.3	1:01:58.755
28	3	2:41.612	53.872	56.128	51.612	80.4	1:20:31.656	28	1	1:46.860	22.411	33.171	51.278	264.1	1:03:45.615
29	3	1:47.114	22.706	33.188	51.220	288.0	1:22:18.770	29	1	1:58.852 B	22.113	33.776	1:02.963	266.7	1:05:44.467
30	3	1:44.822	21.858	32.775	50.189	270.7	1:24:03.592	30	3	3:35.364	2:03.953	38.379	53.032	135.2	1:09:19.831
31	3	1:46.443	22.231	32.946	51.266	251.2	1:25:50.035	31	3	1:51.012	23.308	35.652	52.052	208.5	1:11:10.843
32	3	1:46.006	22.016	33.597	50.393	273.4	1:27:36.041	32	3	1:49.290	22.324	35.316	51.650	225.9	1:13:00.133
33	3	1:46.483	21.995	33.558	50.930	264.7	1:29:22.524	33	3	1:51.218	23.527	35.745	51.946	250.6	1:14:51.351
34	3	1:53.597 B	21.728	33.035	58.834	279.8	1:31:16.121	34	3	2:39.987	22.268	34.711	1:43.008	247.1	1:17:31.338
36 Signatech Alpine Matmut Alpine A470 - Gibson LMP2 1. Nicolas LAPIERRE 3. André NEGRÃO 2. Gustavo MENEZES															
1	2	8:55.679 B	7:22.094	33.780	59.805	144.0	8:55.679								
2	2	16:57.122	...	32.428	49.669	151.9	25:52.801								
3	2	1:44.803	22.019	32.192	50.592	268.0	27:37.604								
4	2	1:43.727	21.835	31.942	49.950	279.8	29:21.331								
5	2	1:45.697	22.197	33.414	50.086	270.7	31:07.028								
6	2	1:47.285	24.035	32.835	50.415	290.3	32:54.313								
7	2	1:45.883	22.119	33.610	50.154	257.1	34:40.196								
8	2	1:44.947	22.054	32.763	50.130	270.7	36:25.143								

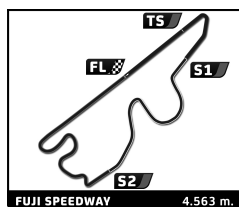


FIA WEC
6 Hours of Fuji
Free Practice 1

Sector Analysis

■ Personal Best ■ Session Best B Crossing the finish line in pit lane

Lap	D	Time	Sector 1	Sector 2	Sector 3	T. Spd	Elapsed	Lap	D	Time	Sector 1	Sector 2	Sector 3	T. Spd	Elapsed
35	3	3:02.709	1:10.081	58.972	53.656	58.2	1:20:34.047	7	2	6:00.376	4:36.017	34.304	50.055	137.6	20:12.635
36	3	1:57.518	23.428	36.128	57.962	210.5	1:22:31.565	8	2	2:16.251	22.985	33.530	1:19.736	250.0	22:28.886
37	3	1:51.161	23.303	35.518	52.340	192.2	1:24:22.726	9	2	1:51.627	23.987	33.899	53.741	244.3	24:20.513
38	3	1:51.427	23.362	35.165	52.900	201.1	1:26:14.153	10	2	1:47.997	23.047	34.113	50.837	257.8	26:08.510
39	3	1:53.896	23.465	36.917	53.514	216.9	1:28:08.049	11	2	1:58.063	23.220	36.868	57.975	258.4	28:06.573
40	3	2:03.866 B	24.037	37.189	1:02.640	194.6	1:30:11.915	12	2	1:48.666	23.078	33.909	51.679	254.7	29:55.239
38 Jackie Chan DC Racing Orea 07 - Gibson								54 Spirit of Race Ferrari 488 GTE							
1.Ho-Pin TUNG								1.Thomas FLOHR							
2.Oliver JARVIS								2.Francesco CASTELLACCI							
3.Thomas LAURENT								3.Miguel MOLINA							
LMP2								LMGTE Am							
1	2	4:25.403	2:51.032	40.993	53.378	103.3	4:25.403	1	3	3:02.649 B	1:15.955	40.987	1:05.707	103.6	3:02.649
2	2	1:46.657	22.543	33.921	50.193	231.8	6:12.060	2	3	3:50.358	2:20.629	36.665	53.064	132.2	6:53.007
3	2	1:44.994	22.203	33.012	49.779	238.9	7:57.054	3	3	1:50.611	24.096	35.104	51.411	220.9	8:43.618
4	2	1:43.428	22.150	32.110	49.168	250.6	9:40.482	4	3	1:53.038	24.338	35.583	53.117	227.8	10:36.656
5	2	1:43.909	21.878	32.519	49.512	256.5	11:24.391	5	3	1:48.988	23.854	34.305	50.829	220.0	12:25.644
6	2	1:53.496 B	21.976	31.922	59.598	248.8	13:17.887	6	3	1:47.655	23.402	33.636	50.617	238.4	14:13.299
7	2	9:19.506	7:48.481	37.362	53.663	107.6	22:37.393	7	3	1:48.666	23.525	33.974	51.167	241.6	16:01.965
8	2	1:49.689	23.189	34.805	51.695	217.7	24:27.082	8	3	1:48.472	23.469	33.722	51.281	246.6	17:50.437
9	2	1:46.848	22.487	33.621	50.740	245.5	26:13.930	9	3	1:58.990 B	25.658	34.180	59.152	252.9	19:49.427
10	2	1:47.846	22.069	34.294	51.483	251.7	28:01.776	10	3	6:52.620	5:27.353	33.955	51.312	135.2	26:42.047
11	2	1:45.681	21.934	33.584	50.163	249.4	29:47.457	11	3	1:48.311	23.288	33.812	51.211	251.7	28:30.358
12	2	1:47.121	22.426	34.139	50.556	227.8	31:34.578	12	3	1:49.116	23.346	34.251	51.519	248.8	30:19.474
13	2	1:44.901	21.870	32.647	50.384	252.9	33:19.479	13	3	1:49.045	23.316	34.236	51.493	246.6	32:08.519
14	2	1:44.746	21.730	32.051	50.965	260.9	35:04.225	14	3	1:49.062	23.388	34.186	51.488	250.0	33:57.581
15	2	1:51.510 B	21.697	32.251	57.562	261.5	36:55.735	15	3	1:57.457 B	23.463	34.483	59.511	255.9	35:55.038
16	1	5:06.100	3:40.253	33.522	52.325	149.0	42:01.835	16	1	6:31.371	4:55.299	40.589	55.483	123.4	42:26.409
17	1	1:44.517	21.848	32.727	49.942	262.1	43:46.352	17	1	1:55.453	24.953	37.427	53.073	196.4	44:21.862
18	1	2:38.624 B	21.934	47.538	1:29.152	274.8	46:24.976	18	1	3:23.804	46.000	1:08.323	1:29.481	78.7	47:45.666
19	1	3:36.702	2:11.586	34.385	50.731	92.1	50:01.678	19	1	2:12.102	38.317	39.202	54.583	167.7	49:57.768
20	1	1:44.405	21.695	32.869	49.841	272.0	51:46.083	20	1	1:55.025	24.115	37.444	53.466	223.6	51:52.793
21	1	1:44.043	21.574	32.341	50.128	275.5	53:30.126	21	1	1:54.332	24.296	36.818	53.218	226.4	53:47.125
22	1	1:43.792	21.594	32.014	50.184	272.7	55:13.918	22	1	1:52.598	24.088	35.928	52.582	216.4	55:39.723
23	1	1:44.049	21.763	32.078	50.208	258.4	56:57.967	23	1	1:52.484	23.935	35.771	52.778	219.1	57:32.207
24	1	1:45.015	21.927	32.538	50.550	255.9	58:42.982								
25	1	1:44.022	21.939	32.357	49.726	275.5	1:00:27.004								
26	1	1:43.688	21.919	32.548	49.221	260.2	1:02:10.692								
27	1	1:43.431	21.732	31.703	49.996	270.0	1:03:54.123								
28	1	1:43.327	21.533	31.745	50.049	272.7	1:05:37.450								
29	1	1:54.669 B	23.190	33.124	58.355	279.8	1:07:32.119								
30	3	3:52.495	2:24.816	34.508	53.171	142.9	1:11:24.614								
31	3	1:48.700	22.884	34.175	51.641	220.9	1:13:13.314								
32	3	1:47.989	22.416	33.535	52.038	255.9	1:15:01.303								
33	3	2:08.910	22.508	33.251	1:13.151	238.4	1:17:10.213								
34	3	2:59.839	52.409	1:08.494	58.936	80.1	1:20:10.052								
35	3	1:50.494	22.656	34.839	52.999	265.4	1:22:00.546								
36	3	1:49.132	22.325	34.084	52.723	268.0	1:23:49.678								
37	3	1:49.401	22.887	33.849	52.665	242.2	1:25:39.079								
38	3	2:27.274 B	50.350	34.567	1:02.357	277.6	1:28:06.353								
51 AF Corse Ferrari 488 GTE															
1.James CALADO															
2.Alessandro PIER GUIDI															
1	2	3:28.878 B	1:41.574	41.214	1:06.090	114.6	3:28.878								
2	2	3:18.969	1:48.557	36.287	54.125	136.0	6:47.847								
3	2	1:50.081	24.069	34.876	51.136	203.4	8:37.928								
4	2	1:47.887	23.478	33.905	50.504	220.0	10:25.815								
5	2	1:47.681	23.265	34.005	50.411	223.6	12:13.496								
6	2	1:58.763 B	23.074	37.508	58.181	246.0	14:12.259								

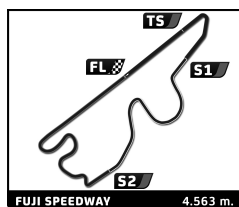


FIA WEC
6 Hours of Fuji
Free Practice 1

Sector Analysis

■ Personal Best ■ Session Best B Crossing the finish line in pit lane

Lap	D	Time	Sector 1	Sector 2	Sector 3	T. Spd	Elapsed	Lap	D	Time	Sector 1	Sector 2	Sector 3	T. Spd	Elapsed
24	1	1:52.621	23.890	35.767	52.964	221.8	59:24.828	9	1	9:04.946	7:37.120	36.208	51.618	138.8	29:46.446
25	1	1:51.286	23.720	35.208	52.358	241.1	1:01:16.114	10	1	1:49.827	23.148	34.016	52.663	253.5	31:36.273
26	1	2:02.944 B	23.675	35.706	1:03.563	236.8	1:03:19.058	11	1	1:49.180	23.406	34.156	51.618	241.6	33:25.453
27	1	5:31.611	3:59.820	36.018	55.773	131.9	1:08:50.669	12	1	1:49.247	23.303	34.286	51.658	243.8	35:14.700
28	1	1:51.703	24.039	35.195	52.469	209.3	1:10:42.372	13	1	1:56.415 B	23.421	34.475	58.519	242.7	37:11.115
29	1	1:53.841	23.831	34.947	55.063	232.3	1:12:36.213	14	1	12:58.345	...	37.531	52.605	125.9	50:09.460
30	1	1:51.354	23.568	35.173	52.613	239.5	1:14:27.567	15	1	1:50.437	23.662	35.059	51.716	240.0	51:59.897
31	1	1:51.243	23.605	35.051	52.587	237.4	1:16:18.810	16	1	1:50.285	23.414	34.720	52.151	243.2	53:50.182
32	1	3:17.327 B	37.113	1:08.334	1:31.880	144.6	1:19:36.137	17	1	1:57.083 B	23.436	34.365	59.282	239.5	55:47.265
33	2	3:42.238	2:11.969	37.145	53.124	130.3	1:23:18.375	18	2	5:39.370	4:06.890	38.468	54.012	136.2	1:01:26.635
34	2	1:52.295	24.261	35.350	52.684	228.8	1:25:10.670	19	2	1:50.458	23.691	34.618	52.149	236.3	1:03:17.093
35	2	1:52.363	23.602	35.676	53.085	233.3	1:27:03.033	20	2	1:49.278	23.376	34.462	51.440	232.3	1:05:06.371
36	2	1:51.195	24.034	34.955	52.206	220.9	1:28:54.228	21	2	2:08.437 B	23.426	34.322	1:10.689	232.8	1:07:14.808
37	2	1:57.317	24.730	39.530	53.057	250.6	1:30:51.545	22	2	3:49.925	2:22.155	36.099	51.671	135.2	1:11:04.733
61 Clearwater Racing 1.Weng Sun MOK 2.Keita SAWA 3.Matt GRIFFIN Ferrari 488 GTE LMGTE Am								67 Ford Chip Ganassi Team UK 1.Andy PRIAULX 2.Harry TINCKNELL Ford GT LMGTE Pro							
1	3	2:17.054 B	28.436	42.120	1:06.498	119.1	2:17.054	1	1	3:16.000 B	1:37.090	38.886	1:00.024	119.1	3:16.000
2	3	5:40.557	4:11.227	36.555	52.775	128.7	7:57.611	2	2	7:35.483	6:04.905	37.209	53.369	136.2	10:51.483
3	3	1:50.021	24.218	35.152	50.651	203.8	9:47.632	3	2	1:49.834	23.304	35.109	51.421	232.3	12:41.317
4	3	1:49.504	23.937	34.133	51.434	221.8	11:37.136	4	2	1:48.916	23.139	34.646	51.131	245.5	14:30.233
5	3	1:48.585	23.729	34.031	50.825	226.4	13:25.721	5	2	1:51.267	23.025	36.461	51.781	250.0	16:21.500
6	3	1:48.246	23.576	33.802	50.868	237.9	15:13.967	6	2	1:49.563	23.250	34.745	51.568	258.4	18:11.063
7	3	1:56.440 B	23.565	33.669	59.206	235.3	17:10.407	7	2	2:23.550 B	28.456	44.209	1:10.885	262.1	20:34.613
8	3	4:40.156	3:13.907	34.198	52.051	135.3	21:50.563	8	2	29:57.236	...	37.930	53.676	123.6	50:31.849
9	3	1:48.331	23.438	33.769	51.124	226.9	23:38.894	9	2	1:51.374	23.668	35.748	51.958	236.3	52:23.223
10	3	1:57.314 B	23.440	33.857	1:00.017	249.4	25:36.208	10	2	1:50.166	23.083	35.455	51.628	250.6	54:13.389
11	3	6:41.850	5:15.304	34.971	51.575	135.0	32:18.058	11	2	1:53.428	23.123	36.541	53.764	252.3	56:06.817
12	3	1:50.782	25.649	34.073	51.060	255.3	34:08.840	12	2	1:55.298 B	23.232	34.651	57.415	248.8	58:02.115
13	3	1:49.507	23.563	34.762	51.182	250.0	35:58.347	13	2	3:22.207	1:55.931	34.258	52.018	141.7	1:01:24.322
14	3	1:56.855 B	23.481	34.168	59.206	238.9	37:55.202	14	2	1:56.352 B	23.043	34.495	58.814	253.5	1:03:20.674
15	1	5:59.238	4:20.296	38.383	1:00.559	132.2	43:54.440	15	2	5:06.455	3:39.337	35.498	51.620	137.6	1:08:27.129
16	1	2:58.802	25.570	1:01.451	1:31.781	213.9	46:53.242	16	2	1:52.676	25.378	35.381	51.917	248.8	1:10:19.805
17	1	2:33.354	53.837	44.361	55.156	78.5	49:26.596	17	2	1:49.492	23.107	34.959	51.426	242.7	1:12:09.297
18	1	1:55.099	24.225	36.459	54.415	228.8	51:21.695	18	2	1:48.710	23.012	34.414	51.284	250.6	1:13:58.007
19	1	1:56.070	24.295	36.583	55.192	214.7	53:17.765	19	2	1:55.659 B	23.030	34.062	58.567	249.4	1:15:53.666
20	1	1:53.769	24.273	35.864	53.632	217.3	55:11.534	20	1	4:42.380	2:48.763	58.470	55.147	79.6	1:20:36.046
21	1	1:53.796	24.275	35.959	53.562	219.5	57:05.330	21	1	1:54.058	24.493	36.379	53.186	199.3	1:22:30.104
22	1	1:52.574	24.009	35.369	53.196	230.8	58:57.904	22	1	1:54.340	25.493	35.907	52.940	231.8	1:24:24.444
23	1	1:52.379	23.933	35.247	53.199	230.3	1:00:50.283	23	1	1:54.934	24.600	36.357	53.977	190.8	1:26:19.378
24	1	1:51.754	23.841	35.189	52.724	234.3	1:02:42.037	24	1	1:53.906	25.521	36.259	52.126	186.9	1:28:13.284
25	1	1:51.544	23.994	34.797	52.753	233.3	1:04:33.581	25	1	1:51.327	23.780	35.145	52.402	215.6	1:30:04.611
26	1	1:52.186	24.015	35.334	52.837	225.9	1:06:25.767	71 AF Corse 1.Daive RIGON 2.Sam BIRD Ferrari 488 GTE LMGTE Pro							
27	1	1:51.781	23.834	35.259	52.688	233.8	1:08:17.548	1	1	11:16.148	9:44.232	36.299	55.617	136.2	11:16.148
28	1	2:17.919 B	39.110	37.030	1:01.779	233.8	1:10:35.467	2	1	1:49.245	23.953	34.178	51.114	198.2	13:05.393
1	1	3:05.478 B	1:21.838	39.307	1:04.333	99.2	3:05.478								
2	1	6:29.869	5:01.704	36.438	51.727	136.2	9:35.347								
3	1	1:49.151	23.341	34.643	51.167	219.5	11:24.498								
4	1	1:48.336	23.422	34.162	50.752	228.3	13:12.834								
5	1	1:47.883	22.902	33.937	51.044	249.4	15:00.717								
6	1	1:50.508	23.762	35.725	51.021	260.9	16:51.225								
7	1	1:47.881	23.022	33.880	50.979	260.9	18:39.106								
8	1	2:02.394 B	29.262	34.393	58.739	260.2	20:41.500								

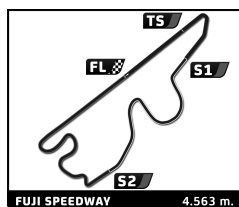


FIA WEC
6 Hours of Fuji
Free Practice 1

Sector Analysis

■ Personal Best ■ Session Best B Crossing the finish line in pit lane

Lap	D	Time	Sector 1	Sector 2	Sector 3	T. Spd	Elapsed	Lap	D	Time	Sector 1	Sector 2	Sector 3	T. Spd	Elapsed
3	1	1:47.627	23.253	33.624	50.750	216.0	14:53.020	25	3	1:51.825	23.759	35.816	52.250	223.1	1:05:59.610
4	1	1:48.212	23.243	34.142	50.827	231.8	16:41.232	26	3	1:50.969	23.532	35.371	52.066	235.3	1:07:50.579
5	1	1:54.852 B	23.221	33.900	57.731	231.3	18:36.084	27	3	1:51.546	23.600	35.837	52.109	230.3	1:09:42.125
6	1	5:40.164	4:15.347	34.088	50.729	135.5	24:16.248	28	3	1:54.246	23.670	36.853	53.723	229.8	1:11:36.371
7	1	1:48.466	23.392	34.214	50.860	231.8	26:04.714	29	3	1:51.557	23.890	35.564	52.103	224.1	1:13:27.928
8	1	1:47.751	23.170	33.711	50.870	233.8	27:52.465	30	3	1:50.877	23.541	35.588	51.748	233.3	1:15:18.805
9	1	1:49.040	23.468	34.309	51.263	246.0	29:41.505	31	3	2:24.499 B	23.553	35.821	1:25.125	235.3	1:17:43.304
10	1	1:48.392	23.364	33.855	51.173	240.5	31:29.897	32	1	5:15.754	3:39.978	39.944	55.832	123.7	1:22:59.058
11	1	1:50.476	23.297	33.907	53.272	240.0	33:20.373	33	1	1:58.190	24.460	38.256	55.474	195.3	1:24:57.248
12	1	1:48.484	23.195	34.084	51.205	229.3	35:08.857	34	1	1:57.900	24.250	38.632	55.018	204.9	1:26:55.148
13	1	1:55.512 B	23.294	34.236	57.982	231.8	37:04.369	35	1	1:56.531	24.241	37.949	54.341	206.5	1:28:51.679
14	1	4:53.743	3:27.674	34.595	51.474	137.8	41:58.112	36	1	1:56.302	24.009	37.009	55.284	209.3	1:30:47.981
15	1	1:48.652	23.143	33.852	51.657	231.3	43:46.764	86 Gulf Racing UK Porsche 911 RSR (991) 1. Michael HEDLUND 3. Nicholas FOSTER LMGTE Am 2. Benjamin BARKER							
16	1	2:40.075	23.178	49.939	1:26.958	240.0	46:26.839	1	2	2:57.415	1:23.619	39.768	54.028	102.3	2:57.415
17	1	2:37.589	52.754	53.430	51.405	78.7	49:04.428	2	2	1:53.355	24.285	35.805	53.265	214.7	4:50.770
18	1	1:54.915 B	23.416	34.209	57.290	255.3	50:59.343	3	2	1:52.439	23.956	35.465	53.018	240.0	6:43.209
19	2	10:29.887	8:59.078	37.586	53.223	135.2	1:01:29.230	4	2	1:52.633	23.956	35.587	53.090	236.3	8:35.842
20	2	1:50.498	23.396	34.847	52.255	240.5	1:03:19.728	5	2	2:00.360 B	23.775	35.577	1:01.008	230.3	10:36.202
21	2	1:49.493	23.462	34.229	51.802	256.5	1:05:09.221	6	2	6:28.443 B	4:45.451	40.603	1:02.389	132.2	17:04.645
22	2	1:49.050	23.145	34.283	51.622	254.7	1:06:58.271	7	1	7:51.716	6:16.707	39.419	55.590	116.8	24:56.361
23	2	1:59.891 B	23.153	34.493	1:02.245	255.9	1:08:58.162	8	1	1:56.286	25.142	37.043	54.101	187.8	26:52.647
24	2	4:22.298	2:55.391	34.767	52.140	138.8	1:13:20.460	9	1	1:55.219	24.257	36.941	54.021	211.4	28:47.866
25	2	1:49.847	23.313	34.627	51.907	252.3	1:15:10.307	10	1	1:56.109	24.656	36.885	54.568	194.2	30:43.975
26	2	2:25.456 B	26.927	35.040	1:23.489	259.6	1:17:35.763	11	1	1:55.182	24.449	36.804	53.929	208.1	32:39.157
27	2	4:46.248	3:18.888	35.277	52.083	135.3	1:22:22.011	12	1	1:55.194	24.837	36.571	53.786	205.7	34:34.351
28	2	1:49.436	23.475	34.545	51.416	256.5	1:24:11.447	13	1	1:54.302	23.918	36.398	53.986	222.2	36:28.653
29	2	1:49.157	23.264	34.217	51.676	260.2	1:26:00.604	14	1	1:54.312	23.796	36.643	53.873	225.9	38:22.965
30	2	1:49.531	23.141	34.336	52.054	255.9	1:27:50.135	15	1	2:03.760 B	24.036	36.884	1:02.840	206.5	40:26.725
31	2	1:49.283	23.278	34.366	51.639	262.1	1:29:39.418	16	3	6:12.258	3:45.046	55.337	1:31.875	131.1	46:38.983
32	2	1:59.816 B	24.837	35.380	59.599	250.6	1:31:39.234	17	3	2:38.916	53.814	52.197	52.905	78.9	49:17.899
77 Dempsey - Proton Racing Porsche 911 RSR (991) 1. Christian RIED 3. Marvin DIENST LMGTE Am 2. Matteo CAIROLI								18	3	1:54.439	23.471	35.659	55.309	236.3	51:12.338
1	2	4:30.246 B	2:46.699	40.461	1:03.086	125.7	4:30.246	19	3	1:52.595	23.852	35.525	53.218	226.4	53:04.933
2	2	5:37.718	4:09.161	36.105	52.452	134.5	10:07.964	20	3	2:00.855 B	23.826	35.904	1:01.125	228.8	55:05.788
3	2	1:51.043	23.780	35.321	51.942	226.4	11:59.007	21	3	5:33.286	3:57.059	40.884	55.343	131.4	1:00:39.074
4	2	1:50.271	23.634	34.615	52.022	241.1	13:49.278	22	3	1:56.532	25.089	36.370	55.073	193.5	1:02:35.606
5	2	1:50.134	23.575	34.572	51.987	246.0	15:39.412	23	3	1:56.894	24.397	36.226	56.271	213.9	1:04:32.500
6	2	1:51.124	23.787	34.720	52.617	252.3	17:30.536	24	3	2:01.880 B	24.313	37.694	59.873	207.3	1:06:34.380
7	2	1:50.720	23.537	34.694	52.489	246.6	19:21.256	25	3	8:02.336	6:33.459	35.748	53.129	139.2	1:14:36.716
8	2	1:57.232 B	23.768	34.740	58.724	250.6	21:18.488	26	3	1:58.319 B	23.687	35.701	58.931	233.3	1:16:35.035
9	2	6:04.087	4:37.662	34.765	51.660	140.4	27:22.575	27	1	4:39.769	3:06.434	37.551	55.784	79.4	1:21:14.804
10	2	1:49.534	23.359	34.599	51.576	253.5	29:12.109	28	1	1:57.349	25.739	37.256	54.354	192.9	1:23:12.153
11	2	1:50.355	23.877	34.784	51.694	253.5	31:02.464	29	1	1:55.439	24.427	36.863	54.149	205.7	1:25:07.592
12	2	1:50.026	23.428	34.903	51.695	251.7	32:52.490	30	1	1:54.828	24.350	36.424	54.054	201.5	1:27:02.420
13	2	1:59.012 B	23.391	36.681	58.940	250.6	34:51.502	31	1	1:55.851	24.925	36.630	54.296	208.9	1:28:58.271
14	2	7:08.451	5:39.075	36.585	52.791	139.9	41:59.953	32	1	1:57.788	24.058	36.948	56.782	221.8	1:30:56.059
15	2	1:49.959	23.356	35.025	51.578	241.1	43:49.912	91 Porsche GT Team Porsche 911 RSR 1. Richard LIETZ LMGTE Pro 2. Frédéric MAKOWIECKI							
16	2	2:49.701	23.639	56.011	1:30.051	255.9	46:39.613	1	1	8:58.410	7:20.836	40.620	56.954	98.7	8:58.410
17	2	2:36.414	53.922	49.989	52.503	78.9	49:16.027	2	1	1:49.620	23.612	35.182	50.826	222.2	10:48.030
18	2	1:49.672	23.150	35.257	51.265	254.7	51:05.699	3	1	1:48.224	23.112	34.369	50.743	244.9	12:36.254
19	2	1:51.225	23.151	34.730	53.344	259.6	52:56.924	4	1	1:47.811	23.131	33.628	51.052	237.9	14:24.065
20	2	1:49.042	23.130	34.664	51.248	251.2	54:45.966	5	1	1:47.617	23.133	33.578	50.906	250.0	16:11.682
21	2	1:59.031 B	23.266	35.640	1:00.125	251.2	56:44.997	6	1	1:48.361	23.308	33.591	51.462	254.7	18:00.043
22	3	3:36.073	2:03.589	38.599	53.885	128.4	1:00:21.070								
23	3	1:53.559	24.392	36.687	52.480	203.4	1:02:14.629								
24	3	1:53.156	24.020	36.441	52.695	210.5	1:04:07.785								

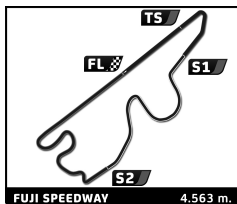


FIA WEC
6 Hours of Fuji
Free Practice 1

Sector Analysis

■ Personal Best ■ Session Best ■ Crossing the finish line in pit lane

Lap	D	Time	Sector 1	Sector 2	Sector 3	T. Spd	Elapsed	Lap	D	Time	Sector 1	Sector 2	Sector 3	T. Spd	Elapsed
7	1	2:06.959 B	28.758	35.410	1:02.791	263.4	20:07.002	26	2	1:48.996	23.199	34.279	51.518	255.9	1:07:58.590
8	1	6:31.911	5:06.477	33.973	51.461	137.8	26:38.913	27	2	1:54.676 B	23.145	34.943	56.588	258.4	1:09:53.266
9	1	1:51.111	25.455	33.979	51.677	260.9	28:30.024	28	2	8:33.774	6:18.137	50.042	1:25.595	139.5	1:18:27.040
10	1	1:48.270	22.999	33.867	51.404	260.2	30:18.294	29	2	2:25.924	52.989	41.341	51.594	80.5	1:20:52.964
11	1	1:53.623	23.253	36.445	53.925	260.2	32:11.917	30	2	1:49.568	23.537	34.457	51.574	242.7	1:22:42.532
12	1	1:54.763 B	23.007	34.112	57.644	255.3	34:06.680	31	2	1:48.209	23.029	34.282	50.898	254.1	1:24:30.741
13	1	5:25.807	3:59.480	34.814	51.513	137.2	39:32.487	32	2	1:49.307	23.140	34.775	51.392	256.5	1:26:20.048
14	1	1:48.484	22.947	34.100	51.437	258.4	41:20.971	33	2	1:49.676	23.706	34.612	51.358	186.2	1:28:09.724
15	1	1:54.314 B	23.082	34.041	57.191	251.7	43:15.285	34	2	1:49.378	23.691	34.863	50.824	228.3	1:29:59.102
16	1	7:20.214	5:48.061	38.874	53.279	111.6	50:35.499	35	2	1:49.060	23.139	34.856	51.065	255.9	1:31:48.162
17	1	1:51.523	25.873	34.398	51.252	264.7	52:27.022	95 Aston Martin Racing 1. Nicki THIM 2. Marco SØRENSEN Aston Martin VANTAGE LMGTE Pro							
18	1	1:48.053	22.925	33.999	51.129	260.2	54:15.075	1	2	11:27.834 B	9:47.138	38.297	1:02.399	133.2	11:27.834
19	1	1:48.839	22.986	34.832	51.021	255.3	56:03.914	2	2	8:15.295	6:46.890	34.969	53.436	134.3	19:43.129
20	1	1:55.630 B	23.099	34.178	58.353	254.7	57:59.544	3	2	1:50.876	23.508	34.761	52.607	220.9	21:34.005
21	2	4:35.025	3:07.857	34.912	52.256	137.6	1:02:34.569	4	2	1:51.734	23.357	35.008	53.369	231.8	23:25.739
22	2	1:49.469	23.464	34.221	51.784	223.6	1:04:24.038	5	2	1:51.623	23.645	35.096	52.882	227.8	25:17.362
23	2	1:49.570	23.005	34.985	51.580	240.0	1:06:13.608	6	2	1:51.841	23.400	35.069	53.372	239.5	27:09.203
24	2	1:48.877	23.050	34.297	51.530	248.3	1:08:02.485	7	2	2:00.720 B	23.515	35.574	1:01.631	236.3	29:09.923
25	2	1:49.460	23.450	34.675	51.335	252.3	1:09:51.945	8	2	6:41.546	5:12.016	35.757	53.773	132.4	35:51.469
26	2	1:57.481 B	24.005	34.422	59.054	259.0	1:11:49.426	9	2	1:52.882	23.651	35.826	53.405	236.3	37:44.351
27	2	3:07.627	1:37.152	37.335	53.140	122.7	1:14:57.053	10	2	1:52.882	23.651	35.826	53.405	236.3	37:44.351
28	2	2:09.958	23.685	34.758	1:11.515	217.7	1:17:07.011	11	2	1:53.600	23.483	35.471	54.646	238.9	39:37.951
29	2	3:00.376	52.768	1:06.853	1:00.755	80.0	1:20:07.387	12	2	1:52.602	23.430	35.480	53.692	238.9	41:30.553
30	2	1:55.095	23.881	37.238	53.976	224.1	1:22:02.482	13	2	1:52.645	23.619	35.397	53.629	228.3	43:23.198
31	2	1:51.537	23.887	35.258	52.392	219.1	1:23:54.019	14	2	2:24.611 B	24.185	35.883	1:24.543	241.6	45:47.809
32	2	1:50.917	23.769	34.649	52.499	213.9	1:25:44.936	15	2	7:49.895	6:21.704	36.027	52.164	136.4	53:37.704
33	2	1:51.573	23.578	34.604	53.391	230.3	1:27:36.509	16	2	1:49.284	23.090	34.515	51.679	233.8	55:26.988
34	2	1:55.054	24.119	35.062	55.873	206.1	1:29:31.563	17	2	1:48.834	22.994	34.491	51.349	226.9	57:15.822
35	2	1:56.096 B	23.509	34.702	57.885	234.8	1:31:27.659	18	2	1:49.736	23.277	34.829	51.630	225.0	59:05.558
92 Porsche GT Team 1. Michael CHRISTENSEN 2. Kevin ESTRE Porsche 911 RSR LMGTE Pro								19	2	1:50.596	23.089	35.097	52.410	241.1	1:00:56.154
1	1	3:19.705	1:44.839	40.090	54.776	110.3	3:19.705	20	2	1:57.643 B	23.453	35.095	59.095	221.3	1:02:53.797
2	1	1:52.334	24.642	36.412	51.280	199.6	5:12.039	21	2	7:05.689	5:35.417	36.090	54.182	135.2	1:09:59.486
3	1	1:51.644	24.266	36.251	51.127	212.6	7:03.683	22	2	1:53.456	24.236	36.070	53.150	230.8	1:11:52.942
4	1	1:49.923	23.535	35.247	51.141	207.3	8:53.606	23	2	1:52.341	23.541	35.522	53.278	226.4	1:13:45.283
5	1	1:47.767	23.160	34.170	50.437	215.1	10:41.373	24	2	1:53.547	24.310	35.646	53.591	243.8	1:15:38.830
6	1	1:47.871	22.926	33.986	50.959	247.1	12:29.244	25	2	2:35.828 B	23.624	44.519	1:27.685	228.8	1:18:14.658
7	1	1:49.344	22.992	35.622	50.730	257.8	14:18.588	26	1	4:51.419	3:19.237	37.031	55.151	135.7	1:23:06.077
8	1	1:47.655	22.939	34.388	50.328	254.1	16:06.243	27	1	1:53.444	24.187	35.758	53.499	205.3	1:24:59.521
9	1	1:47.365	22.917	33.905	50.543	252.9	17:53.608	28	1	1:53.044	24.164	35.595	53.285	209.3	1:26:52.565
10	1	1:53.287	22.914	34.395	55.978	255.9	19:46.895	29	1	1:52.818	24.028	35.583	53.207	220.9	1:28:45.383
11	1	1:49.945	22.791	33.927	53.227	256.5	21:36.840	1	2	1:52.866	23.762	35.806	53.298	225.5	1:30:38.249
12	1	1:56.229 B	22.783	33.738	59.708	257.8	23:33.069	97 Aston Martin Racing 1. Darren TURNER 2. Jonathan ADAM Aston Martin VANTAGE LMGTE Pro							
13	2	8:04.590	6:38.412	34.768	51.410	134.8	31:37.659	1	2	10:32.363	8:56.690	40.440	55.233	137.1	10:32.363
14	2	1:49.224	23.296	34.580	51.348	229.3	33:26.883	2	2	2:03.741 B	25.606	35.835	1:02.300	177.3	12:36.104
15	2	1:49.324	23.253	35.052	51.019	234.3	35:16.207	3	2	9:02.991	7:34.788	35.513	52.690	138.1	21:39.095
16	2	1:48.815	23.071	34.586	51.158	255.3	37:05.022	4	2	1:52.127	23.131	36.807	52.189	243.2	23:31.222
17	2	1:52.442	26.652	34.903	50.887	264.1	38:57.464	5	2	1:50.632	23.160	35.065	52.407	233.8	25:21.854
18	2	1:48.617	23.123	34.259	51.235	254.1	40:46.081	6	2	1:51.493	23.232	35.451	52.810	242.7	27:13.347
19	2	1:56.559 B	23.054	34.874	58.631	257.1	42:42.640	7	2	1:51.672	23.540	35.374	52.758	226.4	29:05.019
20	2	7:48.712	6:21.781	35.451	51.480	141.5	50:31.352	8	2	2:09.126 B	32.836	36.064	1:00.226	244.9	31:14.145
21	2	1:48.700	23.389	34.571	50.740	251.7	52:20.052	9	2	6:13.232	4:44.468	35.860	52.904	139.5	37:27.377
22	2	1:48.302	23.199	34.129	50.974	250.6	54:08.354	10	2	1:54.582	26.021	35.786	52.775	238.4	39:21.959
23	2	1:54.697 B	23.238	34.289	57.170	252.9	56:03.051	11	2	1:52.452	23.481	36.023	52.948	232.3	41:14.411
24	2	8:18.054	6:51.804	35.067	51.183	137.4	1:04:21.105								
25	2	1:48.489	23.299	34.290	50.900	249.4	1:06:09.594								



FIA WEC
6 Hours of Fuji
Free Practice 1

Sector Analysis

■ Personal Best ■ Session Best B Crossing the finish line in pit lane

Lap	D	Time	Sector 1	Sector 2	Sector 3	T. Spd	Elapsed	Lap	D	Time	Sector 1	Sector 2	Sector 3	T. Spd	Elapsed
12	2	1:51.841	23.346	35.466	53.029	235.3	43:06.252								
13	2	2:16.943	23.372	35.663	1:17.908	238.4	45:23.195								
14	2	3:08.584 B	52.046	1:06.474	1:10.064	80.0	48:31.779								
15	2	6:26.008	4:58.455	35.310	52.243	133.0	54:57.787								
16	2	1:49.289	22.900	34.469	51.920	237.9	56:47.076								
17	2	1:49.499	23.104	34.867	51.528	223.1	58:36.575								
18	2	1:49.210	23.051	34.597	51.562	232.8	1:00:25.785								
19	2	1:49.414	23.110	34.746	51.558	231.3	1:02:15.199								
20	2	1:58.312 B	23.983	35.560	58.769	201.1	1:04:13.511								
21	2	6:18.879	4:47.188	37.127	54.564	135.5	1:10:32.390								
22	2	1:54.307	24.117	36.193	53.997	232.8	1:12:26.697								
23	2	1:54.772	23.939	36.400	54.433	220.4	1:14:21.469								
24	2	1:54.017	23.780	36.105	54.132	234.3	1:16:15.486								
25	2	3:08.307 B	32.203	1:06.926	1:29.178	227.4	1:19:23.793								
26	1	3:38.189	2:06.286	37.958	53.945	138.8	1:23:01.982								
27	1	2:01.546	24.585	37.996	58.965	196.4	1:25:03.528								
28	1	1:53.517	23.937	36.608	52.972	204.5	1:26:57.045								
29	1	1:52.561	23.669	35.883	53.009	207.7	1:28:49.606								
30	1	1:52.412	23.577	35.628	53.207	216.9	1:30:42.018								

98	Aston Martin Racing	Aston Martin V8 Vantage			
	1. Paul DALLA LANA	3. Mathias LAUDA	LMGTE Am		
	2. Pedro LAMY				

1	2	12:22.564 B	...	41.534	1:05.408	105.3	12:22.564								
2	2	8:31.026	7:00.306	36.704	54.016	135.8	20:53.590								
3	2	1:52.097	24.072	35.302	52.723	214.7	22:45.687								
4	2	1:50.967	23.829	34.774	52.364	208.9	24:36.654								
5	2	1:51.575	23.900	34.869	52.806	204.2	26:28.229								
6	2	1:57.613 B	23.619	35.022	58.972	223.1	28:25.842								
7	2	6:05.328	4:34.342	37.016	53.970	134.5	34:31.170								
8	2	1:51.366	23.739	34.995	52.632	219.5	36:22.536								
9	2	1:54.661	25.224	35.624	53.813	230.3	38:17.197								
10	2	1:59.473 B	23.765	35.432	1:00.276	216.9	40:16.670								
11	1	6:50.935	4:15.820	1:07.488	1:27.627	130.6	47:07.605								
12	1	2:23.258	52.045	37.956	53.257	79.9	49:30.863								
13	1	1:54.970	24.611	36.299	54.060	205.3	51:25.833								
14	1	2:02.001	32.224	35.975	53.802	226.4	53:27.834								
15	1	1:53.632	23.985	36.038	53.609	212.2	55:21.466								
16	1	1:53.906	23.925	36.174	53.807	242.2	57:15.372								
17	1	1:54.580	23.965	36.277	54.338	238.9	59:09.952								
18	1	1:56.897	26.545	36.331	54.021	249.4	1:01:06.849								
19	1	2:04.280 B	23.796	37.179	1:03.305	236.8	1:03:11.129								
20	3	3:40.102	2:05.306	38.855	55.941	133.7	1:06:51.231								
21	3	2:16.444	24.326	36.994	1:15.124	208.5	1:09:07.675								
22	3	1:55.530	23.937	36.900	54.693	222.7	1:11:03.205								
23	3	1:55.552	23.670	36.966	54.916	233.8	1:12:58.757								
24	3	2:12.021 B	23.923	37.262	1:10.836	232.8	1:15:10.778								
25	3	4:27.426	1:57.812	1:07.885	1:21.729	76.3	1:19:38.204								
26	3	1:56.772	25.861	36.342	54.569	236.8	1:21:34.976								
27	3	1:53.829	23.718	35.904	54.207	229.8	1:23:28.805								
28	3	1:54.044	23.595	35.942	54.507	241.6	1:25:22.849								
29	3	1:54.793	24.061	36.360	54.372	220.9	1:27:17.642								
30	3	1:54.060	23.857	36.164	54.039	230.3	1:29:11.702								
31	3	2:00.358	28.126	36.765	55.467	243.2	1:31:12.060								