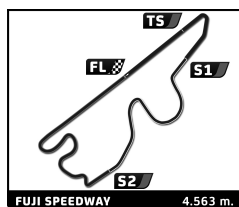


# FIA WEC 6 Hours of Fuji Free Practice 3

## Sector Analysis

■ Personal Best ■ Session Best B Crossing the finish line in pit lane

Lap	D	Time	Sector 1	Sector 2	Sector 3	T. Spd	Elapsed	Lap	D	Time	Sector 1	Sector 2	Sector 3	T. Spd	Elapsed	
<b>1</b>	<b>Porsche LMP Team</b>		3.Nick TANDY		Porsche 919 Hybrid		LMP1 - H	20	3	1:41.646	24.443	30.107	47.096	277.6	49:38.123	
	1.Neel JANI							21	3	1:44.567 B	20.672	<b>29.134</b>	54.761	277.6	51:22.690	
	2.André LOTTERER							22	2	3:23.088	2:06.005	30.655	46.428	148.8	54:45.778	
	1	3	1:59.976	35.523	32.162	52.291	143.2	1:59.976	23	2	1:37.269	21.064	29.745	46.460	260.2	56:23.047
	2	3	1:38.032	20.686	30.668	46.678	272.7	3:38.008	24	2	1:37.650	20.764	29.624	47.262	276.9	58:00.697
	3	3	1:36.920	21.122	29.648	<b>46.150</b>	243.2	5:14.928	25	2	1:36.858	21.145	29.600	<b>46.113</b>	274.8	59:37.555
	4	3	1:36.763	21.150	29.461	46.152	243.2	6:51.691	26	2	1:47.616 B	26.026	30.086	51.504	288.0	1:01:25.171
	5	3	1:42.459	21.087	31.401	49.971	242.7	8:34.150								
	6	3	1:36.515	<b>20.489</b>	29.559	46.467	282.7	10:10.665								
	7	3	1:49.081 B	22.669	31.335	55.077	222.2	11:59.746								
	8	2	3:12.754	1:52.843	30.969	48.942	138.8	15:12.500								
	9	2	<b>1:36.387</b>	20.907	29.318	46.162	241.1	16:48.887								
	10	2	1:37.142	20.935	29.761	46.446	263.4	18:26.029								
	11	2	1:42.381	21.488	31.956	48.937	246.0	20:08.410								
	12	2	1:36.433	20.583	29.348	46.502	266.7	21:44.843								
	13	2	1:49.965 B	21.745	30.983	57.237	238.9	23:34.808								
	14	2	7:16.794	5:58.352	31.568	46.874	152.8	30:51.602								
	15	2	1:38.320	21.340	30.202	46.778	241.1	32:29.922								
	16	2	1:38.262	21.120	29.963	47.179	244.3	34:08.184								
	17	2	1:37.124	20.949	29.597	46.578	261.5	35:45.308								
18	2	1:36.847	20.857	29.489	46.501	276.2	37:22.155									
19	2	1:43.498 B	20.796	29.551	53.151	275.5	39:05.653									
20	3	2:40.395	1:23.607	29.960	46.828	159.1	41:46.048									
21	3	1:39.213	21.122	31.552	46.539	251.7	43:25.261									
22	3	1:37.075	21.067	29.682	46.326	274.8	45:02.336									
23	3	1:37.327	21.073	29.329	46.925	276.2	46:39.663									
24	3	1:42.644	26.022	29.790	46.832	254.1	48:22.307									
25	3	1:45.090 B	20.974	<b>29.073</b>	55.043	255.9	50:07.397									
26	1	3:04.064	1:37.144	31.506	55.414	134.0	53:11.461									
27	1	1:38.751	21.054	30.352	47.345	256.5	54:50.212									
28	1	1:38.923	21.173	30.550	47.200	256.5	56:29.135									
29	1	1:40.973	21.391	30.410	49.172	251.2	58:10.108									
30	1	1:38.253	21.205	30.326	46.722	251.2	59:48.361									
31	1	1:38.902	21.228	29.887	47.787	251.2	1:01:27.263									
<b>2</b>	<b>Porsche LMP Team</b>		3.Brendon HARTLEY		Porsche 919 Hybrid		LMP1 - H	1	1	1:55.956	28.312	31.369	56.275	141.5	1:55.956	
	1.Timo BERNHARD							2	3	1:50.528 B	20.454	35.558	54.516	271.4	3:46.484	
	2.Earl BAMBER							3	3	6:59.115	5:36.549	31.471	51.095	139.7	10:45.599	
	1	3	1:39.423	20.291	30.387	48.745	279.1	12:25.022								
	5	3	1:37.517	20.787	30.262	46.468	257.8	14:02.539								
	6	3	1:43.223	20.650	31.659	50.914	260.2	15:45.762								
	7	3	1:37.346	<b>20.249</b>	30.726	46.371	282.7	17:23.108								
	8	3	1:57.699 B	25.821	32.145	59.733	266.7	19:20.807								
	9	2	4:58.620	3:39.698	30.438	48.484	140.3	24:19.427								
	10	2	<b>1:36.264</b>	20.538	29.600	46.126	275.5	25:55.691								
	11	2	1:40.910	21.534	30.290	49.086	229.3	27:36.601								
	12	2	1:38.591	21.701	30.556	46.334	225.9	29:15.192								
	13	2	1:37.129	21.115	29.538	46.476	244.3	30:52.321								
	14	2	1:43.638 B	21.317	29.872	52.449	228.8	32:35.959								
	15	3	3:49.316	2:28.769	31.972	48.575	154.3	36:25.275								
	16	3	1:36.662	20.290	29.522	46.850	289.5	38:01.937								
	17	3	1:47.591 B	21.275	33.104	53.212	276.9	39:49.528								
	18	3	6:29.635	5:10.880	32.054	46.701	149.2	46:19.163								
	19	3	1:37.314	20.744	30.128	46.442	280.5	47:56.477								
	<b>7</b>	<b>Toyota Gazoo Racing</b>		3.Jose Maria LOPEZ		Toyota TS050 - Hybrid		LMP1 - H	1	2	1:50.713	27.679	31.455	51.579	125.1	1:50.713
1.Mike CONWAY							2	2	1:48.120 B	20.343	30.611	57.166	252.9	3:38.833		
2.Kamui KOBAYASHI							3	2	3:12.816	1:53.558	31.671	47.587	161.0	6:51.649		
1		2	1:37.489	<b>20.134</b>	30.200	47.155	268.0	8:29.138								
5		2	1:47.257	21.455	31.937	53.865	255.9	10:16.395								
6		2	1:37.025	20.262	29.913	46.850	274.1	11:53.420								
7		2	1:46.556 B	21.199	30.526	54.831	254.1	13:39.976								
8		3	5:11.520	3:51.784	31.625	48.111	156.3	18:51.496								
9		3	1:37.312	20.265	29.742	47.305	275.5	20:28.808								
10		3	1:42.305	21.608	31.411	49.286	254.7	22:11.113								
11		3	1:49.502 B	25.385	31.099	53.018	277.6	24:00.615								
12		3	6:11.765	4:53.353	31.220	47.192	154.7	30:12.380								
13		3	1:39.409	21.131	30.832	47.446	260.9	31:51.789								
14		3	1:38.592	20.958	30.285	47.349	261.5	33:30.381								
15		3	1:38.665	20.863	30.386	47.416	260.9	35:09.046								
16		3	1:45.161 B	21.527	30.345	53.289	254.7	36:54.207								
17		1	4:37.267	3:19.163	30.764	47.340	154.1	41:31.474								
18		1	1:39.994	21.342	31.357	47.295	251.7	43:11.468								
19		1	1:44.489 B	21.087	30.117	53.285	258.4	44:55.957								
20		1	2:38.151	1:20.395	30.933	46.823	158.8	47:34.108								
21	1	<b>1:36.881</b>	20.946	29.705	<b>46.230</b>	261.5	49:10.989									
22	1	1:37.431	20.980	29.967	46.484	259.0	50:48.420									
23	1	1:39.118	20.860	30.505	47.753	266.0	52:27.538									
24	1	1:38.993	20.741	31.353	46.899	268.7	54:06.531									
25	1	1:37.401	20.930	29.949	46.522	257.1	55:43.932									
26	1	1:37.248	20.925	29.837	46.486	265.4	57:21.180									
27	1	1:37.447	20.841	30.242	46.364	256.5	58:58.627									
28	1	1:37.164	20.763	<b>29.700</b>	46.701	266.0	1:00:35.791									
<b>8</b>	<b>Toyota Gazoo Racing</b>		3.Kazuki NAKAJIMA		Toyota TS050 - Hybrid		LMP1 - H	1	1	1:44.158	22.870	30.739	50.549	138.8	1:44.158	
	1.Sébastien BUEMI							2	1	1:35.638	20.019	29.597	46.022	274.8	3:19.796	
	2.Anthony DAVIDSON							3	1	1:47.178	22.778	32.138	52.262	258.4	5:06.974	
	1	1	<b>1:35.414</b>	<b>19.999</b>	<b>29.456</b>	45.959	277.6	6:42.388								
	5	1	1:43.946 B	21.108	29.873	52.965	273.4	8:26.334								
	6	3	6:19.210	5:00.792	30.841	47.577	165.6	14:45.544								
	7	3	1:37.378	20.662	30.255	46.461	263.4	16:22.922								
	8	3	1:37.380	20.576	30.220	46.584	266.7	18:00.302								
	9	3	1:46.774	21.659	32.211	52.904	255.3	19:47.076								
	10	3	1:36.737	20.067	29.716	46.954	276.9	21:23.813								
	11	3	1:47.118 B	21.460	30.706	54.952	264.7	23:10.931								
	12	2	5:59.904	4:42.266	30.714	46.924	167.4	29:50.835								
	13	2	1:39.836	21.351	30.747	47.738	250.0	30:50.671								
	14	2	1:38.993	20.866	30.438	47.689	264.7	32:29.664								
	15	2	1:39.305	20.990	30.816	47.499	262.1	34:08.969								

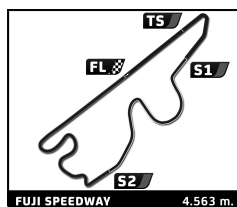


**FIA WEC**  
**6 Hours of Fuji**  
**Free Practice 3**

**Sector Analysis**

■ Personal Best ■ Session Best B Crossing the finish line in pit lane

Lap	D	Time	Sector 1	Sector 2	Sector 3	T. Spd	Elapsed	Lap	D	Time	Sector 1	Sector 2	Sector 3	T. Spd	Elapsed
16	2	1:44.718 B	20.706	30.183	53.829	284.2	35:53.687	10	2	1:46.909	22.692	33.218	50.999	239.5	25:38.748
17	2	2:39.926	1:21.380	31.415	47.131	168.2	38:33.613	11	2	1:55.765 B	22.795	33.103	59.867	243.8	27:34.513
18	2	1:38.531	20.674	30.995	46.862	268.7	40:12.144	12	1	3:01.006	1:34.220	34.510	52.276	152.1	30:35.519
19	2	1:37.544	20.691	29.867	46.986	266.0	41:49.688	13	1	1:54.064	26.624	34.973	52.467	276.2	32:29.583
20	2	1:38.554	20.621	31.096	46.837	270.7	43:28.242	14	1	1:50.290	23.160	34.484	52.646	218.2	34:19.873
21	2	1:42.869 B	20.497	29.671	52.701	270.0	45:11.111	15	1	1:49.119	23.086	33.808	52.225	233.8	36:08.992
22	3	5:31.940	4:09.958	32.779	49.203	153.4	50:43.051	16	1	1:50.545	23.508	34.595	52.442	214.3	37:59.537
23	3	1:40.888	21.053	32.554	47.281	255.9	52:23.939	17	1	1:51.519	23.040	34.809	53.670	222.7	39:51.056
24	3	1:41.112	20.711	30.708	49.693	266.0	54:05.051	18	1	1:49.309	23.059	33.926	52.324	235.3	41:40.365
25	3	1:38.273	21.101	30.145	47.027	270.0	55:43.324	19	1	1:52.807	25.107	34.960	52.740	217.3	43:33.172
26	3	1:37.032	20.540	30.233	46.259	270.7	57:20.356	20	1	1:56.106 B	22.859	33.641	59.606	238.4	45:29.278
27	3	1:36.993	20.597	30.286	46.110	267.3	58:57.349	21	3	3:13.300	1:48.050	33.708	51.542	116.0	48:42.578
28	3	1:35.731	20.366	29.833	45.532	270.0	1:00:33.080	22	3	1:46.129	22.308	32.913	50.908	247.7	50:28.707
<b>13</b> <b>Vaillante Rebellion</b> Oreca 07 - Gibson 1. Mathias BECHE 3. Nelson PIQUET JR LMP2 2. David HEINEMEIER HANS!								<b>23</b> 3 1:46.395 22.337 32.899 51.159 257.1 52:15.102							
1	2	2:13.447	47.009	34.000	52.438	117.1	2:13.447	24	3	1:45.919	22.125	32.803	50.991	277.6	54:01.021
2	2	1:48.794	22.697	33.643	52.454	220.4	4:02.241	25	3	1:50.793	26.687	33.343	50.763	294.3	55:51.814
3	2	1:47.624	22.747	33.243	51.634	230.8	5:49.865	26	3	1:45.664	22.215	32.625	50.824	256.5	57:37.478
4	2	1:46.994	22.571	33.223	51.200	237.9	7:36.859	27	3	1:46.035	22.910	32.250	50.875	288.0	59:23.513
5	2	1:47.852	23.352	33.343	51.157	226.4	9:24.711	28	3	1:45.989	22.296	32.932	50.761	276.9	1:01:09.502
6	2	1:47.548	22.829	33.706	51.013	241.1	11:12.259	<b>25</b> <b>CEFC Manor TRS Racing</b> Oreca 07 - Gibson 1. Roberto GONZALEZ 3. Vitaly PETROV LMP2 2. Simon TRUMMER							
7	2	1:47.092	22.507	33.514	51.071	266.0	12:59.351	1	2	3:05.259	1:38.529	34.780	51.950	123.6	3:05.259
8	2	1:47.318	22.562	33.288	51.468	270.0	14:46.669	2	2	1:47.890	22.465	33.658	51.767	245.5	4:53.149
9	2	1:46.996	22.423	33.443	51.130	264.1	16:33.665	3	2	1:48.006	22.467	33.857	51.682	255.9	6:41.155
10	2	1:47.104	22.292	33.319	51.493	278.4	18:20.769	4	2	1:48.334	22.740	33.872	51.722	249.4	8:29.489
11	2	1:55.869 B	22.426	32.965	1:00.478	266.0	20:16.638	5	2	1:48.319	22.654	33.706	51.959	237.4	10:17.808
12	2	8:35.468	7:08.118	34.947	52.403	129.7	28:52.106	6	2	1:48.740	22.518	33.754	52.468	265.4	12:06.548
13	2	1:48.819	22.464	33.464	52.891	259.0	30:40.925	7	2	1:56.818 B	22.475	33.637	1:00.706	255.9	14:03.366
14	2	1:52.262	26.315	33.135	52.812	268.7	32:33.187	8	1	4:21.744	2:49.190	38.675	53.879	117.3	18:25.110
15	2	1:46.462	21.938	32.908	51.616	277.6	34:19.649	9	1	1:54.079	25.106	35.410	53.563	231.8	20:19.189
16	2	1:45.432	22.235	32.599	50.598	276.2	36:05.081	10	1	1:49.676	22.918	34.055	52.703	244.9	22:08.865
17	2	1:53.066 B	22.074	32.845	58.147	281.2	37:58.147	11	1	1:50.038	22.604	34.034	53.400	268.7	23:58.903
18	3	4:08.056	2:41.716	34.499	51.841	151.9	42:06.203	12	1	1:50.245	22.735	34.324	53.186	256.5	25:49.148
19	3	1:45.983	22.030	33.549	50.404	260.9	43:52.186	13	1	1:50.273	23.229	33.800	53.244	252.9	27:39.421
20	3	1:45.199	22.005	33.067	50.127	264.1	45:37.385	14	1	1:52.966	25.541	34.385	53.040	290.3	29:32.387
21	3	1:43.956	22.090	32.058	49.808	255.3	47:21.341	15	1	1:49.173	22.727	33.508	52.938	246.0	31:21.560
22	3	1:45.810	22.123	32.794	50.893	270.0	49:07.151	16	1	1:50.017	22.840	33.896	53.281	252.9	33:11.577
23	3	1:44.623	22.295	31.951	50.377	268.0	50:51.774	17	1	1:57.292 B	22.683	33.828	1:00.781	244.3	35:08.869
24	3	1:44.499	22.047	32.337	50.115	268.0	52:36.273	18	1	2:56.569	1:26.551	35.393	54.625	143.2	38:05.438
25	3	1:54.051 B	21.998	32.190	59.863	257.8	54:30.324	19	1	1:50.572	23.482	33.957	53.133	216.0	39:56.010
26	3	3:27.458	2:05.319	32.794	49.345	151.9	57:57.782	20	1	1:49.150	22.854	33.598	52.698	237.4	41:45.160
27	3	1:43.850	21.970	32.261	49.619	260.9	59:41.632	21	1	1:49.874	22.625	34.749	52.500	229.3	43:35.034
28	3	1:43.747	22.160	32.139	49.448	263.4	1:01:25.379	22	1	1:48.106	22.801	33.099	52.206	238.4	45:23.140
<b>24</b> <b>CEFC Manor TRS Racing</b> Oreca 07 - Gibson 1. Matthew RAO 3. Jean-Eric VERGNE LMP2 2. Ben HANLEY								23	1	1:47.222	22.542	33.083	51.597	250.0	47:10.362
1	2	2:09.814	42.348	34.504	52.962	136.0	2:09.814	24	1	1:47.247	22.250	33.071	51.926	284.2	48:57.609
2	2	1:50.097	23.216	34.093	52.788	212.2	3:59.911	25	1	1:57.155 B	23.936	33.733	59.486	284.2	50:54.764
3	2	1:57.235 B	23.026	34.086	1:00.123	228.8	5:57.146	26	3	4:01.265	2:31.406	35.311	54.548	143.0	54:56.029
4	2	5:50.323	4:24.668	33.975	51.680	142.7	11:47.469	27	3	1:45.689	22.228	32.672	50.789	267.3	56:41.718
5	2	1:47.476	22.625	33.518	51.333	236.3	13:34.945	28	3	1:44.962	22.020	32.621	50.321	265.4	58:26.680
6	2	1:47.694	22.692	33.727	51.275	267.3	15:22.639	29	3	1:49.921	24.278	34.968	50.675	284.2	1:00:16.601
7	2	1:47.815	22.360	33.590	51.865	269.3	17:10.454	<b>26</b> <b>G-Drive Racing</b> Oreca 07 - Gibson 1. Roman RUSINOV 3. James ROSSITER LMP2 2. Pierre THIRIET							
8	2	1:56.301 B	22.747	34.090	59.464	263.4	19:06.755	1	2	5:30.391	4:04.714	34.280	51.397	152.8	5:30.391
9	2	4:45.084	3:19.832	33.768	51.484	146.3	23:51.839	2	2	1:47.455	22.459	33.548	51.448	230.3	7:17.846

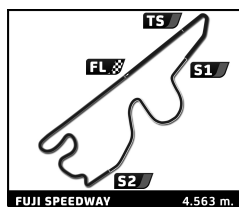


**FIA WEC**  
**6 Hours of Fuji**  
**Free Practice 3**

**Sector Analysis**

■ Personal Best ■ Session Best B Crossing the finish line in pit lane

Lap	D	Time	Sector 1	Sector 2	Sector 3	T. Spd	Elapsed	Lap	D	Time	Sector 1	Sector 2	Sector 3	T. Spd	Elapsed			
3	2	1:46.878	22.416	33.191	51.271	264.1	9:04.724	<b>31</b> <b>Vaillante Rebellion</b> 1.Julien CANAL 2.Nicolas PROST Oreca 07 - Gibson LMP2 3.Bruno SENNA	1	1	4:06.576	2:41.461	33.978	51.137	146.7	4:06.576		
4	2	1:46.683	22.120	33.175	51.388	258.4	10:51.407		2	1	1:47.254	22.417	34.230	50.607	235.8	5:53.830		
5	2	1:54.939 <b>B</b>	22.209	33.217	59.513	243.8	12:46.346		3	1	1:47.405	22.481	34.182	50.742	248.3	7:41.235		
6	2	3:21.749	1:56.253	33.596	51.900	152.8	16:08.095		4	1	1:46.566	22.054	33.401	51.111	275.5	9:27.801		
7	2	1:47.428	22.259	33.676	51.493	247.7	17:55.523		5	1	1:47.213	22.133	33.518	51.562	281.2	11:15.014		
8	2	1:55.354	27.534	35.148	52.672	267.3	19:50.877		6	1	1:46.907	22.338	33.522	51.047	257.8	13:01.921		
9	2	1:46.927	22.411	33.028	51.488	246.6	21:37.804		7	1	1:55.535 <b>B</b>	22.420	34.216	58.899	266.0	14:57.456		
10	2	1:46.545	22.321	32.931	51.293	248.3	23:24.349		8	1	5:42.571	4:17.879	33.708	50.984	147.9	20:40.027		
11	2	1:46.717	22.178	32.862	51.677	244.9	25:11.066		9	1	1:46.764	22.161	33.488	51.115	279.1	22:26.791		
12	2	1:52.468	22.144	38.174	52.150	255.9	27:03.534		10	1	1:53.773 <b>B</b>	22.111	33.326	58.336	281.2	24:20.564		
13	2	2:20.496	54.770	34.200	51.526	276.9	29:24.030		11	1	3:04.171	1:38.186	34.639	51.346	147.7	27:24.735		
14	2	1:46.572	22.369	32.790	51.413	238.9	31:10.602		12	1	1:46.134	22.144	33.259	50.731	257.8	29:10.869		
15	2	1:47.399	22.310	33.009	52.080	246.0	32:58.001		13	1	1:47.751	23.273	33.424	51.054	282.7	30:58.620		
16	2	1:56.067 <b>B</b>	22.611	33.638	59.818	240.0	34:54.068		14	1	1:46.186	22.118	32.883	51.185	261.5	32:44.806		
17	1	3:00.132	1:35.576	33.498	51.058	149.0	37:54.200		15	1	1:59.507 <b>B</b>	21.972	38.979	58.556	278.4	34:44.313		
18	1	1:47.474	22.792	33.741	50.941	264.1	39:41.674		16	2	4:34.413	3:08.580	34.060	51.773	143.2	39:18.726		
19	1	1:45.073	21.935	32.345	50.793	278.4	41:26.747		17	2	1:47.676	22.334	33.872	51.470	243.2	41:06.402		
20	1	1:49.354	22.083	35.738	51.533	272.7	43:16.101		18	2	1:46.211	22.029	33.448	50.734	263.4	42:52.613		
21	1	1:45.499	22.167	32.623	50.709	279.1	45:01.600		19	2	1:45.537	21.956	32.941	50.640	273.4	44:38.150		
22	1	1:46.204	21.903	33.072	51.229	282.7	46:47.804		20	2	1:46.890	21.939	33.217	51.734	267.3	46:25.040		
23	1	2:18.586 <b>B</b>	22.277	33.292	1:23.017	266.0	49:06.390		21	2	1:46.935	22.165	32.912	51.858	250.0	48:11.975		
24	3	3:37.395	2:11.123	33.948	52.324	143.2	52:43.785		22	2	1:54.656 <b>B</b>	22.065	33.075	59.516	259.6	50:06.631		
25	3	1:46.946	22.505	33.003	51.438	256.5	54:30.731		23	3	3:10.218	1:45.086	34.966	50.166	149.0	53:16.849		
26	3	1:46.976	22.556	33.244	51.176	232.3	56:17.707		24	3	1:44.294	21.800	32.436	50.058	280.5	55:01.143		
27	3	1:45.841	22.139	32.262	51.440	247.1	58:03.548		25	3	1:44.065	21.887	32.447	49.731	277.6	56:45.208		
28	3	1:45.672	22.337	32.350	50.985	242.7	59:49.220		26	3	1:44.657	22.050	33.182	49.425	267.3	58:29.865		
29	3	1:46.335	22.649	32.512	51.174	247.1	1:01:35.555		27	3	1:45.197	21.877	32.261	51.059	282.0	1:00:15.062		
<b>28</b> <b>TDS Racing</b> 1.François PERRODO 2.Matthieu VAXIVIERE Oreca 07 - Gibson LMP2 3.Emmanuel COLLARD	1	1	3:59.119	2:22.577	42.939	53.603	147.1		3:59.119	<b>36</b> <b>Signatech Alpine Matmut</b> 1.Nicolas LAPIERRE 2.Gustavo MENEZES Alpine A470 - Gibson LMP2 3.André NEGRÃO	1	3	5:09.953	3:42.616	35.347	51.990	149.4	5:09.953
	2	1	1:49.032	22.837	33.845	52.350	250.0		5:48.151		2	3	1:47.449	22.362	33.867	51.220	262.8	6:57.402
	3	1	2:00.263	27.904	37.256	55.103	284.2	7:48.414	3		3	1:47.098	22.202	33.270	51.626	281.2	8:44.500	
	4	1	1:59.691 <b>B</b>	23.401	35.808	1:00.482	214.7	9:48.105	4		3	1:46.192	22.015	33.151	51.026	283.5	10:30.692	
	5	1	3:05.415	1:34.684	36.852	53.879	144.2	12:53.520	5		3	1:46.077	22.140	33.126	50.811	281.2	12:16.769	
	6	1	1:48.807	22.582	33.754	52.471	252.9	14:42.327	6		3	1:53.322 <b>B</b>	22.115	33.143	58.064	287.2	14:10.091	
	7	1	1:49.222	22.582	33.893	52.747	257.1	16:31.549	7		3	4:16.376	2:52.213	33.383	50.780	153.4	18:26.467	
	8	1	1:49.156	22.541	33.913	52.702	271.4	18:20.705	8		3	1:46.004	22.517	32.884	50.603	229.3	20:12.471	
	9	1	2:00.375 <b>B</b>	22.989	34.634	1:02.752	223.1	20:21.080	9		3	1:44.840	21.926	32.831	50.083	272.0	21:57.311	
	10	1	3:41.571	2:14.369	34.382	52.820	149.0	24:02.651	10		3	1:45.522	21.999	32.789	50.734	289.5	23:42.833	
	11	1	1:49.515	22.633	33.837	53.045	251.7	25:52.166	11		3	1:45.091	21.800	32.763	50.528	287.2	25:27.924	
	12	1	2:01.336	22.734	34.140	1:04.462	249.4	27:53.502	12		3	1:51.553 <b>B</b>	21.931	32.521	57.101	288.0	27:19.477	
	13	1	1:49.827	22.676	33.809	53.342	255.9	29:43.329	13		1	2:51.391	1:26.630	33.669	51.092	152.3	30:10.868	
	14	1	1:58.154 <b>B</b>	22.674	33.968	1:01.512	259.6	31:41.483	14		1	1:46.885	22.348	33.384	51.153	249.4	31:57.753	
	15	2	3:31.955	2:04.797	33.997	53.161	143.2	35:13.438	15		1	1:45.832	22.050	33.014	50.768	260.2	33:43.585	
	16	2	1:48.128	22.543	33.177	52.408	266.7	37:01.566	16		1	1:46.049	22.091	33.341	50.617	262.8	35:29.634	
	17	2	1:48.413	22.634	33.101	52.678	255.9	38:49.979	17		1	1:46.557	22.789	33.256	50.512	267.3	37:16.191	
	18	2	1:57.570 <b>B</b>	22.671	34.643	1:00.256	263.4	40:47.549	18		1	1:46.239	22.088	32.930	51.221	264.7	39:02.430	
	19	3	5:05.274	3:37.036	35.006	53.232	151.9	45:52.823	19		1	1:53.104 <b>B</b>	22.122	32.491	58.491	259.0	40:55.534	
	20	3	1:48.199	22.941	33.598	51.660	223.1	47:41.022	20		1	3:07.791	1:44.312	32.778	50.701	153.2	44:03.325	
	21	3	1:46.672	22.332	33.356	50.984	251.7	49:27.694	21		1	1:46.462	22.766	32.710	50.986	268.0	45:49.787	
	22	3	1:46.563	22.310	32.915	51.338	266.7	51:14.257	22		1	1:52.745 <b>B</b>	22.405	32.347	57.993	265.4	47:42.532	
	23	3	1:49.360	25.429	32.869	51.062	279.8	53:03.617	23		2	2:49.841	1:24.177	34.412	51.252	153.6	50:32.373	
	24	3	1:47.516	22.789	33.722	51.005	275.5	54:51.133										
	25	3	1:46.075	22.289	33.011	50.775	249.4	56:37.208										
	26	3	1:46.084	22.482	32.819	50.783	259.6	58:23.292										
	27	3	2:29.478 <b>B</b>	22.039	34.079	1:33.360	256.5	1:00:52.770										

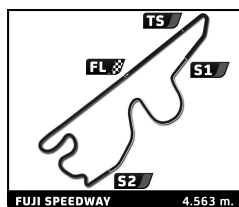


**FIA WEC**  
**6 Hours of Fuji**  
**Free Practice 3**

**Sector Analysis**

■ Personal Best ■ Session Best B Crossing the finish line in pit lane

Lap	D	Time	Sector 1	Sector 2	Sector 3	T. Spd	Elapsed	Lap	D	Time	Sector 1	Sector 2	Sector 3	T. Spd	Elapsed
24	2	1:47.042	22.489	33.658	50.895	254.1	52:19.415	18	3	1:45.478	22.169	32.811	50.498	269.3	42:57.380
25	2	1:46.697	22.075	33.262	51.360	248.3	54:06.112	19	3	1:51.288 B	21.904	32.524	56.860	274.8	44:48.668
26	2	1:49.224	25.608	33.046	50.570	241.1	55:55.336	20	2	3:43.984	2:18.008	34.754	51.222	136.4	48:32.652
27	2	1:52.738 B	22.629	32.737	57.372	250.0	57:48.074	21	2	1:47.038	22.805	33.343	50.890	259.6	50:19.690
28	2	2:40.727	1:16.950	32.583	51.194	153.0	1:00:28.801	22	2	1:45.053	21.942	32.437	50.674	261.5	52:04.743
<b>37</b> Jackie Chan DC Racing Orega 07 - Gibson LMP2								<b>23</b> 2 1:52.159 B 21.890 32.188 58.081 270.0 53:56.902							
1. David CHENG 3. Tristan GOMMENDY								24 1 3:01.281 1:37.589 32.819 50.873 152.8 56:58.183							
2. Alex BRUNDLE								25 1 1:44.682 22.517 32.252 49.913 283.5 58:42.865							
1	3	2:08.308	35.104	38.150	55.054	142.7	2:08.308	26	1	1:46.567	22.528	33.591	50.448	284.2	1:00:29.432
2	3	2:04.149 B	24.384	36.567	1:03.198	188.2	4:12.457	<b>51</b> AF Corse Ferrari 488 GTE LMGT E Pro							
3	3	4:38.541	3:14.295	33.351	50.895	151.9	8:50.998	1. James CALADO							
4	3	1:46.839	22.209	33.230	51.400	260.2	10:37.837	2. Alessandro PIER GUIDI							
5	3	1:55.156	22.365	33.043	59.748	258.4	12:32.993	1	2	2:38.272	1:08.896	36.665	52.711	133.7	2:38.272
6	3	1:47.054	22.310	33.300	51.444	262.8	14:20.047	2	2	1:49.981	23.759	34.624	51.598	216.4	4:28.253
7	3	1:47.351	22.296	33.517	51.538	263.4	16:07.398	3	2	1:50.870	23.446	36.090	51.334	233.8	6:19.123
8	3	1:47.542	22.413	33.268	51.861	243.8	17:54.940	4	2	1:49.506	23.898	34.207	51.401	237.4	8:08.629
9	3	1:46.854	22.467	32.925	51.462	257.8	19:41.794	5	2	1:49.374	23.518	34.166	51.690	226.9	9:58.003
10	3	1:54.607 B	22.385	33.058	59.164	267.3	21:36.401	6	2	1:50.744	23.487	34.159	53.098	237.9	11:48.747
11	3	4:12.515	2:48.211	33.069	51.235	152.3	25:48.916	7	2	1:49.468	23.434	34.477	51.557	235.3	13:38.215
12	3	1:46.943	23.142	32.655	51.146	262.1	27:35.859	8	2	1:49.276	23.310	34.207	51.759	244.3	15:27.491
13	3	1:46.337	22.296	32.945	51.096	264.7	29:22.196	9	2	1:54.121	23.213	34.841	56.067	253.5	17:21.612
14	3	1:46.965	22.219	32.888	51.858	261.5	31:09.161	10	2	1:56.326	23.116	37.089	56.121	257.8	19:17.938
15	3	1:56.477 B	22.376	33.438	1:00.663	270.7	33:05.638	11	2	1:48.904	23.144	34.125	51.635	251.2	21:06.842
16	1	3:19.760	1:51.133	34.996	53.631	118.3	36:25.398	12	2	1:56.678 B	23.315	34.775	58.588	250.0	23:03.520
17	1	1:50.640	23.437	34.237	52.966	221.8	38:16.038	13	1	3:21.243	1:49.205	37.806	54.232	137.1	26:24.763
18	1	1:49.471	22.693	34.212	52.566	250.0	40:05.509	14	1	1:54.611	23.692	38.317	52.602	253.5	28:19.374
19	1	1:49.992	22.375	34.309	53.308	265.4	41:55.501	15	1	1:59.723 B	23.350	38.213	58.160	260.9	30:19.097
20	1	1:50.518	22.676	34.767	53.075	266.0	43:46.019	16	1	2:47.834	1:19.505	34.933	53.396	139.5	33:06.931
21	1	1:57.128 B	22.528	33.783	1:00.817	264.1	45:43.147	17	1	1:59.367 B	23.238	36.001	1:00.128	260.2	35:06.298
22	1	2:58.344	1:28.767	35.857	53.720	123.1	48:41.491	18	1	8:42.613	6:59.174	44.602	58.837	135.7	43:48.911
23	1	1:56.687	22.458	40.206	54.023	255.9	50:38.178	19	1	1:54.850	23.310	35.317	56.223	257.8	45:43.761
24	1	1:52.397	22.543	36.298	53.556	257.1	52:30.575	20	1	1:56.586 B	23.312	34.921	58.353	255.3	47:40.347
25	1	1:58.113 B	22.778	34.519	1:00.816	248.8	54:28.688	21	1	2:57.812	1:26.535	36.083	55.194	139.2	50:38.159
26	2	3:21.666	1:51.968	33.701	55.997	154.5	57:50.354	22	1	2:09.900	23.259	40.320	1:06.321	250.0	52:48.059
27	2	1:44.129	21.822	32.329	49.978	268.7	59:34.483	23	1	1:54.468	23.290	34.822	56.356	255.9	54:42.527
28	2	1:43.745	21.797	32.231	49.717	274.1	1:01:18.228	24	1	1:51.492	23.191	34.335	53.966	259.0	56:34.019
<b>38</b> Jackie Chan DC Racing Orega 07 - Gibson LMP2								<b>54</b> Spirit of Race Ferrari 488 GTE LMGT E Am							
1. Ho-Pin TUNG 3. Thomas LAURENT								1. Thomas FLOHR 3. Miguel MOLINA							
2. Oliver JARVIS								2. Francesco CASTELLACCI							
1	1	9:16.152	7:51.291	33.741	51.120	147.9	9:16.152	1	2	7:26.272	5:47.978	41.506	56.788	121.6	7:26.272
2	1	1:46.896	22.258	34.481	50.157	257.8	11:03.048	2	2	1:56.067	24.635	37.639	53.793	208.5	9:22.339
3	1	1:45.277	22.136	32.678	50.463	272.7	12:48.325	3	2	1:52.634	23.850	35.741	53.043	235.3	11:14.973
4	1	1:46.101	22.110	32.576	51.415	281.2	14:34.426	4	2	1:52.661	23.708	36.095	52.858	232.3	13:07.634
5	1	1:45.511	22.052	32.393	51.066	278.4	16:19.937	5	2	1:50.995	23.722	34.950	52.323	233.8	14:58.629
6	1	1:53.913 B	22.161	32.479	59.273	285.7	18:13.850	6	2	2:01.167 B	24.807	35.716	1:00.644	251.2	16:59.796
7	1	4:03.321	2:38.967	33.252	51.102	143.2	22:17.171	7	1	4:03.744	2:29.194	39.593	54.957	110.5	21:03.540
8	1	1:48.076	22.172	33.497	52.407	269.3	24:05.247	8	1	1:53.248	23.940	35.392	53.916	225.9	22:56.788
9	1	1:46.976	22.186	33.415	51.375	272.0	25:52.223	9	1	1:53.118	24.042	35.645	53.431	216.9	24:49.906
10	1	1:47.689	22.030	32.683	52.976	285.7	27:39.912	10	1	1:59.687	24.626	40.969	54.092	213.9	26:49.593
11	1	1:55.435 B	23.569	33.412	58.454	254.7	29:35.347	11	1	1:53.397	23.582	35.810	54.005	237.4	28:42.990
12	3	2:50.129	1:26.362	33.220	50.547	146.1	32:25.476	12	1	2:09.886 B	26.494	37.548	1:05.844	235.8	30:52.876
13	3	1:45.888	22.038	32.456	51.394	260.2	34:11.364	13	3	4:07.124	2:38.398	35.654	53.072	133.5	35:00.000
14	3	1:45.443	22.488	32.481	50.474	252.3	35:56.807	14	3	1:51.113	23.605	34.924	52.584	238.4	36:51.113
15	3	1:44.659	22.095	32.645	49.919	267.3	37:41.466	15	3	1:52.787	23.824	35.361	53.602	222.7	38:43.900
16	3	1:45.552	22.026	32.361	51.165	260.2	39:27.018								
17	3	1:44.884	21.964	32.279	50.641	272.0	41:11.902								

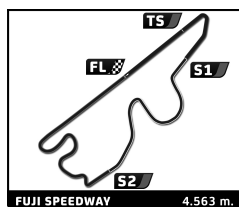


**FIA WEC**  
**6 Hours of Fuji**  
**Free Practice 3**

**Sector Analysis**

■ Personal Best ■ Session Best B Crossing the finish line in pit lane

Lap	D	Time	Sector 1	Sector 2	Sector 3	T. Spd	Elapsed	Lap	D	Time	Sector 1	Sector 2	Sector 3	T. Spd	Elapsed
16	3	1:53.000	24.486	35.424	53.090	209.3	40:36.900	13	1	1:57.678 B	23.225	34.936	59.517	244.9	31:05.647
17	3	1:52.008	23.895	35.108	53.005	230.3	42:28.908	14	2	5:46.536	4:19.294	34.938	52.304	132.0	36:52.183
18	3	1:51.784	23.663	35.070	53.051	232.8	44:20.692	15	2	1:51.620	23.580	34.739	53.301	220.4	38:43.803
19	3	1:52.215	23.952	35.005	53.258	228.8	46:12.907	16	2	1:50.427	23.797	34.448	52.182	221.3	40:34.230
20	3	1:52.269	23.965	35.139	53.165	235.8	48:05.176	17	2	1:50.198	23.395	34.512	52.291	243.8	42:24.428
21	3	1:59.977 B	23.722	35.220	1:01.035	241.6	50:05.153	18	2	1:58.121 B	23.722	35.295	59.104	241.6	44:22.549
22	1	4:11.151	2:34.658	41.023	55.470	111.9	54:16.304	19	2	6:46.914	5:12.943	40.463	53.508	135.7	51:09.463
23	1	1:53.200	24.139	35.329	53.732	237.4	56:09.504	20	2	1:49.439	23.108	34.136	52.195	250.6	52:58.902
24	1	1:54.403	24.113	36.175	54.115	221.8	58:03.907	21	2	1:59.806 B	23.176	35.116	1:01.514	257.8	54:58.708
25	1	1:54.249	24.201	35.884	54.164	206.9	59:58.156	22	2	2:41.064	1:10.968	34.639	55.457	141.5	57:39.772
26	1	1:53.811	24.118	35.777	53.916	220.4	1:01:51.967	23	2	1:49.772	23.410	34.295	52.067	247.7	59:29.544
<b>61</b> Clearwater Racing 1.Weng Sun MOK 2.Keita SAWA Ferrari 488 GTE LMGTE Am								<b>67</b> Ford Chip Ganassi Team UK 1.Andy Priaulx 2.Harry Tincknell Ford GT LMGTE Pro							
1	1	3:45.373	2:10.815	38.391	56.167	135.3	3:45.373	1	2	2:16.306	47.701	34.989	53.616	132.2	2:16.306
2	1	1:57.048	25.476	35.979	55.593	222.7	5:42.421	2	2	1:49.151	23.201	34.353	51.597	237.9	4:05.457
3	1	1:53.371	24.065	35.869	53.437	220.0	7:35.792	3	2	1:51.698	23.075	34.524	54.099	247.1	5:57.155
4	1	1:54.846	24.540	36.720	53.586	227.8	9:30.638	4	2	1:49.058	23.188	34.363	51.507	253.5	7:46.213
5	1	1:53.637	24.014	36.037	53.586	233.8	11:24.275	5	2	1:48.770	23.057	34.350	51.363	255.9	9:34.983
6	1	1:52.981	23.845	35.864	53.272	232.3	13:17.256	6	2	1:56.079 B	24.323	34.355	57.401	259.6	11:31.062
7	1	1:53.342	23.886	35.947	53.509	231.3	15:10.598	7	2	4:20.534	2:54.546	34.342	51.646	141.2	15:51.596
8	1	2:10.235 B	24.800	38.812	1:06.623	228.8	17:20.833	8	2	1:48.791	23.056	34.233	51.502	251.2	17:40.387
9	2	3:29.954	2:02.098	35.395	52.461	138.6	20:50.787	9	2	1:50.334	23.065	34.481	52.788	251.2	19:30.721
10	2	1:51.343	23.922	35.025	52.396	223.6	22:42.130	10	2	1:49.038	23.055	34.341	51.642	252.3	21:19.759
11	2	1:51.619	23.868	34.960	52.791	228.8	24:33.749	11	2	1:54.696 B	23.157	34.235	57.304	249.4	23:14.455
12	2	1:57.587 B	24.221	34.917	58.449	227.4	26:31.336	12	1	3:53.771	2:25.813	34.942	53.016	140.8	27:08.226
13	3	3:46.537	2:18.321	35.417	52.799	134.8	30:17.873	13	1	1:51.723	23.921	34.470	52.886	225.5	28:59.563
14	3	1:51.723	23.792	35.437	52.494	234.8	32:09.596	14	1	1:51.048	23.266	34.196	53.586	247.1	30:50.611
15	3	1:51.475	23.728	35.346	52.401	243.2	34:01.071	15	1	1:56.472 B	23.656	34.731	58.085	242.7	32:47.083
16	3	1:51.921	23.881	34.950	53.090	233.3	35:52.992	16	1	4:12.916 B	2:40.245	34.825	57.846	100.7	36:59.999
17	3	1:52.928	23.825	35.561	53.542	242.2	37:45.920	17	1	2:32.591	1:05.744	34.476	52.371	141.0	39:32.590
18	3	1:59.936 B	23.625	35.284	1:01.027	250.6	39:45.856	18	1	1:54.260	27.065	34.936	52.259	255.3	41:26.850
19	3	3:37.230	2:07.007	37.492	52.731	132.5	43:23.086	19	1	1:53.007	23.746	34.600	54.661	230.3	43:19.857
20	3	1:50.777	23.824	34.833	52.120	232.3	45:13.863	20	1	1:50.514	23.476	34.524	52.514	237.4	45:10.371
21	3	1:50.078	23.488	34.564	52.026	247.7	47:03.941	21	1	1:55.669 B	23.330	34.446	57.893	240.0	47:06.040
22	3	1:50.632	23.680	34.498	52.454	247.1	48:54.573	22	1	3:21.124	1:47.730	37.061	56.333	137.1	50:27.164
23	3	1:50.735	23.834	34.744	52.157	259.6	50:45.308	23	1	1:50.260	23.124	34.822	52.314	253.5	52:17.424
24	3	1:50.631	23.577	34.860	52.194	253.5	52:35.939	24	1	1:58.633 B	23.308	35.724	59.601	246.0	54:16.057
25	3	1:59.299 B	23.711	34.829	1:00.759	234.3	54:35.238	25	1	2:36.986	1:09.463	35.308	52.215	123.1	56:53.043
26	3	5:02.970	3:34.751	35.754	52.465	136.0	59:38.208	26	1	1:48.774	23.372	33.941	51.461	236.8	58:41.817
27	3	1:50.439	23.574	34.623	52.242	259.0	1:01:28.647	27	1	1:50.194	23.193	34.431	52.570	244.3	1:00:32.011
<b>66</b> Ford Chip Ganassi Team UK 1.Stefan Mücke 2.Olivier Pla Ferrari 488 GTE LMGTE Pro								<b>71</b> AF Corse 1.Davide Rigon 2.Sam Bird Ferrari 488 GTE LMGTE Pro							
1	1	1:58.656	31.852	35.239	51.565	139.9	1:58.656	1	1	2:41.057	1:14.286	34.506	52.265	139.5	2:41.057
2	1	1:52.130	24.230	36.268	51.632	227.8	3:50.786	2	1	1:50.021	23.423	34.418	52.180	223.6	4:31.078
3	1	1:49.569	23.398	34.457	51.714	232.8	5:40.355	3	1	1:53.833	25.622	35.301	52.910	248.3	6:24.911
4	1	1:49.522	23.305	34.593	51.624	234.3	7:29.877	4	1	1:51.090	23.437	35.198	52.455	226.4	8:16.001
5	1	1:55.910 B	23.367	34.616	57.927	232.8	9:25.787	5	1	1:57.043 B	23.396	34.831	58.816	237.9	10:13.044
6	1	6:14.774	4:47.789	34.902	52.083	139.0	15:40.561	6	1	6:30.917	5:04.489	35.018	51.410	136.2	16:43.961
7	1	1:49.809	23.383	34.867	51.559	237.9	17:30.370	7	1	1:49.452	23.247	34.677	51.528	236.3	18:33.413
8	1	1:49.285	23.252	34.302	51.731	260.9	19:19.655	8	1	1:50.146	23.159	34.355	52.632	243.2	20:23.559
9	1	1:49.514	23.246	34.311	51.957	253.5	21:09.169	9	1	1:56.369 B	23.196	34.606	58.567	251.7	22:19.928
10	1	1:58.040 B	23.130	35.758	59.152	246.6	23:07.209	10	2	4:24.427	2:57.377	35.056	51.994	137.1	26:44.355
11	1	4:10.710	2:39.569	34.917	56.224	139.7	27:17.919	11	2	1:49.758	23.478	34.659	51.621	232.8	28:34.113
12	1	1:50.050	23.348	34.625	52.077	247.7	29:07.969								



**FIA WEC**  
**6 Hours of Fuji**  
**Free Practice 3**

**Sector Analysis**

■ Personal Best ■ Session Best ■ Crossing the finish line in pit lane

Lap	D	Time	Sector 1	Sector 2	Sector 3	T. Spd	Elapsed	Lap	D	Time	Sector 1	Sector 2	Sector 3	T. Spd	Elapsed
12	2	1:49.503	<b>23.136</b>	34.299	52.068	250.0	30:23.616	14	1	1:55.365	24.421	36.527	54.417	203.8	32:58.300
13	2	1:57.457	B 23.228	34.858	59.371	255.3	32:21.073	15	1	1:54.785	24.138	36.503	54.144	213.9	34:53.085
14	2	5:41.653	4:10.990	36.165	54.498	136.2	38:02.726	16	1	1:54.782	24.111	36.293	54.378	212.6	36:47.867
15	2	1:49.746	23.202	34.480	52.064	249.4	39:52.472	17	1	1:54.465	23.675	36.420	54.370	223.6	38:42.332
16	2	1:56.661	B 23.334	34.822	58.505	245.5	41:49.133	18	1	2:03.498	B 23.906	36.810	1:02.782	214.7	40:45.830
17	2	5:25.583	3:58.242	<b>34.279</b>	53.062	135.8	47:14.716	19	2	3:44.135	2:14.218	37.136	52.781	138.3	44:29.965
18	2	1:59.495	B 23.563	34.967	1:00.965	259.0	49:14.211	20	2	1:51.824	B 23.451	36.004	<b>52.369</b>	243.8	46:21.789
19	2	3:20.840	1:49.258	34.621	56.961	138.1	52:35.051	21	2	2:03.946	B 25.446	36.343	1:02.157	250.6	48:25.735
20	2	1:53.235	23.248	34.988	54.999	260.2	54:28.286	22	2	6:10.731	4:38.819	37.954	53.958	131.2	54:36.466
21	2	2:00.365	B 23.295	35.314	1:01.756	260.2	56:28.651	23	2	1:53.848	23.787	36.480	53.581	240.0	56:30.314
22	2	3:48.139	2:21.292	34.308	52.539	136.4	1:00:16.790	24	2	<b>1:51.388</b>	23.531	<b>35.433</b>	52.424	246.0	58:21.702
								25	2	1:53.412	25.173	35.631	52.608	257.1	1:00:15.114

**77** **Dempsey - Proton Racing** Porsche 911 RSR (991)  
1.Christian RIED 3.Marvin DIENST LMGTE Am  
2.Matteo CAIROLI

1	2	3:22.783	1:52.956	35.990	53.837	137.6	3:22.783
2	2	1:53.464	23.514	35.801	54.149	254.1	5:16.247
3	2	1:59.906	B 23.712	36.256	59.938	242.7	7:16.153
4	2	7:07.607	5:35.486	38.309	53.812	140.6	14:23.760
5	2	1:58.774	B 23.575	35.898	59.301	253.5	16:22.534
6	2	2:59.625	1:28.532	34.995	56.098	144.0	19:22.159
7	2	1:49.573	23.044	34.811	51.718	252.3	21:11.732
8	2	1:50.271	<b>23.002</b>	35.155	52.114	260.9	23:02.003
9	2	<b>1:49.387</b>	23.152	<b>34.563</b>	<b>51.672</b>	254.1	24:51.390
10	2	1:55.754	B 23.388	34.637	57.729	244.3	26:47.144
11	1	3:12.828	1:40.175	38.542	54.111	141.5	29:59.972
12	1	1:53.766	24.116	36.273	53.377	227.4	31:53.738
13	1	1:53.482	23.809	36.331	53.342	225.0	33:47.220
14	1	1:53.095	23.676	36.241	53.178	231.3	35:40.315
15	1	1:53.064	23.934	36.326	52.804	232.3	37:33.379
16	1	1:54.423	23.789	37.059	53.575	241.6	39:27.802
17	1	2:04.401	23.977	36.217	1:04.207	241.1	41:32.203
18	1	2:25.925	B 44.165	39.575	1:02.185	250.6	43:58.128
19	3	3:23.784	1:54.873	36.464	52.447	141.5	47:21.912
20	3	1:50.752	23.703	35.068	51.981	222.7	49:12.664
21	3	1:50.421	23.498	35.182	51.741	231.8	51:03.085
22	3	1:50.097	23.291	34.840	51.966	237.9	52:53.182
23	3	1:50.982	23.420	35.516	52.046	241.1	54:44.164
24	3	1:55.550	27.083	36.165	52.302	244.9	56:39.714
25	3	1:54.260	25.364	36.707	52.189	246.0	58:33.974
26	3	1:51.113	23.574	35.325	52.214	226.9	1:00:25.087

**86** **Gulf Racing UK** Porsche 911 RSR (991)  
1.Michael HEDLUND 3.Nicholas FOSTER LMGTE Am  
2.Benjamin BARKER

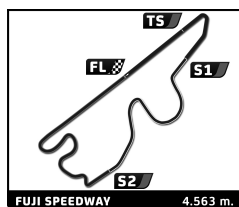
1	3	2:21.165	48.111	37.209	55.845	125.3	2:21.165
2	3	1:54.481	24.485	36.901	53.095	212.2	4:15.646
3	3	1:53.613	24.062	36.280	53.271	228.3	6:09.259
4	3	1:52.014	23.574	35.765	52.675	244.3	8:01.273
5	3	1:52.895	24.392	35.705	52.798	255.9	9:54.168
6	3	1:57.142	B 23.891	35.635	57.616	248.3	11:51.310
7	3	3:46.540	2:17.088	35.683	53.769	140.6	15:37.850
8	3	1:56.064	23.687	37.938	54.439	252.9	17:33.914
9	3	2:02.451	B 26.235	36.806	59.410	240.0	19:36.365
10	1	5:34.747	4:00.168	39.374	55.205	126.2	25:11.112
11	1	1:58.206	25.800	37.444	54.962	192.9	27:09.318
12	1	1:56.061	24.563	36.730	54.768	197.8	29:05.379
13	1	1:57.556	24.237	37.954	55.365	215.1	31:02.935

**91** **Porsche GT Team** Porsche 911 RSR  
1.Richard LIETZ LMGTE Pro  
2.Frédéric MAKOWIECKI

1	2	3:46.321	2:18.854	35.701	51.766	139.2	3:46.321
2	2	1:50.193	23.887	34.625	51.681	210.9	5:36.514
3	2	1:49.752	23.329	34.517	51.906	229.3	7:26.266
4	2	1:50.100	23.341	34.487	52.272	235.3	9:16.366
5	2	1:56.173	B 23.701	34.821	57.651	225.0	11:12.539
6	1	5:56.306	4:28.463	35.256	52.587	135.8	17:08.845
7	1	1:50.352	23.320	34.832	52.200	252.9	18:59.197
8	1	1:50.081	23.245	34.560	52.276	255.3	20:49.278
9	1	1:50.944	23.214	35.159	52.571	256.5	22:40.222
10	1	1:50.533	23.342	34.729	52.462	255.3	24:30.755
11	1	1:56.676	B 23.224	34.841	58.611	257.8	26:27.431
12	1	6:21.114	4:51.340	36.480	53.294	117.6	32:48.545
13	1	1:53.401	24.317	34.569	54.515	262.1	34:41.946
14	1	1:57.243	B 23.055	35.124	59.064	259.6	36:39.189
15	1	3:57.511	2:29.875	35.472	52.164	134.5	40:36.700
16	1	1:48.290	22.951	34.239	51.100	254.7	42:24.990
17	1	<b>1:47.724</b>	23.098	33.754	<b>50.872</b>	237.9	44:12.714
18	1	1:53.698	B 22.814	<b>33.573</b>	57.311	260.9	46:06.412
19	2	3:03.407	1:35.684	34.308	53.415	141.4	49:09.819
20	2	1:50.848	23.025	33.820	54.003	241.6	51:00.667
21	2	1:48.125	23.045	33.809	51.271	244.9	52:48.792
22	2	1:49.081	22.938	34.546	51.597	242.7	54:37.873
23	2	1:49.677	23.454	34.487	51.736	254.1	56:27.550
24	2	1:49.022	23.082	34.141	51.799	242.7	58:16.572
25	2	1:49.379	23.123	34.019	52.237	245.5	1:00:05.951

**92** **Porsche GT Team** Porsche 911 RSR  
1.Michael CHRISTENSEN LMGTE Pro  
2.Kevin ESTRE

1	1	6:21.204	4:55.075	34.563	51.566	140.6	6:21.204
2	1	1:49.670	23.232	34.337	52.101	255.3	8:10.874
3	1	1:53.237	23.058	35.447	54.732	251.7	10:04.111
4	1	1:49.835	23.070	34.657	52.108	253.5	11:53.946
5	1	1:50.275	23.199	34.690	52.386	242.7	13:44.221
6	1	1:57.171	B 23.195	34.851	59.125	259.0	15:41.392
7	2	2:54.686	1:26.409	36.121	52.156	137.9	18:36.078
8	2	1:50.391	23.306	34.844	52.241	260.9	20:26.469
9	2	1:49.835	23.193	34.539	52.103	254.1	22:16.304
10	2	2:01.596	B 27.800	35.164	58.632	266.7	24:17.900
11	2	4:46.144	3:19.349	34.755	52.040	134.2	29:04.044
12	2	1:49.387	<b>22.895</b>	34.209	52.283	263.4	30:53.431
13	2	1:50.350	23.103	35.104	52.143	260.2	32:43.781



**FIA WEC**  
**6 Hours of Fuji**  
**Free Practice 3**  
**Sector Analysis**

■ Personal Best ■ Session Best B Crossing the finish line in pit lane

Lap	D	Time	Sector 1	Sector 2	Sector 3	T. Spd	Elapsed	Lap	D	Time	Sector 1	Sector 2	Sector 3	T. Spd	Elapsed
14	2	1:57.990 B	23.277	36.434	58.279	243.2	34:41.771	12	2	1:50.180	22.936	34.936	52.308	243.8	26:56.710
15	1	3:10.838	1:41.687	35.798	53.353	131.5	37:52.609	13	2	1:50.121	23.025	34.718	52.378	240.5	28:46.831
16	1	1:48.445	23.118	34.255	51.072	250.0	39:41.054	14	2	1:51.346	23.051	35.681	52.614	240.0	30:38.177
17	1	1:48.358	23.159	33.972	51.227	253.5	41:29.412	15	2	1:50.490	23.083	34.988	52.419	243.8	32:28.667
18	1	1:54.481 B	23.001	34.007	57.473	248.8	43:23.893	16	2	1:58.960 B	24.037	36.607	58.316	237.4	34:27.627
19	1	3:29.110	2:01.386	34.450	53.274	140.6	46:53.003	17	1	3:29.376	1:57.078	36.388	55.910	140.1	37:57.003
20	1	1:49.259	23.141	34.105	52.013	255.9	48:42.262	18	1	1:54.208	23.536	36.784	53.888	216.4	39:51.211
21	1	1:51.982	23.462	34.650	53.870	252.9	50:34.244	19	1	1:53.390	23.524	36.135	53.731	214.3	41:44.601
22	1	1:50.418	24.610	34.009	51.799	261.5	52:24.662	20	1	1:54.147	23.748	36.679	53.720	219.5	43:38.748
23	1	1:50.049	23.373	34.309	52.367	252.3	54:14.711	21	1	1:59.425 B	23.510	35.727	1:00.188	225.0	45:38.173
24	1	1:55.850 B	23.331	34.164	58.355	246.6	56:10.561	22	1	4:05.848	2:37.530	35.251	53.067	142.5	49:44.021
25	1	2:57.032	1:30.188	34.983	51.861	140.3	59:07.593	23	1	1:52.218	23.520	35.280	53.418	222.2	51:36.239
26	1	1:49.967	23.518	34.503	51.946	255.3	1:00:57.560	24	1	1:52.851	23.515	35.433	53.903	216.0	53:29.090
<b>95</b> Aston Martin Racing 1. Nicki THIMM 2. Marco SØRENSEN Aston Martin VANTAGE LMGTE Pro								<b>98</b> Aston Martin Racing 1. Paul DALLA LANA 2. Pedro LAMY Aston Martin V8 Vantage LMGTE Am 3. Mathias LAUDA							
1	1	2:19.771	50.656	35.604	53.511	135.8	2:19.771	1	1	4:14.652	2:40.723	39.567	54.362	122.2	4:14.652
2	1	1:52.485	23.718	35.468	53.299	223.6	4:12.256	2	1	1:54.488	23.810	36.524	54.154	230.3	6:09.140
3	1	1:52.473	23.634	35.601	53.238	229.8	6:04.729	3	1	1:55.802	24.911	36.543	54.348	234.8	8:04.942
4	1	1:52.410	23.842	35.283	53.285	237.9	7:57.139	4	1	1:55.088	24.039	36.446	54.603	225.0	10:00.030
5	1	1:58.860 B	23.684	35.496	59.680	232.3	9:55.999	5	1	1:55.725	24.257	36.428	55.040	222.7	11:55.755
6	1	6:10.257	4:41.903	35.270	53.084	135.7	16:06.256	6	1	1:55.454	24.233	36.359	54.862	219.1	13:51.209
7	1	1:52.904	23.613	35.749	53.542	233.8	17:59.160	7	1	2:02.359 B	24.133	36.325	1:01.901	224.5	15:53.568
8	1	1:52.468	23.536	35.266	53.666	238.9	19:51.628	8	1	3:10.052	1:34.084	41.630	54.338	137.1	19:03.620
9	1	1:59.724 B	23.753	36.243	59.728	238.9	21:51.352	9	1	1:54.883	24.064	36.748	54.071	234.8	20:58.503
10	1	4:03.549	2:28.731	37.191	57.627	126.2	25:54.901	10	1	1:55.833	23.909	37.004	54.920	238.9	22:54.336
11	1	1:51.983	23.846	35.166	52.971	218.6	27:46.884	11	1	1:54.424	23.806	36.177	54.441	234.3	24:48.760
12	1	1:49.951	23.312	34.698	51.941	243.2	29:36.835	12	1	1:55.282	23.960	36.442	54.880	232.8	26:44.042
13	1	1:50.043	23.221	34.849	51.973	242.7	31:26.878	13	1	2:10.077 B	24.009	44.355	1:01.713	232.3	28:54.119
14	1	1:49.272	23.161	34.594	51.517	246.0	33:16.150	14	2	3:56.294	2:18.102	40.493	57.699	98.5	32:50.413
15	1	1:51.402	25.319	34.616	51.467	251.7	35:07.552	15	2	1:54.153	23.953	36.417	53.783	209.7	34:44.566
16	1	1:54.976 B	23.208	34.897	56.871	240.5	37:02.528	16	2	1:53.029	24.212	35.713	53.104	196.7	36:37.595
17	2	6:02.084	4:32.986	36.425	52.673	138.6	43:04.612	17	2	1:52.761	23.708	35.816	53.237	216.4	38:30.356
18	2	1:50.536	23.404	34.918	52.214	214.3	44:55.148	18	2	1:52.092	23.603	35.537	52.952	220.9	40:22.448
19	2	1:49.860	23.333	34.778	51.749	224.1	46:45.008	19	2	1:52.157	23.699	35.424	53.034	230.3	42:14.605
20	2	1:50.000	23.345	34.797	51.858	234.3	48:35.008	20	2	1:51.910	23.565	35.389	52.956	228.8	44:06.515
21	2	1:49.176	23.026	34.369	51.781	244.3	50:24.184	21	2	1:51.849	23.446	35.348	53.055	235.3	45:58.364
22	2	1:49.236	23.074	34.371	51.791	238.9	52:13.420	22	2	1:59.239 B	23.523	35.544	1:00.172	234.3	47:57.603
23	2	1:56.457 B	23.140	34.605	58.712	240.5	54:09.877	23	1	3:34.890	1:45.144	35.689	1:14.057	138.3	51:32.493
24	2	3:22.597	1:54.867	35.606	52.124	139.4	57:32.474	24	1	1:54.358	23.764	36.301	54.293	235.8	53:26.851
25	2	1:49.410	23.156	34.513	51.741	240.0	59:21.884	25	1	2:00.058	30.073	36.093	53.892	244.9	55:26.909
26	2	1:56.682 B	23.704	34.563	58.415	249.4	1:01:18.566	26	1	1:53.322	23.790	36.115	53.417	229.3	57:20.231
<b>97</b> Aston Martin Racing 1. Darren TURNER 2. Jonathan ADAM Aston Martin VANTAGE LMGTE Pro								27 1 1:53.099 23.737 35.844 53.518 232.8 59:13.330 28 1 1:52.575 23.667 35.541 53.367 229.3 1:01:05.905							
1	2	3:00.619	1:33.320	35.320	51.979	142.7	3:00.619								
2	2	1:50.505	23.180	34.978	52.347	241.1	4:51.124								
3	2	1:51.475	23.274	35.428	52.773	230.3	6:42.599								
4	2	1:51.873	23.451	35.416	53.006	219.5	8:34.472								
5	2	1:57.249 B	23.331	35.433	58.485	234.8	10:31.721								
6	2	3:26.032	1:58.118	35.204	52.710	137.1	13:57.753								
7	2	1:50.745	23.163	35.135	52.447	234.8	15:48.498								
8	2	1:50.857	23.142	35.130	52.585	241.1	17:39.355								
9	2	1:51.946	23.092	35.139	53.715	233.8	19:31.301								
10	2	1:56.901 B	23.483	35.023	58.395	216.9	21:28.202								
11	2	3:38.328	2:10.474	35.618	52.236	137.8	25:06.530								