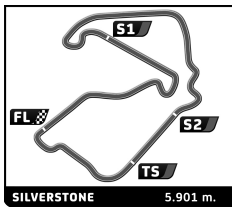


FIA WEC
6 Hours of Silverstone
Free Practice 1
Sector Analysis

■ Personal Best ■ Session Best B Crossing the finish line in pit lane

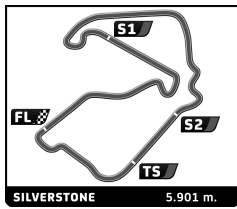
Lap	D	Time	Sector 1	Sector 2	Sector 3	T. Spd	Elapsed	Lap	D	Time	Sector 1	Sector 2	Sector 3	T. Spd	Elapsed
1	Porsche LMP Team 1.Neel JANI 3.Nick TANDY Porsche 919 Hybrid 2.André LOTTERER LMP1 - H							13	3	1:42.727	31.813	42.546	28.368	276.9	33:47.225
1	3	1:57.377	38.399	45.857	33.121	272.7	1:57.377	14	3	1:41.796	31.545	42.677	27.574	278.4	35:29.021
2	3	1:44.520	31.879	43.413	29.228	276.2	3:41.897	15	3	1:42.644 B	31.057	42.365	29.222	279.1	37:11.665
3	3	1:41.930	31.779	42.427	27.724	279.1	5:23.827	16	2	10:33.771	9:19.963	45.222	28.586	275.5	47:45.436
4	3	1:42.013	31.374	42.333	28.306	276.9	7:05.840	17	2	1:49.683	35.646	44.902	29.135	274.1	49:35.119
5	3	1:42.571	32.307	42.566	27.698	278.4	8:48.411	18	2	1:45.159	31.874	45.032	28.253	278.4	51:20.278
6	3	1:43.671	31.495	43.934	28.242	274.8	10:32.082	19	2	1:44.106	31.447	43.385	29.274	281.2	53:04.384
7	3	1:44.868	32.323	44.047	28.498	275.5	12:16.950	20	2	1:42.471	31.771	42.730	27.970	278.4	54:46.855
8	3	1:43.733 B	31.741	42.563	29.429	284.2	14:00.683	21	2	1:41.423	31.273	42.568	27.582	279.1	56:28.278
9	3	10:03.831	8:48.988	43.290	31.553	278.4	24:04.514	22	2	1:45.185 B	31.079	43.509	30.597	280.5	58:13.463
10	3	1:42.696	31.437	43.148	28.111	278.4	25:47.210	23	1	11:05.323	9:50.413	45.599	29.311	278.4	1:09:18.786
11	3	1:42.387	31.604	42.945	27.838	279.1	27:29.597	24	1	1:44.171	32.007	43.871	28.293	281.2	1:11:02.957
12	3	1:43.240	33.063	42.504	27.673	279.8	29:12.837	25	1	1:43.173	32.268	43.083	27.822	281.2	1:12:46.130
13	3	1:41.335	31.502	42.226	27.607	280.5	30:54.172	26	1	1:42.261	31.268	42.683	28.310	282.0	1:14:28.391
14	3	1:43.682	31.323	44.258	28.101	278.4	32:37.854	27	1	1:41.925	31.615	42.698	27.612	280.5	1:16:10.316
15	3	1:42.673 B	31.128	42.256	29.289	280.5	34:20.527	28	1	1:42.465	31.440	42.613	28.412	282.7	1:17:52.781
16	2	6:53.923	5:39.607	45.491	28.825	276.2	41:14.450	29	1	1:45.841 B	31.969	42.974	30.898	284.2	1:19:38.622
17	2	1:45.978	31.731	45.991	28.256	277.6	43:00.428	30	1	2:38.691	1:26.351	43.071	29.269	277.6	1:22:17.313
18	2	1:43.317	31.413	43.919	27.985	278.4	44:43.745	31	1	1:43.967	31.975	43.523	28.469	278.4	1:24:01.280
19	2	1:42.063	31.325	42.965	27.773	280.5	46:25.808	32	1	1:44.173	31.706	44.504	27.963	278.4	1:25:45.453
20	2	1:42.682	31.341	43.347	27.994	280.5	48:08.490	33	1	1:45.195	32.156	44.483	28.556	279.1	1:27:30.648
21	2	1:41.741	31.368	42.616	27.757	280.5	49:50.231	34	1	1:43.173	31.992	43.309	27.872	284.2	1:29:13.821
22	2	1:45.658 B	31.413	42.741	31.504	283.5	51:35.889	35	1	1:42.382	31.667	42.889	27.826	282.0	1:30:56.203
23	1	7:06.422	5:45.901	45.501	35.020	201.9	58:42.311								
24	1	1:43.629	31.432	43.300	28.897	283.5	1:00:25.940								
25	1	2:36.633 B	32.129	56.924	1:07.580	79.5	1:03:02.573								
26	1	4:46.208	3:31.935	43.849	30.424	223.1	1:07:48.781								
27	1	1:43.133	30.962	43.440	28.731	282.7	1:09:31.914								
28	1	1:43.180	31.485	43.306	28.389	282.0	1:11:15.094								
29	1	1:45.757	31.938	44.241	29.578	282.7	1:13:00.851								
30	1	1:43.707 B	31.148	42.374	30.185	283.5	1:14:44.558								
31	1	2:40.956	1:26.693	44.027	30.236	279.1	1:17:25.514								
32	1	1:43.168	31.559	43.469	28.140	280.5	1:19:08.682								
33	1	1:42.823	31.596	43.169	28.058	282.0	1:20:51.505								
34	1	1:43.887	31.441	43.569	28.877	274.8	1:22:35.392								
35	1	1:42.684	31.626	43.094	27.964	280.5	1:24:18.076								
36	1	1:43.416	31.456	43.518	28.442	282.7	1:26:01.492								
37	1	1:44.666	33.310	43.227	28.129	278.4	1:27:46.158								
38	1	1:45.751	32.423	44.221	29.107	277.6	1:29:31.909								
39	1	1:43.179	31.820	43.308	28.051	277.6	1:31:15.088								
2	Porsche LMP Team 1.Timo BERNHARD 3.Brendon HARTLEY Porsche 919 Hybrid 2.Earl BAMBER LMP1 - H							1	1	2:49.263 B	1:10.018	1:01.286	37.959	248.3	2:49.263
1	3	2:02.566	47.325	45.145	30.096	272.0	2:02.566	2	1	10:08.820	8:41.190	54.396	33.234	274.1	12:58.083
2	3	1:42.335	32.304	42.258	27.773	276.9	3:44.901	3	1	1:58.883	37.207	50.006	31.670	278.4	14:56.966
3	3	1:41.609	31.511	42.213	27.885	276.9	5:26.510	4	1	1:54.961	35.475	48.525	30.961	278.4	16:51.927
4	3	1:40.885	31.098	42.107	27.680	278.4	7:07.395	5	1	1:54.144	35.123	47.343	31.678	279.1	18:46.071
5	3	1:41.908	31.469	42.574	27.865	279.8	8:49.303	6	1	1:54.278	35.557	47.262	31.459	281.2	20:40.349
6	3	1:44.172	31.681	44.301	28.190	272.7	10:33.475	7	1	1:50.595	34.209	46.390	29.996	280.5	22:30.944
7	3	1:44.078	31.528	44.163	28.387	275.5	12:17.553	8	1	1:48.983	33.600	45.670	29.713	280.5	24:19.927
8	3	1:45.947 B	31.623	43.022	31.302	260.2	14:03.500	9	1	1:59.321 B	35.609	50.393	33.319	277.6	26:19.248
9	3	12:53.419	...	43.447	27.906	276.9	26:56.919	10	1	9:24.292	8:03.109	50.184	30.999	276.2	35:43.540
10	3	1:43.336	31.140	43.874	28.322	274.8	28:40.255	11	1	1:52.716	35.383	47.048	30.285	279.1	37:36.256
11	3	1:41.761	31.272	42.713	27.776	275.5	30:22.016	12	1	1:48.594	33.262	45.704	29.628	275.5	39:24.850
12	3	1:42.482	31.223	43.602	27.657	276.2	32:04.498	13	1	1:52.228	35.322	46.852	30.054	279.8	41:17.078
								14	1	1:48.444	33.011	45.643	29.790	279.8	43:05.522
								15	1	1:51.133 B	33.061	45.094	32.978	282.7	44:56.655
								16	3	8:43.350	7:22.270	49.537	31.543	279.8	53:40.005
								17	3	1:51.013	34.149	46.816	30.048	282.0	55:31.018
								18	3	1:49.508	33.265	46.444	29.799	282.0	57:20.526
								19	3	1:49.248	33.074	46.348	29.826	282.7	59:09.774
								20	3	1:48.224	32.726	45.780	29.718	284.2	1:00:57.998
								21	3	3:30.815 B	32.828	1:46.597	1:11.390	74.6	1:04:28.813
								22	3	10:46.742	9:27.813	48.061	30.868	280.5	1:15:15.555
								23	3	1:52.945	35.152	46.955	30.838	281.2	1:17:08.500
								24	3	1:49.736	33.352	46.568	29.816	285.0	1:18:58.236
								25	3	1:49.042	33.147	46.004	29.891	283.5	1:20:47.278
								26	3	1:50.074	33.131	45.986	30.957	273.4	1:22:37.352
								27	3	1:49.340	33.036	46.182	30.122	285.0	1:24:26.692
								28	3	1:50.939	34.094	46.963	29.882	284.2	1:26:17.631
								29	3	1:49.354	32.986	46.399	29.969	285.0	1:28:06.985
								30	3	1:51.882	34.812	46.701	30.369	284.2	1:29:58.867
								31	3	1:53.934 B	33.802	47.154	32.978	284.2	1:31:52.801



FIA WEC
6 Hours of Silverstone
Free Practice 1
Sector Analysis

■ Personal Best ■ Session Best B Crossing the finish line in pit lane

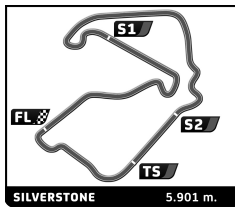
Lap	D	Time	Sector 1	Sector 2	Sector 3	T. Spd	Elapsed	Lap	D	Time	Sector 1	Sector 2	Sector 3	T. Spd	Elapsed
7 Toyota Gazoo Racing Toyota TS050 - Hybrid								1.Mike CONWAY 3.Jose Maria LOPEZ LMP1 - H 2.Kamui KOBAYASHI							
1	1	2:04.556	51.494	44.491	28.571	265.4	2:04.556	19	2	1:44.856	32.683	43.423	28.750	272.7	52:38.826
2	1	1:41.353	31.382	42.177	27.794	272.0	3:45.909	20	2	1:43.428	31.340	43.506	28.582	273.4	54:22.254
3	1	1:40.960	31.063	41.955	27.942	266.7	5:26.869	21	2	1:43.726	32.295	43.092	28.339	274.1	56:05.980
4	1	1:41.802	30.880	42.312	28.610	264.7	7:08.671	22	2	1:42.778	31.064	43.546	28.168	274.1	57:48.758
5	1	1:42.000	31.379	42.877	27.744	268.0	8:50.671	23	2	1:43.669	31.249	43.963	28.457	274.8	59:32.427
6	1	1:43.669	31.141	44.027	28.501	274.8	10:34.340	24	2	1:46.919 B	31.011	43.312	32.596	276.9	1:01:19.346
7	1	1:43.924 B	31.192	43.196	29.536	282.0	12:18.264	25	2	6:17.564	5:05.625	43.417	28.522	270.0	1:07:36.910
8	1	9:47.069	8:36.838	42.315	27.916	271.4	22:05.333	26	2	1:46.134	31.551	45.951	28.632	274.1	1:09:23.044
9	1	1:41.233	31.421	42.098	27.714	270.0	23:46.566	27	2	1:42.037	30.955	42.900	28.182	273.4	1:11:05.081
10	1	1:45.254	31.897	45.276	28.081	270.7	25:31.820	28	2	1:41.872	31.010	42.801	28.061	274.1	1:12:46.953
11	1	1:42.541	32.011	42.686	27.844	272.7	27:14.361	29	2	1:45.578 B	30.708	43.216	31.654	266.7	1:14:32.531
12	1	1:41.003	31.170	42.233	27.600	274.8	28:55.364	30	3	3:00.297	1:45.128	45.126	30.043	267.3	1:17:32.828
13	1	1:45.324 B	31.131	44.081	30.112	276.2	30:40.688	31	3	1:44.578	31.875	43.936	28.767	270.0	1:19:17.406
14	2	9:25.628	8:13.760	43.309	28.559	268.7	40:06.316	32	3	1:42.920	31.256	43.625	28.039	272.0	1:21:00.326
15	2	1:43.754	32.475	43.173	28.106	270.7	41:50.070	33	3	1:44.134	31.089	44.481	28.564	269.3	1:22:44.460
16	2	1:42.206	31.915	42.136	28.155	269.3	43:32.276	34	3	1:42.361	31.006	42.247	29.108	274.1	1:24:26.821
17	2	1:44.085	32.062	43.181	28.842	270.7	45:16.361	35	3	1:45.358 B	32.238	42.954	30.166	275.5	1:26:12.179
18	2	1:42.479	31.504	42.030	28.945	273.4	46:58.840	36	3	4:18.485	3:04.838	44.592	29.055	269.3	1:30:30.664
19	2	1:43.918	32.938	42.765	28.215	270.7	48:42.758								
20	2	1:41.324 B	30.851	41.511	28.962	280.5	50:24.082								
21	3	17:58.014	...	47.261	28.907	267.3	1:08:22.096								
22	3	1:43.517	31.859	43.541	28.117	272.0	1:10:05.613								
23	3	1:42.351	31.455	42.805	28.091	272.0	1:11:47.964								
24	3	1:41.946	31.124	42.560	28.262	270.7	1:13:29.910								
25	3	1:44.203	32.368	43.279	28.556	275.5	1:15:14.113								
26	3	1:41.849	31.129	42.516	28.204	271.4	1:16:55.962								
27	3	1:41.635	31.051	42.481	28.103	271.4	1:18:37.597								
28	3	1:42.330	31.079	42.899	28.352	271.4	1:20:19.927								
29	3	1:43.736	31.220	43.944	28.572	271.4	1:22:03.663								
30	3	1:45.077	32.191	44.917	27.969	272.0	1:23:48.740								
31	3	1:44.186	31.908	43.408	28.870	272.0	1:25:32.926								
32	3	1:44.163	32.404	43.513	28.246	270.7	1:27:17.089								
33	3	1:44.285 B	31.998	42.234	30.053	272.7	1:29:01.374								
8 Toyota Gazoo Racing Toyota TS050 - Hybrid								1.Sébastien BUEMI 3.Kazuki NAKAJIMA LMP1 - H 2.Anthony DAVIDSON							
1	1	2:06.916	52.237	44.664	30.015	271.4	2:06.916								
2	1	1:40.376	30.594	41.805	27.977	276.2	3:47.292								
3	1	1:40.104	30.753	41.581	27.770	277.6	5:27.396								
4	1	1:44.433	30.775	43.058	30.600	248.3	7:11.829								
5	1	1:43.237 B	30.628	42.863	29.746	276.2	8:55.066								
6	1	14:42.842	...	43.592	28.151	272.0	23:37.908								
7	1	1:43.786	32.573	42.873	28.340	276.2	25:21.694								
8	1	1:41.847	31.310	41.866	28.671	279.1	27:03.541								
9	1	1:42.483	31.228	42.606	28.649	280.5	28:46.024								
10	1	1:44.548 B	31.553	43.288	29.707	283.5	30:30.572								
11	1	7:13.244	6:00.879	44.148	28.217	276.2	37:43.816								
12	1	1:42.267	31.147	43.034	28.086	276.9	39:26.083								
13	1	1:41.656	31.755	42.072	27.829	277.6	41:07.739								
14	1	1:43.502	31.491	44.066	27.945	278.4	42:51.241								
15	1	1:41.405	31.517	42.068	27.820	279.1	44:32.646								
16	1	1:40.901	31.059	42.025	27.817	279.1	46:13.547								
17	1	1:45.565 B	31.541	43.623	30.401	281.2	47:59.112								
18	2	2:54.858	1:41.510	44.576	28.772	274.1	50:53.970								
13 Vaillante Rebellion Oreca 07 - Gibson								1.Mathias BECHE 3.Nelson PIQUET JR LMP2 2.David HEINEMEIER HANS:							
1	1	2:33.330	1:09.672	51.543	32.115	263.4	2:33.330								
2	1	1:50.531	34.116	46.239	30.176	269.3	4:23.861								
3	1	1:45.913	32.330	44.420	29.163	270.0	6:09.774								
4	1	1:51.476 B	32.982	45.980	32.514	266.0	8:01.250								
5	1	12:06.300	...	1:20.123	31.043	267.3	20:07.550								
6	1	1:47.902	33.134	45.253	29.515	270.0	21:55.452								
7	1	1:49.131	33.023	45.884	30.224	271.4	23:44.583								
8	1	1:53.384	33.760	48.938	30.686	270.0	25:37.967								
9	1	1:50.819 B	33.563	45.134	32.122	270.0	27:28.786								
10	2	9:16.641	7:56.762	48.726	31.153	266.7	36:45.427								
11	2	1:53.293	35.086	47.515	30.692	262.1	38:38.720								
12	2	1:50.872	33.885	46.737	30.250	268.0	40:29.592								
13	2	1:51.080	33.887	46.670	30.523	267.3	42:20.672								
14	2	1:52.018	34.305	46.393	31.320	250.6	44:12.690								
15	2	1:51.609	33.838	47.290	30.481	264.7	46:04.299								
16	2	1:53.600 B	34.060	46.449	33.091	267.3	47:57.899								
17	2	12:22.755	...	47.557	30.335	269.3	1:00:20.654								
18	2	2:45.992	33.667	59.599	1:12.726	79.5	1:03:06.646								
19	2	2:35.040	1:16.902	47.920	30.218	270.0	1:05:41.686								
20	2	1:50.016	33.458	46.374	30.184	267.3	1:07:31.702								
21	2	1:53.373	33.522	48.933	30.918	268.7	1:09:25.075								
22	2	1:49.436	33.499	45.480	30.457	271.4	1:11:14.511								
23	2	1:50.592	33.582	46.873	30.137	269.3	1:13:05.103								
24	2	1:49.798	33.561	46.311	29.926	271.4	1:14:54.901								
25	2	1:49.455	33.437	46.040	29.978	268.7	1:16:44.356								
26	2	1:50.891 B	33.439	45.855	31.597	269.3	1:18:35.247								
27	3	3:58.073	2:38.724	48.432	30.917	268.7	1:22:33.320								
28	3	1:54.291	35.090	47.442	31.759	268.7	1:24:27.611								
29	3	1:52.405	34.358	47.578	30.469	268.0	1:26:20.016								
30	3	1:51.164	34.106	46.714	30.344	270.7	1:28:11.180								
31	3	1:51.558	34.404	47.108	30.046	268.0	1:30:02.738								
24 CEFC Manor TRS Racing Oreca 07 - Gibson								1.Tor GRAVES 3.Jean-Eric VERGNE LMP2 2.Jonathan HIRSCHI							
1	2	3:05.776	1:41.581	52.907	31.288	248.3	3:05.776								
2	2	1:50.408	33.272	46.994	30.142	271.4	4:56.184								



FIA WEC
6 Hours of Silverstone
Free Practice 1
Sector Analysis

Personal Best Session Best B Crossing the finish line in pit lane

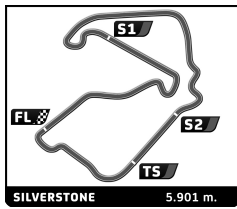
Lap	D	Time	Sector 1	Sector 2	Sector 3	T. Spd	Elapsed	Lap	D	Time	Sector 1	Sector 2	Sector 3	T. Spd	Elapsed
3	2	1:48.131	32.799	45.595	29.737	274.8	6:44.315	19	3	20:07.261 B	...	56.754	41.269	175.9	1:09:46.769
4	2	1:49.439	33.880	46.239	29.820	274.8	8:33.754	26 G-Drive Racing Orega 07 - Gibson							
5	2	1:50.024	33.668	45.476	30.880	250.0	10:23.778	1.Roman RUSINOV							
6	2	1:48.599	33.351	45.142	30.106	274.8	12:12.377	2.Pierre THIRIET							
7	2	1:50.224 B	33.277	45.612	31.335	274.8	14:02.601	1	1	3:08.275	1:46.235	48.925	33.115	267.3	3:08.275
8	2	4:49.932	3:32.644	47.099	30.189	274.1	18:52.533	2	1	1:48.445	33.347	44.784	30.314	276.2	4:56.720
9	2	1:49.640	32.855	46.864	29.921	271.4	20:42.173	3	1	1:49.167	32.911	45.198	31.058	275.5	6:45.887
10	2	1:52.005	34.237	45.425	32.343	273.4	22:34.178	4	1	1:49.355	32.939	46.184	30.232	272.0	8:35.242
11	2	1:47.578	32.949	45.031	29.598	276.2	24:21.756	5	1	1:47.310	33.031	44.970	29.309	273.4	10:22.552
12	2	2:03.113	46.883	46.210	30.020	274.1	26:24.869	6	1	1:47.000	33.435	44.254	29.311	273.4	12:09.552
13	2	1:48.026	33.223	45.186	29.617	275.5	28:12.895	7	1	1:46.689	32.668	44.495	29.526	271.4	13:56.241
14	2	1:54.919 B	35.229	47.979	31.711	272.0	30:07.814	8	1	1:48.112	33.504	45.108	29.500	269.3	15:44.353
15	3	11:52.380	...	48.558	32.167	271.4	42:00.194	9	1	1:46.942	33.063	44.578	29.301	272.0	17:31.295
16	3	1:49.831	33.825	46.196	29.810	274.8	43:50.025	10	1	1:48.250 B	33.105	44.712	30.433	272.7	19:19.545
17	3	1:47.530	33.079	44.944	29.507	276.2	45:37.555	11	2	7:33.273	6:13.958	48.384	30.931	269.3	26:52.818
18	3	1:50.665	33.704	45.589	31.372	271.4	47:28.220	12	2	1:53.119	34.385	46.962	31.772	270.7	28:45.937
19	3	1:49.500	34.220	45.438	29.842	274.8	49:17.720	13	2	1:50.591	33.902	46.542	30.147	271.4	30:36.528
20	3	1:52.740 B	33.432	45.514	33.794	274.8	51:10.460	14	2	1:49.655	33.656	46.113	29.886	270.7	32:26.183
21	3	2:39.193	1:22.656	46.149	30.388	273.4	53:49.653	15	2	1:50.564	33.513	47.154	29.897	272.0	34:16.747
22	3	1:49.889	33.727	46.074	30.088	274.8	55:39.542	16	2	1:49.268	34.380	45.214	29.674	271.4	36:06.015
23	3	1:49.949	34.161	45.761	30.027	275.5	57:29.491	17	2	1:48.905	33.779	45.346	29.780	273.4	37:54.920
24	3	1:49.112	33.634	45.545	29.933	276.9	59:18.603	18	2	1:48.730	33.636	45.469	29.625	270.7	39:43.650
25	3	1:49.372	33.799	45.634	29.939	275.5	1:01:07.975	19	2	1:47.434	33.024	45.010	29.400	272.0	41:31.084
26	3	3:34.519	47.972	1:53.252	53.295	79.3	1:04:42.494	20	2	1:50.904 B	33.361	45.564	31.979	271.4	43:21.988
27	3	1:50.335	33.769	46.475	30.091	274.1	1:06:32.829	21	3	4:16.817	2:57.551	48.234	31.032	268.7	47:38.805
28	3	1:54.672 B	34.232	47.688	32.752	273.4	1:08:27.501	22	3	1:49.454	33.797	45.823	29.834	270.0	49:28.259
29	1	4:44.837	3:16.327	54.590	33.920	270.7	1:13:12.338	23	3	1:47.655	33.304	44.742	29.609	271.4	51:15.914
30	1	1:57.960	36.340	49.914	31.706	273.4	1:15:10.298	24	3	1:50.612	33.326	47.064	30.222	272.7	53:06.526
31	1	1:55.211	34.976	48.868	31.367	272.0	1:17:05.509	25	3	1:48.245	33.698	45.012	29.535	271.4	54:54.771
32	1	1:54.127	34.762	47.920	31.445	274.8	1:18:59.636	26	3	1:47.647	33.248	44.798	29.601	272.0	56:42.418
33	1	1:53.529	34.385	47.997	31.147	275.5	1:20:53.165	27	3	1:51.402 B	33.258	46.616	31.528	272.0	58:33.820
34	1	1:54.190	35.114	47.635	31.441	273.4	1:22:47.355	28	3	8:32.748	7:16.975	45.882	29.891	270.0	1:07:06.568
35	1	1:52.926	34.485	47.461	30.980	274.1	1:24:40.281	29	3	1:48.295	33.407	45.053	29.835	271.4	1:08:54.863
36	1	1:53.193	34.802	47.696	30.695	274.8	1:26:33.474	30	3	1:48.025	33.430	44.989	29.606	272.0	1:10:42.888
37	1	1:55.799	35.407	48.865	31.527	274.8	1:28:29.273	31	3	1:48.674	33.904	45.024	29.746	271.4	1:12:31.562
38	1	1:54.074	34.779	48.225	31.070	272.7	1:30:23.347	32	3	1:47.678	33.445	44.702	29.531	272.7	1:14:19.240
25 CEFC Manor TRS Racing Orega 07 - Gibson								28 TDS Racing Orega 07 - Gibson							
1.Roberto GONZALEZ								1.François PERRODO							
2.Simon TRUMMER								2.Matthieu VAXIVIERE							
1	2	3:44.835 B	2:07.687	58.419	38.729	251.2	3:44.835	1	2	5:11.058	3:46.890	51.976	32.192	227.4	5:11.058
2	2	6:55.966	5:26.466	52.973	36.527	227.4	10:40.801	2	2	1:46.609	32.599	44.579	29.431	270.0	6:57.667
3	2	1:55.561	35.857	48.345	31.359	257.1	12:36.362	3	2	1:46.138	32.566	44.152	29.420	272.0	8:43.805
4	2	1:49.249	33.641	45.756	29.852	266.7	14:25.611	4	2	1:55.610	35.232	47.890	32.488	272.7	10:39.415
5	2	1:55.119	36.196	47.704	31.219	266.0	16:20.730	5	2	1:52.537 B	33.816	46.037	32.684	270.0	12:31.952
6	2	1:55.663 B	33.528	47.734	34.401	262.1	18:16.393	6	1	6:23.172	4:58.745	50.529	33.898	265.4	18:55.124
7	2	7:13.545	5:52.125	49.971	31.449	264.1	25:29.938	7	1	1:55.484	34.171	49.655	31.658	267.3	20:50.608
8	2	1:50.518	34.333	45.967	30.218	267.3	27:20.456	8	1	1:53.179	34.592	47.389	31.198	268.7	22:43.787
9	2	1:49.427	33.738	45.634	30.055	269.3	29:09.883	9	1	1:54.291	34.944	48.019	31.328	269.3	24:38.078
10	2	1:50.721	34.516	45.993	30.212	264.7	31:00.604	10	1	1:51.680	34.032	46.962	30.686	270.0	26:29.758
11	2	1:50.028	34.009	45.865	30.154	269.3	32:50.632								
12	2	1:54.099 B	33.998	47.772	32.329	263.4	34:44.731								
13	3	5:23.745	4:02.840	48.265	32.640	263.4	40:08.476								
14	3	1:52.028	34.115	46.916	30.997	265.4	42:00.504								
15	3	1:55.203	34.374	49.203	31.626	264.1	43:55.707								
16	3	1:50.690	34.114	46.437	30.139	264.1	45:46.397								
17	3	1:55.706	34.850	47.442	33.414	267.3	47:42.103								
18	3	1:57.405 B	34.916	49.185	33.304	264.1	49:39.508								



FIA WEC
6 Hours of Silverstone
Free Practice 1
Sector Analysis

Personal Best Session Best B Crossing the finish line in pit lane

Lap	D	Time	Sector 1	Sector 2	Sector 3	T. Spd	Elapsed	Lap	D	Time	Sector 1	Sector 2	Sector 3	T. Spd	Elapsed
11	1	1:51.316	34.266	46.430	30.620	270.0	28:21.074	27	3	1:52.651	34.755	47.393	30.503	268.7	1:10:19.001
12	1	1:51.199	33.828	46.262	31.109	272.7	30:12.273	28	3	1:52.887	34.543	47.286	31.058	268.7	1:12:11.888
13	1	1:57.264	36.593	49.734	30.937	269.3	32:09.537	29	3	1:51.741	34.088	47.095	30.558	270.0	1:14:03.629
14	1	1:52.283	33.735	46.640	31.908	271.4	34:01.820	30	3	1:56.051	35.799	48.437	31.815	270.0	1:15:59.680
15	1	1:52.523 B	33.520	46.221	32.782	268.7	35:54.343	31	3	1:52.909	34.243	48.042	30.624	269.3	1:17:52.589
16	3	3:36.495	2:17.326	48.547	30.622	269.3	39:30.838	32	3	1:53.727	35.265	46.927	31.535	268.7	1:19:46.316
17	3	1:51.831	34.199	47.290	30.342	265.4	41:22.669	33	3	1:54.403	34.737	48.843	30.823	266.7	1:21:40.719
18	3	1:50.459	33.547	46.890	30.022	268.0	43:13.128	34	3	1:53.481	34.556	48.227	30.698	269.3	1:23:34.200
19	3	1:53.829	35.973	47.771	30.085	271.4	45:06.957	35	3	1:52.901	34.194	47.922	30.785	268.0	1:25:27.101
20	3	1:50.912	33.589	46.675	30.648	268.7	46:57.869	36	3	1:52.689	34.132	47.509	31.048	269.3	1:27:19.790
21	3	1:51.115	35.323	45.849	29.943	272.0	48:48.984	37	3	1:52.483	34.606	47.298	30.579	268.7	1:29:12.273
22	3	1:52.421 B	34.329	45.078	33.014	266.7	50:41.405	38	3	1:51.807	34.295	47.238	30.274	269.3	1:31:04.080
23	3	9:56.360	8:38.328	47.176	30.856	267.3	1:00:37.765	36 Signatech Alpine Matmut Alpine A470 - Gibson							
24	3	3:21.490	33.966	1:36.548	1:10.976	81.3	1:03:59.255	1.Nicolas LAPIERRE 3.Matthew RAO LMP2							
25	3	2:05.244	48.019	46.649	30.576	265.4	1:06:04.499	2.Gustavo MENEZES							
26	3	1:50.007	33.352	46.056	30.599	262.8	1:07:54.506	1	2	2:17.941 B	52.905	51.950	33.086	264.1	2:17.941
27	3	1:48.645	33.438	45.414	29.793	270.0	1:09:43.151	2	2	6:00.824	4:42.345	48.124	30.355	269.3	8:18.765
28	3	1:49.541	33.500	45.999	30.042	269.3	1:11:32.692	3	2	1:47.909	33.328	45.076	29.505	272.7	10:06.674
29	3	1:50.831	34.754	46.022	30.055	268.0	1:13:23.523	4	2	1:46.826	32.908	44.441	29.477	272.0	11:53.500
30	3	1:54.772 B	34.400	47.235	33.137	266.0	1:15:18.295	5	2	1:49.774	32.922	47.448	29.404	272.0	13:43.274
31	1	3:12.985	1:54.453	47.120	31.412	266.7	1:18:31.280	6	2	1:48.343	33.062	45.888	29.393	272.0	15:31.617
32	1	1:53.789	34.617	47.744	31.428	266.0	1:20:25.069	7	2	1:47.162	32.779	44.829	29.554	272.7	17:18.779
33	1	1:52.055	33.971	46.684	31.400	268.7	1:22:17.124	8	2	1:47.980	33.193	45.370	29.417	274.8	19:06.759
34	1	1:52.621	34.595	46.841	31.185	268.0	1:24:09.745	9	2	1:49.079 B	32.790	45.176	31.113	272.7	20:55.838
35	1	1:54.588	36.131	47.062	31.395	270.7	1:26:04.333	10	1	6:07.594	4:49.733	47.799	30.062	272.0	27:03.432
36	1	1:51.925	34.097	47.015	30.813	269.3	1:27:56.258	11	1	1:48.967	33.709	45.503	29.755	271.4	28:52.399
37	1	1:51.593	33.752	47.060	30.781	268.7	1:29:47.851	12	1	4:15.071 B	1:12.167	1:53.351	1:09.553	80.1	33:07.470
38	1	1:59.143	34.502	48.560	36.081	242.7	1:31:46.994	13	1	32:01.519	...	1:30.318	31.396	263.4	1:05:08.989
31 Vaillante Rebellion Oreca 07 - Gibson								36 Signatech Alpine Matmut Alpine A470 - Gibson							
1.Julien CANAL 3.Bruno SENNA LMP2								1.Nicolas LAPIERRE 3.Matthew RAO LMP2							
2.Nicolas PROST								2.Gustavo MENEZES							
1	2	3:10.976	1:48.125	49.277	33.574	267.3	3:10.976	1	2	2:17.941 B	52.905	51.950	33.086	264.1	2:17.941
2	2	1:49.917	33.786	46.119	30.012	270.7	5:00.893	2	2	6:00.824	4:42.345	48.124	30.355	269.3	8:18.765
3	2	1:49.725	34.016	45.742	29.967	271.4	6:50.618	3	2	1:47.909	33.328	45.076	29.505	272.7	10:06.674
4	2	1:49.276	33.179	46.020	30.077	269.3	8:39.894	4	2	1:46.826	32.908	44.441	29.477	272.0	11:53.500
5	2	1:54.063 B	34.810	46.228	33.025	270.0	10:33.957	5	2	1:49.774	32.922	47.448	29.404	272.0	13:43.274
6	2	15:24.339	...	46.173	30.446	268.7	25:58.296	6	2	1:48.343	33.062	45.888	29.393	272.0	15:31.617
7	2	1:52.848	33.957	48.815	30.076	266.0	27:51.144	7	2	1:47.162	32.779	44.829	29.554	272.7	17:18.779
8	2	1:50.172	33.090	47.120	29.962	267.3	29:41.316	8	2	1:47.980	33.193	45.370	29.417	274.8	19:06.759
9	2	1:49.278	33.357	46.183	29.738	270.7	31:30.594	9	2	1:49.079 B	32.790	45.176	31.113	272.7	20:55.838
10	2	1:48.425	33.223	45.489	29.713	270.0	33:19.019	10	1	6:07.594	4:49.733	47.799	30.062	272.0	27:03.432
11	2	1:47.960	33.124	45.239	29.597	270.7	35:06.979	11	1	1:48.967	33.709	45.503	29.755	271.4	28:52.399
12	2	1:49.437	33.273	46.298	29.866	272.0	36:56.416	12	1	4:15.071 B	1:12.167	1:53.351	1:09.553	80.1	33:07.470
13	2	1:52.346	35.459	46.497	30.390	268.7	38:48.762	13	1	32:01.519	...	1:30.318	31.396	263.4	1:05:08.989
14	2	1:52.626	36.002	45.804	30.820	270.0	40:41.388	14	1	1:50.145	33.306	46.777	30.062	270.0	1:06:59.134
15	2	1:53.828 B	34.446	46.709	32.673	268.0	42:35.216	15	1	1:48.612	33.139	45.531	29.942	267.3	1:08:47.746
16	1	4:05.448	2:45.912	48.385	31.151	267.3	46:40.664	16	1	1:51.331 B	32.922	45.087	33.322	274.8	1:10:39.077
17	1	1:51.774	34.068	47.160	30.546	270.0	48:32.438	17	3	3:51.263	2:29.143	49.688	32.432	271.4	1:14:30.340
18	1	1:52.847	34.498	47.447	30.902	268.7	50:25.285	18	3	1:52.510	34.214	47.492	30.804	270.0	1:16:22.850
19	1	1:52.195	34.034	47.649	30.512	268.0	52:17.480	19	3	1:54.867	33.927	47.896	33.044	272.0	1:18:17.717
20	1	1:52.505	34.093	47.755	30.657	269.3	54:09.985	20	3	1:52.999	34.014	47.795	31.190	270.0	1:20:10.716
21	1	1:52.523	34.400	47.453	30.670	268.0	56:02.508	21	3	1:52.815	34.054	47.522	31.239	272.0	1:22:03.531
22	1	1:53.522	34.161	48.194	31.167	268.0	57:56.030	22	3	1:55.012	34.361	50.024	30.627	272.0	1:23:58.543
23	1	1:51.598	34.117	46.761	30.720	268.7	59:47.628	23	3	1:52.736	34.037	47.927	30.772	266.7	1:25:51.279
24	1	1:58.503	34.062	47.853	36.588	270.7	1:01:46.131	24	3	1:52.242	34.198	47.311	30.733	273.4	1:27:43.521
25	1	3:27.683 B	1:16.928	1:37.650	33.105	260.2	1:05:13.814	25	3	1:53.352	33.862	48.776	30.714	271.4	1:29:36.873
26	3	3:12.536	1:51.023	49.683	31.830	257.1	1:08:26.350	26	3	1:53.533	36.024	47.157	30.352	274.1	1:31:30.406
31 Vaillante Rebellion Oreca 07 - Gibson								37 Jackie Chan DC Racing Oreca 07 - Gibson							
1.Julien CANAL 3.Bruno SENNA LMP2								1.David CHENG 3.Tristan GOMMENDY LMP2							
2.Nicolas PROST								2.Alex BRUNDLE							
1	2	2:38.132	1:09.596	54.317	34.219	267.3	2:38.132	1	2	2:38.132	1:09.596	54.317	34.219	267.3	2:38.132
2	2	2:02.822 B	36.488	51.189	35.145	267.3	4:40.954	2	2	2:02.822 B	36.488	51.189	35.145	267.3	4:40.954
3	2	11:54.725	...	51.005	34.037	270.0	16:35.679	3	2	11:54.725	...	51.005	34.037	270.0	16:35.679
4	2	1:54.740	35.839	48.877	30.024	271.4	18:30.419	4	2	1:54.740	35.839	48.877	30.024	271.4	18:30.419
5	2	1:47.914	32.898	45.701	29.315	274.8	20:18.333	5	2	1:47.914	32.898	45.701	29.315	274.8	20:18.333
6	2	1:46.505	32.457	44.762	29.286	275.5	22:04.838	6	2	1:46.505	32.457	44.762	29.286	275.5	22:04.838
7	2	1:47.470	32.641	45.037	29.792	276.2	23:52.308	7	2	1:47.470	32.641	45.037	29.792	276.2	23:52.308
8	2	1:49.211	33.607	45.791	29.813	274.8	25:41.519	8	2	1:49.211	33.607	45.791	29.813	274.8	25:41.519
9	2	1:47.755	32.980	45.251	29.524	276.2	27:29.274	9	2	1:47.755	32.980	45.251	29.524	276.2	27:29.274
10	2	1:47.780	33.279	44.838	29.663	274.8	29:17.054	10	2	1:47.780	33.279	44.838	29.663	274.8	29:17.054
11	2	1:46.916	32.855	44.712	29.349	274.1	31:03.970	11	2	1:46.916	32.855	44.712	29.349	274.1	31:03.970
12	2	1:50.766	32.886	44.516	33.364	276.9	32:54.736	12	2	1:50.766	32.886	44.516	33.364	276.9	32:54.736
13	2	1:51.495 B	32.878	46.525	32.092	271.4	34:46.231	13	2	1:51.495 B	32.878	46.525	32.092	271.4	34:46.231



FIA WEC
6 Hours of Silverstone
Free Practice 1
Sector Analysis

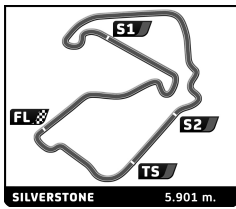
Personal Best Session Best B Crossing the finish line in pit lane

Lap	D	Time	Sector 1	Sector 2	Sector 3	T. Spd	Elapsed
14	3	9:32.873	8:15.056	47.458	30.359	268.7	44:19.104
15	3	1:51.494	33.631	46.143	31.720	272.7	46:10.598
16	3	1:49.641	34.089	45.693	29.859	272.7	48:00.239
17	3	1:48.351	33.326	45.360	29.665	272.0	49:48.590
18	3	1:47.931	33.329	45.244	29.358	272.7	51:36.521
19	3	1:49.966	34.703	45.561	29.702	272.7	53:26.487
20	3	1:48.231	33.225	45.257	29.749	270.7	55:14.718
21	3	1:47.540	33.181	45.034	29.325	274.8	57:02.258
22	3	1:47.481	33.172	44.955	29.354	272.7	58:49.739
23	3	1:48.532	33.027	44.777	30.728	275.5	1:00:38.271
24	3	3:19.765 B	33.921	1:37.716	1:08.128	80.3	1:03:58.036
25	1	6:30.587	5:02.649	54.327	33.611	268.0	1:10:28.623
26	1	2:01.453	37.405	51.468	32.580	269.3	1:12:30.076
27	1	1:57.014	35.804	49.821	31.389	271.4	1:14:27.090
28	1	1:54.569	34.953	48.507	31.109	271.4	1:16:21.659
29	1	1:56.909	34.465	48.344	34.100	271.4	1:18:18.568
30	1	1:54.779	34.800	48.235	31.744	273.4	1:20:13.347
31	1	1:55.298	34.687	48.987	31.624	272.7	1:22:08.645
32	1	1:55.787	34.994	49.187	31.606	269.3	1:24:04.432
33	1	1:55.501	35.294	48.373	31.834	273.4	1:25:59.933
34	1	1:54.478	35.101	47.956	31.421	274.1	1:27:54.411
35	1	1:52.714	34.266	47.533	30.915	274.1	1:29:47.125
36	1	1:55.890	34.858	48.787	32.245	268.7	1:31:43.015

Lap	D	Time	Sector 1	Sector 2	Sector 3	T. Spd	Elapsed
1	1	2:36.851 B	1:03.537	57.432	35.882	246.6	2:36.851
2	1	7:15.075	5:48.378	52.881	33.816	263.4	9:51.926
3	1	1:59.344	36.138	50.519	32.687	267.3	11:51.270
4	1	1:55.256	34.529	49.988	30.739	270.7	13:46.526
5	1	1:48.326	33.012	45.493	29.821	274.1	15:34.852
6	1	1:48.365	33.081	45.560	29.724	274.1	17:23.217
7	1	1:52.176 B	33.030	47.341	31.805	272.0	19:15.393
8	1	12:52.034	...	47.651	31.319	235.3	32:07.427
9	1	1:48.918	32.944	46.337	29.637	272.0	33:56.345
10	1	1:47.690	33.021	44.755	29.914	275.5	35:44.035
11	1	1:49.739	34.214	45.736	29.789	272.7	37:33.774
12	1	1:49.742 B	33.094	44.857	31.791	273.4	39:23.516
13	2	4:08.062	2:46.785	49.940	31.337	270.0	43:31.578
14	2	1:51.536	34.412	47.096	30.028	270.7	45:23.114
15	2	1:51.242	35.003	46.422	29.817	270.0	47:14.356
16	2	1:49.866	33.436	45.699	30.731	272.7	49:04.222
17	2	1:49.122	33.618	45.784	29.720	271.4	50:53.344
18	2	1:49.398	33.405	46.142	29.851	272.0	52:42.742
19	2	1:49.279	33.417	45.496	30.366	272.7	54:32.021
20	2	1:48.253	33.313	44.959	29.981	272.0	56:20.274
21	2	1:52.259 B	33.369	46.549	32.341	271.4	58:12.533
22	3	4:44.419	2:38.023	56.003	1:10.393	81.7	1:02:56.952
23	3	2:38.728	1:17.850	50.412	30.466	272.7	1:05:35.680
24	3	1:50.292	33.834	45.923	30.535	274.1	1:07:25.972
25	3	2:18.359 B	34.593	48.261	55.505	189.5	1:09:44.331
26	3	14:57.901	...	47.773	30.433	268.0	1:24:42.232
27	3	1:51.589	34.185	46.704	30.700	274.1	1:26:33.821
28	3	1:50.659	34.078	46.762	29.819	272.0	1:28:24.480
29	3	1:49.919	33.933	46.040	29.946	271.4	1:30:14.399

Lap	D	Time	Sector 1	Sector 2	Sector 3	T. Spd	Elapsed
1	2	11:52.745	...	54.482	34.296	230.8	11:52.745
2	2	2:01.583	37.532	50.984	33.067	232.8	13:54.328
3	2	2:02.110	37.734	51.102	33.274	232.8	15:56.438
4	2	2:01.204	36.985	50.991	33.228	232.8	17:57.642
5	2	2:01.690	37.023	51.512	33.155	231.8	19:59.332
6	2	2:05.288 B	37.269	52.624	35.395	231.3	22:04.620
7	2	4:39.269	3:14.730	51.392	33.147	233.3	26:43.889
8	2	2:03.722	37.423	51.145	35.154	233.3	28:47.611
9	2	2:01.978	37.385	51.247	33.346	233.3	30:49.589
10	2	2:07.527 B	37.250	52.943	37.334	215.6	32:57.116
11	2	4:48.735	3:24.034	51.477	33.224	232.3	37:45.851
12	2	2:01.222	36.989	50.972	33.261	231.8	39:47.073
13	2	2:01.319	37.112	50.927	33.280	231.3	41:48.392
14	2	2:01.205	36.981	51.128	33.096	232.3	43:49.597
15	2	2:02.785 B	37.017	51.231	34.537	232.8	45:52.382
16	1	6:38.310	5:12.505	52.478	33.327	233.3	52:30.692
17	1	2:01.197	36.881	51.277	33.039	237.9	54:31.889
18	1	2:02.119	37.360	51.628	33.131	237.9	56:34.008
19	1	2:00.814	36.773	51.117	32.924	238.4	58:34.822
20	1	2:00.347	36.624	50.982	32.741	238.9	1:00:35.169
21	1	3:23.570 B	36.742	1:38.930	1:07.898	80.1	1:03:58.739
22	1	9:26.207	8:00.484	50.990	34.733	238.4	1:13:24.946
23	1	2:02.676 B	36.602	50.525	35.549	239.5	1:15:27.622
24	2	4:14.382	2:49.005	51.172	34.205	239.5	1:19:42.004
25	2	2:00.905	36.856	50.895	33.154	236.8	1:21:42.909
26	2	2:00.181	36.577	50.793	32.811	238.4	1:23:43.090
27	2	2:01.010	36.949	51.065	32.996	235.3	1:25:44.100
28	2	2:00.540	36.749	50.861	32.930	237.4	1:27:44.640
29	2	2:00.840	37.031	50.844	32.965	236.8	1:29:45.480
30	2	2:01.955	36.904	51.337	33.714	237.9	1:31:47.435

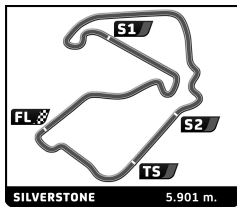
Lap	D	Time	Sector 1	Sector 2	Sector 3	T. Spd	Elapsed
1	1	4:13.578	2:36.562	59.841	37.175	232.8	4:13.578
2	1	2:13.050	39.920	57.315	35.815	236.8	6:26.628
3	1	2:13.286	40.562	55.438	37.286	236.8	8:39.914
4	1	2:10.813	39.367	56.431	35.015	234.8	10:50.727
5	1	2:08.420	38.758	54.664	34.998	236.3	12:59.147
6	1	2:08.285	38.570	54.623	35.092	230.8	15:07.432
7	1	2:06.866	38.622	53.835	34.409	238.4	17:14.298
8	1	2:06.764	38.394	53.600	34.770	238.4	19:21.062
9	1	2:07.681	38.473	54.083	35.125	237.9	21:28.743
10	1	2:06.658	38.531	53.744	34.383	237.9	23:35.401
11	1	2:11.624	39.431	56.494	35.699	235.3	25:47.025
12	1	2:14.799 B	39.898	55.731	39.170	229.3	28:01.824
13	3	4:39.030	3:08.264	55.720	35.046	230.3	32:40.854
14	3	2:08.504	38.607	54.293	35.604	230.3	34:49.358
15	3	2:05.914	38.318	53.120	34.476	230.8	36:55.272
16	3	2:06.157	38.732	53.083	34.342	230.3	39:01.429
17	3	2:05.170	38.084	52.725	34.361	230.3	41:06.599
18	3	2:05.370	38.373	53.066	33.931	230.3	43:11.969
19	3	2:08.223	38.595	53.793	35.835	231.3	45:20.192
20	3	2:07.101	39.297	53.284	34.520	230.3	47:27.293
21	3	2:02.310	37.248	51.567	33.495	238.9	49:29.603



FIA WEC
6 Hours of Silverstone
Free Practice 1
Sector Analysis

Personal Best Session Best B Crossing the finish line in pit lane

Lap	D	Time	Sector 1	Sector 2	Sector 3	T. Spd	Elapsed	Lap	D	Time	Sector 1	Sector 2	Sector 3	T. Spd	Elapsed	
22	3	2:04.379 B	36.987	52.001	35.391	231.3	51:33.982	66 Ford Chip Ganassi Team UK 1.Stefan MÜCKE 3.Billy JOHNSON 2.Olivier PLA Ford GT LMGTE Pro	1	3	2:46.827	1:18.137	53.972	34.718	245.5	2:46.827
23	2	8:07.080	6:37.131	55.167	34.782	230.8	59:41.062		2	3	2:04.821 B	37.207	52.131	35.483	245.5	4:51.648
24	2	2:15.365	37.969	53.193	44.203	231.3	1:01:56.427		3	3	8:33.745	7:08.824	51.895	33.026	244.3	13:25.393
25	2	3:20.656	1:18.409	1:27.724	34.523	232.3	1:05:17.083		4	3	2:00.734	36.772	51.275	32.687	244.3	15:26.127
26	2	2:05.285	38.141	53.005	34.139	234.3	1:07:22.368		5	3	1:59.550	36.520	50.532	32.498	246.6	17:25.677
27	2	2:05.877	37.916	54.005	33.956	235.8	1:09:28.245		6	3	2:00.277	36.680	50.883	32.714	245.5	19:25.954
28	2	2:03.376	37.730	52.052	33.594	235.8	1:11:31.621		7	3	2:02.663 B	36.825	51.720	34.118	246.6	21:28.617
29	2	2:03.597	37.941	51.980	33.676	235.8	1:13:35.218		8	3	4:09.066	2:44.821	51.557	32.688	246.6	25:37.683
30	2	2:02.971	37.427	51.969	33.575	234.8	1:15:38.189		9	3	1:59.492	36.511	50.550	32.431	247.1	27:37.175
31	2	2:03.449	37.752	52.066	33.631	234.3	1:17:41.638		10	3	2:00.280	36.796	51.025	32.459	247.1	29:37.455
32	2	2:06.048	37.782	53.484	34.782	234.3	1:19:47.686		11	3	2:01.516	37.134	51.655	32.727	246.6	31:38.971
33	2	2:04.343	37.776	52.375	34.192	234.3	1:21:52.029		12	3	2:02.032 B	36.714	51.371	33.947	246.6	33:41.003
34	2	2:05.744 B	37.715	53.133	34.896	234.8	1:23:57.773		13	2	3:41.415	2:16.028	52.071	33.316	244.9	37:22.418
35	1	4:15.636	2:37.895	1:00.596	37.145	225.9	1:28:13.409		14	2	2:01.248	36.839	51.077	33.332	244.9	39:23.666
36	1	2:15.977	38.904	1:00.919	36.154	231.3	1:30:29.386		15	2	2:02.500	36.879	52.297	33.324	241.6	41:26.166
61 Clearwater Racing 1.Weng Sun MOK 3.Matt GRIFFIN 2.Keita SAWA Ferrari 488 GTE LMGTE Am									67 Ford Chip Ganassi Team UK 1.Andy PRIAULX 3.Luis Felipe DERANI 2.Harry TINCKNELL Ford GT LMGTE Pro							
1	1	3:00.542 B	1:18.949	1:00.231	41.362	228.3	3:00.542	1	1	2:27.243 B	58.088	54.532	34.623	235.3	2:27.243	
2	1	4:52.549	3:18.082	58.405	36.062	231.8	7:53.091	2	1	5:09.190	3:44.112	51.965	33.113	244.3	7:36.433	
3	1	2:11.249	39.468	56.408	35.373	232.8	10:04.340	3	1	1:59.500	36.424	50.532	32.544	246.0	9:35.933	
4	1	2:10.384	38.901	55.436	36.047	231.3	12:14.724	4	1	1:59.521	36.370	50.507	32.644	242.7	11:35.454	
5	1	2:09.753	39.482	55.309	34.962	231.8	14:24.477	5	1	1:59.563	36.433	50.585	32.545	244.9	13:35.017	
6	1	2:10.617	39.606	54.517	36.494	231.3	16:35.094	6	1	2:01.560	37.070	51.207	33.283	244.3	15:36.577	
7	1	2:09.319	39.220	55.437	34.662	232.8	18:44.413	7	1	2:00.850 B	36.627	51.551	32.672	244.3	17:37.427	
8	1	2:09.207	39.291	55.056	34.860	233.8	20:53.620	8	1	5:13.748	3:50.097	51.087	32.564	245.5	22:51.175	
9	1	2:18.401	46.810	56.347	35.244	231.3	23:12.021	9	1	1:59.910	36.352	50.691	32.867	246.0	24:51.085	
10	1	2:08.312	38.891	54.773	34.648	232.8	25:20.333	10	1	1:59.826	36.473	50.623	32.730	246.0	26:50.911	
11	1	2:07.923	38.882	54.171	34.870	232.3	27:28.256	11	1	2:01.006 B	36.433	52.053	32.520	244.9	28:51.917	
12	1	2:20.045	44.638	59.198	36.209	226.9	29:48.301	12	1	6:10.732	4:46.172	51.239	33.321	244.3	35:02.649	
13	1	2:10.000	39.351	55.501	35.148	231.3	31:58.301	13	1	2:00.504	36.479	50.956	33.069	244.3	37:03.153	
14	1	2:15.573	38.952	1:00.387	36.234	228.3	34:13.874	14	1	2:00.792	36.922	50.914	32.956	244.3	39:03.945	
15	1	2:12.650 B	39.178	54.734	38.738	231.3	36:26.524	15	1	2:01.179 B	36.587	52.043	32.549	245.5	41:05.124	
16	3	4:12.240	2:42.814	55.181	34.245	230.8	40:38.764	16	3	5:07.421	3:37.566	53.972	35.883	238.9	46:12.545	
17	3	2:07.332	37.803	52.553	36.976	215.1	42:46.096	17	3	2:03.975	37.597	52.381	33.997	244.3	48:16.520	
18	3	2:04.865	37.899	53.235	33.731	232.8	44:50.961	18	3	2:02.037	37.097	51.690	33.250	245.5	50:18.557	
19	3	2:02.976	37.365	51.935	33.676	232.8	46:53.937	19	3	2:01.575	36.835	51.512	33.228	247.1	52:20.132	
20	3	2:04.179	37.762	52.518	33.899	231.3	48:58.116									
21	3	2:03.002	37.560	51.999	33.443	235.3	51:01.118									
22	3	2:02.271 B	37.236	51.659	33.376	235.3	53:03.389									
23	3	2:07.089 B	37.540	52.794	36.755	235.8	55:10.478									
24	2	4:03.736	2:31.893	54.127	37.716	157.4	59:14.214									
25	2	2:05.466	38.338	52.848	34.280	240.0	1:01:19.680									
26	2	3:32.412	1:01.889	1:51.926	38.597	209.7	1:04:52.092									
27	2	2:03.546	37.504	52.298	33.744	237.9	1:06:55.638									
28	2	2:02.509	37.326	51.851	33.332	240.0	1:08:58.147									
29	2	2:02.782	37.479	51.794	33.509	239.5	1:11:00.929									
30	2	2:06.185 B	38.103	52.710	35.372	238.4	1:13:07.114									
31	1	4:23.502	2:47.871	57.469	38.162	238.9	1:17:30.616									
32	1	2:13.000	39.961	56.689	36.350	240.5	1:19:43.616									
33	1	2:12.337	39.913	57.356	35.068	239.5	1:21:55.953									
34	1	2:11.934	38.744	58.009	35.181	239.5	1:24:07.887									
35	1	2:09.285	39.922	54.651	34.712	240.5	1:26:17.172									
36	1	2:18.923	45.382	58.151	35.390	238.9	1:28:36.095									
37	1	2:06.479	38.324	53.958	34.197	241.1	1:30:42.574									



FIA WEC
6 Hours of Silverstone
Free Practice 1
Sector Analysis

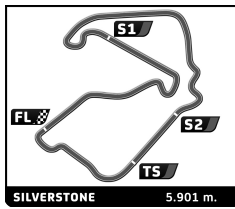
Personal Best Session Best B Crossing the finish line in pit lane

Lap	D	Time	Sector 1	Sector 2	Sector 3	T. Spd	Elapsed	Lap	D	Time	Sector 1	Sector 2	Sector 3	T. Spd	Elapsed
20	3	2:01.021	36.643	51.219	33.159	246.0	54:21.153	38	2	2:00.452	36.817	50.721	32.914	237.4	1:29:24.708
21	3	2:00.559	36.650	50.790	33.119	246.6	56:21.712	39	2	2:00.491	36.808	50.778	32.905	237.4	1:31:25.199
22	3	2:00.712	36.504	51.087	33.121	247.1	58:22.424								
23	3	2:03.469	37.934	52.107	33.428	246.6	1:00:25.893								
24	3	3:06.014	36.599	1:17.976	1:11.439	79.8	1:03:31.907								
25	3	2:26.512	1:01.556	51.911	33.045	246.6	1:05:58.419								
26	3	2:00.284	36.381	51.000	32.903	247.1	1:07:58.703								
27	3	1:59.952	36.443	50.812	32.697	247.7	1:09:58.655								
28	3	2:00.198	36.367	50.845	32.986	247.1	1:11:58.853								
29	3	2:00.109	36.408	50.728	32.973	248.3	1:13:58.962								
30	3	2:00.529	36.545	50.948	33.036	246.6	1:15:59.491								
31	3	2:03.196	37.044	51.748	34.404	247.1	1:18:02.687								
32	3	2:00.918	36.598	51.166	33.154	247.1	1:20:03.605								
33	3	2:03.271 B	36.806	51.675	34.790	247.1	1:22:06.876								
34	2	3:52.844	2:24.719	53.522	34.603	246.6	1:25:59.720								
35	2	2:04.440	37.372	53.334	33.734	247.1	1:28:04.160								
36	2	2:01.965	36.935	51.520	33.510	246.6	1:30:06.125								

Lap	D	Time	Sector 1	Sector 2	Sector 3	T. Spd	Elapsed
1	2	4:09.889	2:38.556	55.905	35.428	230.8	4:09.889
2	2	2:05.311	38.125	52.657	34.529	232.8	6:15.200
3	2	2:03.100	37.147	51.741	34.212	232.3	8:18.300
4	2	2:02.245	37.116	51.467	33.662	232.8	10:20.545
5	2	2:02.627	37.104	51.476	34.047	232.3	12:23.172
6	2	2:07.612	38.661	53.772	35.179	230.8	14:30.784
7	2	2:02.494	37.113	51.400	33.981	232.8	16:33.278
8	2	2:04.150 B	37.128	52.566	34.456	232.3	18:37.428
9	2	4:24.633	2:59.926	51.236	33.471	231.8	23:02.061
10	2	2:01.589	37.049	51.210	33.330	232.3	25:03.650
11	2	2:01.825	37.066	51.148	33.611	232.8	27:05.475
12	2	2:02.150 B	37.129	51.327	33.694	232.8	29:07.625
13	1	4:34.321	3:05.177	53.577	35.567	202.2	33:41.946
14	1	2:03.815	37.784	52.033	33.998	232.8	35:45.761
15	1	2:03.702	37.837	52.085	33.780	232.3	37:49.463
16	1	2:03.046	37.582	51.874	33.590	230.8	39:52.509
17	1	2:02.857	37.538	51.800	33.519	230.3	41:55.366
18	1	2:03.109	37.609	51.962	33.538	231.8	43:58.475
19	1	2:02.522	37.463	51.631	33.428	231.8	46:00.997
20	1	2:02.485	37.468	51.638	33.379	232.3	48:03.482
21	1	2:01.020	37.122	50.976	32.922	236.3	50:04.502
22	1	2:00.934	36.970	50.951	33.013	237.4	52:05.436
23	1	2:02.663 B	36.987	51.544	34.132	237.4	54:08.099
24	1	3:59.211	2:34.953	51.130	33.128	237.9	58:07.310
25	1	2:00.350	36.685	50.762	32.903	238.4	1:00:07.660
26	1	2:39.002 B	36.754	55.266	1:06.982	80.1	1:02:46.662
27	2	3:23.797	1:59.387	51.330	33.080	238.4	1:06:10.459
28	2	2:00.941	36.817	50.988	33.136	237.9	1:08:11.400
29	2	2:00.742	36.881	50.951	32.910	238.4	1:10:12.142
30	2	2:00.271	36.785	50.458	33.028	238.4	1:12:12.413
31	2	2:01.912 B	36.802	51.163	33.947	237.9	1:14:14.325
32	2	3:03.940	1:39.228	51.564	33.148	235.8	1:17:18.265
33	2	2:01.255	37.068	51.108	33.079	236.8	1:19:19.520
34	2	2:01.348	37.090	51.209	33.049	236.8	1:21:20.868
35	2	2:01.166	36.858	51.131	33.177	237.4	1:23:22.034
36	2	2:01.158	36.960	51.169	33.029	236.3	1:25:23.192
37	2	2:01.064	36.847	51.106	33.111	237.4	1:27:24.256

Lap	D	Time	Sector 1	Sector 2	Sector 3	T. Spd	Elapsed
1	2	2:38.593	1:10.190	53.993	34.410	240.5	2:38.593
2	2	2:02.098	37.629	51.690	32.779	242.7	4:40.691
3	2	2:00.402	36.600	50.904	32.898	242.7	6:41.093
4	2	2:01.959	37.088	51.401	33.470	242.2	8:43.052
5	2	2:05.677	38.766	53.550	33.361	241.1	10:48.729
6	2	2:06.519 B	39.521	52.505	34.493	240.5	12:55.248
7	2	8:51.014	7:24.856	52.490	33.668	239.5	21:46.262
8	2	2:05.493	37.502	53.841	34.150	238.9	23:51.755
9	2	2:05.461 B	38.446	52.708	34.307	241.1	25:57.216
10	1	4:42.425	3:14.850	53.416	34.159	239.5	30:39.641
11	1	2:04.677 B	37.735	52.893	34.049	241.1	32:44.318
12	1	6:08.631	4:39.268	54.521	34.842	240.0	38:52.949
13	1	2:07.390	38.319	54.217	34.854	238.9	41:00.339
14	1	2:09.902	38.156	55.229	36.517	241.6	43:10.241
15	1	2:09.277	38.606	55.199	35.472	240.0	45:19.518
16	1	2:08.599	38.433	54.667	35.499	238.9	47:28.117
17	1	2:09.920 B	38.702	55.226	35.992	238.4	49:38.037
18	1	12:26.510 B	...	57.359	48.543	241.6	1:02:04.547
19	3	4:16.371	2:44.978	55.251	36.142	241.1	1:06:20.918
20	3	2:09.309	38.779	54.886	35.644	242.2	1:08:30.227
21	3	2:08.957	38.696	54.685	35.576	241.1	1:10:39.184
22	3	2:10.731 B	39.479	54.777	36.475	241.1	1:12:49.915
23	3	3:16.765	1:50.849	52.119	33.797	241.6	1:16:06.680
24	3	2:03.184	37.607	52.086	33.491	241.1	1:18:09.864
25	3	2:04.244	37.180	52.424	34.640	241.6	1:20:14.108
26	3	2:04.105	37.384	52.249	34.472	240.5	1:22:18.213
27	3	2:04.373	37.364	53.027	33.982	241.1	1:24:22.586
28	3	2:04.192	37.606	52.814	33.772	241.1	1:26:26.778
29	3	2:04.689	37.395	53.373	33.921	242.2	1:28:31.467
30	3	2:04.373	37.684	52.908	33.781	242.2	1:30:35.840

Lap	D	Time	Sector 1	Sector 2	Sector 3	T. Spd	Elapsed
1	2	2:42.201 B	1:15.123	53.090	33.988	243.2	2:42.201
2	2	4:20.154	2:55.076	51.786	33.292	244.9	7:02.355
3	2	2:00.478	36.531	51.214	32.733	244.3	9:02.833
4	2	2:00.275	36.361	51.063	32.851	243.8	11:03.108
5	2	2:00.351	36.408	51.059	32.884	244.9	13:03.459
6	2	2:02.590 B	37.035	52.013	33.542	243.8	15:06.049
7	2	4:06.943 B	2:42.149	51.662	33.132	243.8	19:12.992
8	1	4:20.345	2:46.693	57.057	36.595	240.5	23:33.337
9	1	2:13.503	40.100	57.661	35.742	240.5	25:46.840
10	1	2:09.666	39.268	55.329	35.069	240.5	27:56.506
11	1	2:10.633	39.584	55.553	35.496	241.6	30:07.139
12	1	2:11.271	39.380	56.141	35.750	240.0	32:18.410
13	1	2:09.611	39.068	55.256	35.287	240.0	34:28.021
14	1	2:09.335	39.054	55.002	35.279	242.2	36:37.356
15	1	2:09.338	38.937	55.156	35.245	242.2	38:46.694
16	1	2:11.781	39.772	56.052	35.957	240.0	40:58.475
17	1	2:10.400	39.644	55.357	35.399	241.6	43:08.875
18	1	2:11.165	39.253	55.705	36.207	241.6	45:20.040
19	1	2:13.339 B	40.380	56.206	36.753	240.5	47:33.379



FIA WEC
6 Hours of Silverstone
Free Practice 1
Sector Analysis

■ Personal Best ■ Session Best B Crossing the finish line in pit lane

Lap	D	Time	Sector 1	Sector 2	Sector 3	T. Spd	Elapsed	Lap	D	Time	Sector 1	Sector 2	Sector 3	T. Spd	Elapsed
20	3	11:21.167	9:51.971	54.516	34.680	240.0	58:54.546	6	2	2:00.696	36.544	51.429	32.723	241.6	44:48.649
21	3	2:06.157	38.542	53.374	34.241	241.1	1:01:00.703	7	2	1:59.655	36.315	50.626	32.714	241.1	46:48.304
22	3	3:42.513	54.230	1:53.503	54.780	78.7	1:04:43.216	8	2	1:59.815	36.445	50.560	32.810	240.5	48:48.119
23	3	2:04.904	38.042	52.896	33.966	241.6	1:06:48.120	9	2	2:00.321	36.782	50.619	32.920	241.1	50:48.440
24	3	2:03.372	37.352	52.226	33.794	243.2	1:08:51.492	10	2	2:01.800B	36.756	51.305	33.739	241.1	52:50.240
25	3	2:04.077	38.125	52.267	33.685	242.7	1:10:55.569	11	2	7:37.087	6:12.501	51.452	33.134	244.3	1:00:27.327
26	3	2:05.069	37.372	53.353	34.344	242.2	1:13:00.638	12	2	3:05.080B	36.894	1:20.708	1:07.478	79.4	1:03:32.407
27	3	2:04.265	37.662	52.873	33.730	243.2	1:15:04.903	13	2	2:33.019	1:08.249	51.476	33.294	242.2	1:06:05.426
28	3	2:05.862B	37.503	53.075	35.284	242.7	1:17:10.765	14	2	2:01.046B	36.656	50.878	33.512	241.6	1:08:06.472
29	1	5:53.845	4:21.386	56.942	35.517	240.0	1:23:04.610	15	1	5:45.123	4:18.026	53.428	33.669	244.3	1:13:51.595
30	1	2:09.856	39.034	55.357	35.465	240.5	1:25:14.466	16	1	2:03.247	37.460	52.527	33.260	243.2	1:15:54.842
31	1	2:11.209	39.381	55.848	35.980	239.5	1:27:25.675	17	1	2:02.258	37.158	51.926	33.174	243.2	1:17:57.100
32	1	2:10.087	39.155	55.526	35.406	241.1	1:29:35.762	18	1	2:01.751	37.126	51.587	33.038	242.7	1:19:58.851
33	1	2:11.079	39.313	54.987	36.779	240.0	1:31:46.841	19	1	2:01.112	37.057	51.271	32.784	243.8	1:21:59.963

91 Porsche GT Team Porsche 911 RSR
1. Richard LIETZ LMGT E Pro
2. Frédéric MAKOWIECKI

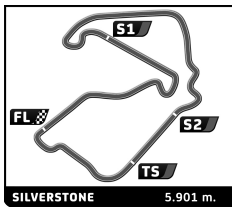
1	1	2:59.037	1:31.040	53.871	34.126	238.9	2:59.037
2	1	2:00.011	36.222	50.711	33.078	242.7	4:59.048
3	1	1:59.898	36.247	50.705	32.946	242.2	6:58.946
4	1	2:00.495	36.417	51.281	32.797	242.7	8:59.441
5	1	2:01.659B	36.681	51.442	33.536	241.6	11:01.100
6	1	9:43.935	8:19.661	51.421	32.853	242.7	20:45.035
7	1	2:00.091	36.305	50.941	32.845	242.2	22:45.126
8	1	2:01.036	36.475	50.903	33.658	241.6	24:46.162
9	1	2:02.891B	37.257	52.111	33.523	242.2	26:49.053
10	1	6:58.983	5:34.374	51.435	33.174	241.1	33:48.036
11	1	2:01.847	36.894	51.695	33.258	243.2	35:49.883
12	1	2:02.144	36.987	51.914	33.243	242.2	37:52.027
13	1	2:02.143	36.986	52.011	33.146	241.1	39:54.170
14	1	2:03.188B	37.374	52.365	33.449	242.2	41:57.358
15	2	5:42.314	4:14.396	52.692	35.226	240.5	47:39.672
16	2	2:04.539	38.447	52.449	33.643	240.5	49:44.211
17	2	2:01.436	37.255	51.161	33.020	242.2	51:45.647
18	2	2:00.113	36.542	50.823	32.748	242.7	53:45.760
19	2	1:59.697	36.440	50.639	32.618	243.8	55:45.457
20	2	1:59.737	36.362	50.611	32.764	242.7	57:45.194
21	2	2:01.733B	36.934	51.263	33.536	243.2	59:46.927
22	2	11:39.248	...	51.307	33.067	241.6	1:11:26.175
23	2	1:59.966	36.534	50.610	32.822	244.9	1:13:26.141
24	2	2:00.736	36.691	50.972	33.073	246.6	1:15:26.877
25	2	2:01.511	36.536	50.450	34.525	244.3	1:17:28.388
26	2	2:00.009	36.598	50.671	32.740	242.7	1:19:28.397
27	2	1:59.517	36.349	50.485	32.683	242.7	1:21:27.914
28	2	2:00.558	36.390	51.229	32.939	244.3	1:23:28.472
29	2	2:01.350	36.954	51.391	33.005	242.7	1:25:29.822
30	2	2:00.778	36.509	51.105	33.164	242.7	1:27:30.600
31	2	2:01.093	36.670	51.551	32.872	243.2	1:29:31.693
32	2	2:00.621B	36.651	50.876	33.094	241.6	1:31:32.314

92 Porsche GT Team Porsche 911 RSR
1. Michael CHRISTENSEN LMGT E Pro
2. Kevin ESTRE

1	2	2:26.447	56.487	54.846	35.114	237.4	2:26.447
2	2	2:03.046B	36.685	50.492	35.869	231.8	4:29.493
3	2	9:24.509B	7:56.457	53.169	34.883	242.7	13:54.002
4	2	14:16.496B	...	53.308	34.938	242.2	28:10.498
5	2	14:37.455	...	52.230	33.120	240.5	42:47.953

95 Aston Martin Racing Aston Martin VANTAGE
1. Nicki THILM LMGT E Pro
2. Marco SØRENSEN 3. Richie STANAWAY

1	3	2:38.748	1:13.006	52.152	33.590	247.1	2:38.748
2	3	2:00.989	37.248	51.030	32.711	249.4	4:39.737
3	3	1:59.110	36.315	50.428	32.367	248.3	6:38.847
4	3	1:59.687	36.188	50.690	32.809	249.4	8:38.534
5	3	2:00.749	36.441	50.709	33.599	249.4	10:39.283
6	3	2:00.583	36.787	51.072	32.724	247.7	12:39.866
7	3	1:59.556	36.283	50.768	32.505	248.3	14:39.422
8	3	2:00.002	36.570	50.704	32.728	248.8	16:39.424
9	3	2:00.806	36.525	51.414	32.867	248.8	18:40.230
10	3	1:59.817	36.419	50.707	32.691	248.3	20:40.047
11	3	2:00.255	36.611	50.860	32.784	248.3	22:40.302
12	3	2:00.570	36.595	51.129	32.846	248.8	24:40.872
13	3	2:00.112	36.451	50.786	32.875	248.8	26:40.984
14	3	2:01.639	36.537	51.092	34.010	248.8	28:42.623
15	3	2:01.484	37.169	51.328	32.987	249.4	30:44.107
16	3	2:01.141	36.715	51.368	33.058	248.3	32:45.248
17	3	2:02.132	36.662	52.046	33.424	249.4	34:47.380
18	3	2:01.676	36.880	51.695	33.101	247.7	36:49.056
19	3	2:02.052	36.744	51.960	33.348	248.3	38:51.108
20	3	2:01.133	36.654	51.391	33.088	247.7	40:52.241
21	3	2:01.212	36.618	51.370	33.224	247.7	42:53.453
22	3	2:02.146	37.020	51.665	33.461	248.8	44:55.599
23	3	2:02.136	36.748	51.459	33.929	248.3	46:57.735
24	3	2:02.990	37.523	52.010	33.457	248.8	49:00.725
25	3	2:02.527	37.076	51.923	33.528	248.3	51:03.252
26	3	2:03.057	37.137	51.973	33.947	248.8	53:06.309
27	3	2:03.191	37.301	52.161	33.729	248.8	55:09.500
28	3	2:03.050	37.171	52.045	33.834	248.8	57:12.550
29	3	2:04.197B	37.133	52.318	34.746	249.4	59:16.747
30	2	5:38.905	3:08.141	1:51.727	39.037	216.0	1:04:55.652
31	2	2:08.408	37.975	55.580	34.853	246.0	1:07:04.060
32	2	2:05.979	38.187	53.610	34.182	247.1	1:09:10.039
33	2	2:05.090	37.695	53.087	34.308	248.8	1:11:15.129
34	2	2:05.314	37.987	53.082	34.245	247.1	1:13:20.443
35	2	2:05.128	37.671	53.099	34.358	249.4	1:15:25.571
36	2	2:12.793B	42.804	54.757	35.232	246.6	1:17:38.364



FIA WEC
6 Hours of Silverstone
Free Practice 1
Sector Analysis

■ Personal Best ■ Session Best B Crossing the finish line in pit lane

Lap	D	Time	Sector 1	Sector 2	Sector 3	T. Spd	Elapsed	Lap	D	Time	Sector 1	Sector 2	Sector 3	T. Spd	Elapsed
37	1	3:36.234	2:08.953	53.168	34.113	247.1	1:21:14.598	7	2	2:01.710	36.871	51.533	33.306	245.5	14:53.448
38	1	2:05.872	38.204	53.274	34.394	246.6	1:23:20.470	8	2	2:03.474 B	37.005	51.754	34.715	245.5	16:56.922
39	1	2:05.870 B	38.492	53.568	33.810	246.6	1:25:26.340	9	1	4:40.890	3:10.702	54.974	35.214	243.2	21:37.812
97 Aston Martin Racing Aston Martin VANTAGE								10 1 2:07.548 38.172 54.155 35.221 244.3 23:45.360							
1. Darren TURNER 3. Daniel SERRA								11 1 2:07.190 38.762 53.656 34.772 244.3 25:52.550							
2. Jonathan ADAM LMGTE Pro								12 1 2:11.925 43.113 54.031 34.781 244.9 28:04.475							
1	3	3:42.905	2:12.997	54.593	35.315	243.8	3:42.905	13	1	2:05.977	38.120	53.572	34.285	245.5	30:10.452
2	3	2:01.965	37.248	51.656	33.061	248.3	5:44.870	14	1	2:06.347	38.256	53.849	34.242	244.3	32:16.799
3	3	2:01.192	36.618	51.763	32.811	248.8	7:46.062	15	1	2:07.766	39.317	54.040	34.409	244.9	34:24.565
4	3	1:59.756	36.233	50.941	32.582	248.8	9:45.818	16	1	2:06.739 B	38.033	54.005	34.701	246.0	36:31.304
5	3	1:59.730	36.347	50.713	32.670	247.7	11:45.548	17	3	4:11.848	2:41.461	55.543	34.844	245.5	40:43.152
6	3	2:01.958	36.972	51.521	33.465	247.7	13:47.506	18	3	2:07.513	38.439	54.644	34.430	245.5	42:50.665
7	3	2:00.710	36.507	51.166	33.037	248.8	15:48.216	19	3	2:06.055	37.854	53.354	34.847	239.5	44:56.720
8	3	2:01.027	36.660	51.249	33.118	248.3	17:49.243	20	3	2:04.700	37.877	52.827	33.996	246.6	47:01.420
9	3	2:00.549	36.535	51.093	32.921	248.8	19:49.792	21	3	2:04.733	37.869	52.750	34.114	246.6	49:06.153
10	3	2:00.497	36.495	51.003	32.999	248.8	21:50.289	22	3	2:04.435	37.565	52.722	34.148	247.1	51:10.588
11	3	2:01.912	36.541	51.622	33.749	249.4	23:52.201	23	3	2:03.958	37.560	52.575	33.823	247.7	53:14.546
12	3	2:01.480	37.197	51.274	33.009	248.8	25:53.681	24	3	2:04.938 B	37.528	52.811	34.599	247.1	55:19.484
13	3	2:02.914	36.974	52.154	33.786	248.3	27:56.595	25	1	4:22.732	2:53.197	54.241	35.294	225.9	59:42.216
14	3	2:01.699	37.300	51.262	33.137	248.3	29:58.294	26	1	2:18.624	37.991	53.607	47.026	246.0	1:02:00.840
15	3	2:01.454	36.671	51.656	33.127	248.8	31:59.748	27	1	3:18.609	1:18.503	1:24.179	35.927	194.2	1:05:19.449
16	3	2:02.907	37.400	51.644	33.863	248.8	34:02.655	28	1	2:06.422	38.109	53.075	35.238	245.5	1:07:25.871
17	3	2:00.922	36.665	51.237	33.020	248.8	36:03.577	29	1	2:07.342	38.315	53.952	35.075	244.9	1:09:33.213
18	3	2:00.630	36.487	51.129	33.014	248.8	38:04.207	30	1	2:07.404	38.552	53.645	35.207	213.9	1:11:40.617
19	3	2:00.799	36.552	51.185	33.062	248.3	40:05.006	31	1	2:17.844 B	47.349	54.562	35.933	245.5	1:13:58.461
20	3	2:01.312	36.830	51.370	33.112	248.8	42:06.318	32	1	3:21.782	1:56.097	52.356	33.329	246.6	1:17:20.243
21	3	2:00.872	36.670	51.170	33.032	248.3	44:07.190	33	1	2:02.166	37.165	51.707	33.294	245.5	1:19:22.409
22	3	2:03.254	36.551	53.133	33.570	247.7	46:10.444	34	1	2:02.209	37.050	51.704	33.455	246.6	1:21:24.618
23	3	2:01.956	37.325	51.349	33.282	248.8	48:12.400	35	1	2:03.065	37.251	52.165	33.649	246.6	1:23:27.683
24	3	2:00.713	36.624	51.089	33.000	249.4	50:13.113	36	1	2:04.994	38.309	52.715	33.970	245.5	1:25:32.677
25	3	2:00.588	36.566	51.149	32.873	249.4	52:13.701	37	1	2:03.930	37.639	52.473	33.818	246.0	1:27:36.607
26	3	2:00.853	36.489	51.526	32.838	249.4	54:14.554	38	1	2:03.090	37.270	52.153	33.667	245.5	1:29:39.697
27	3	2:00.674	36.618	51.126	32.930	250.0	56:15.228	39	1	2:06.419	37.376	53.536	35.507	245.5	1:31:46.116
28	3	2:01.456	36.824	51.368	33.264	250.6	58:16.684								
29	3	2:02.834 B	36.679	51.402	34.753	250.0	1:00:19.518								
30	2	5:13.280	3:39.323	1:00.433	33.524	248.3	1:05:32.798								
31	2	2:02.028	36.896	51.725	33.407	248.3	1:07:34.826								
32	2	2:02.184	37.046	51.822	33.316	248.8	1:09:37.010								
33	2	2:02.101	37.059	51.758	33.284	249.4	1:11:39.111								
34	2	2:01.651	36.886	51.595	33.170	250.0	1:13:40.762								
35	2	2:01.755	36.960	51.706	33.089	250.0	1:15:42.517								
36	2	2:03.162 B	37.089	51.949	34.124	248.8	1:17:45.679								
37	1	3:21.021	1:54.857	52.484	33.680	248.8	1:21:06.700								
38	1	2:02.826	37.200	52.278	33.348	248.8	1:23:09.526								
39	1	2:03.117	37.206	52.428	33.483	248.3	1:25:12.643								
40	1	2:02.456	37.213	51.958	33.285	248.8	1:27:15.099								
41	1	2:02.673	37.231	52.066	33.376	249.4	1:29:17.772								
42	1	2:02.461	37.084	52.114	33.263	249.4	1:31:20.233								
98 Aston Martin Racing Aston Martin V8 Vantage								1. Paul DALLA LANA 3. Mathias LAUDA							
2. Pedro LAMY LMGTE Am								1 2 2:28.977 55.714 56.693 36.570 222.7 2:28.977							
2	2	2:01.178	36.814	51.415	32.949	246.0	4:30.155								
3	2	1:59.342	36.096	50.534	32.712	247.1	6:29.497								
4	2	1:59.933	36.488	50.591	32.854	245.5	8:29.430								
5	2	1:59.954	36.378	50.812	32.764	247.1	10:29.384								
6	2	2:22.354	56.571	52.508	33.275	244.3	12:51.738								