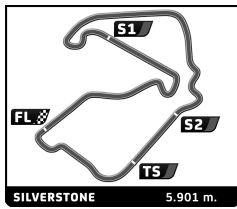


FIA WEC
6 Hours of Silverstone
Free Practice 3
Sector Analysis

Personal Best Session Best B Crossing the finish line in pit lane

| Lap | D | Time | Sector 1 | Sector 2 | Sector 3 | T. Spd | Elapsed | Lap | D | Time | Sector 1 | Sector 2 | Sector 3 | T. Spd | Elapsed | |
|----------|---|-----------------------------|----------|--------------------|----------|--------------------------------|-------------|-----|---|----------|-----------|----------|----------|--------|-------------|-----------|
| 1 | | Porsche LMP Team | | 3.Nick TANDY | | Porsche 919 Hybrid LMP1 - H | | 23 | | 1 | 1:43.427 | 31.189 | 43.973 | 28.265 | 288.0 | 55:20.247 |
| | | 1.Neel JANI | | | | | | 24 | | 1 | 1:42.387 | 32.210 | 42.646 | 27.531 | 282.7 | 57:02.634 |
| | | 2.André LOTTERER | | | | | | 25 | | 1 | 1:42.420 | 31.729 | 42.644 | 28.047 | 283.5 | 58:45.054 |
| 1 | 1 | 1:55.890 | 38.625 | 47.826 | 29.439 | 279.8 | 1:55.890 | 26 | 1 | 1:43.003 | 31.913 | 43.401 | 27.689 | 291.1 | 1:00:28.057 | |
| 2 | 1 | 1:46.713 | 32.464 | 45.936 | 28.313 | 280.5 | 3:42.603 | | | | | | | | | |
| 3 | 1 | 1:47.838 | 31.621 | 45.524 | 30.693 | 282.0 | 5:30.441 | | | | | | | | | |
| 4 | 1 | 1:44.367 | 32.162 | 44.180 | 28.025 | 282.0 | 7:14.808 | | | | | | | | | |
| 5 | 1 | 1:49.004 | 32.026 | 45.453 | 31.525 | 282.7 | 9:03.812 | | | | | | | | | |
| 6 | 3 | 3:00.667 | 1:44.708 | 46.955 | 29.004 | 280.5 | 12:04.479 | | | | | | | | | |
| 7 | 3 | 1:46.259 | 32.547 | 45.169 | 28.543 | 283.5 | 13:50.738 | | | | | | | | | |
| 8 | 3 | 1:47.100 | 33.612 | 44.325 | 29.163 | 283.5 | 15:37.838 | | | | | | | | | |
| 9 | 3 | 1:49.633 | 33.906 | 45.311 | 30.416 | 281.2 | 17:27.471 | | | | | | | | | |
| 10 | 3 | 7:19.513 | 6:03.184 | 43.799 | 32.530 | 205.7 | 24:46.984 | | | | | | | | | |
| 11 | 3 | 1:40.243 | 30.461 | 42.055 | 27.727 | 291.1 | 26:27.227 | | | | | | | | | |
| 12 | 3 | 1:51.254 | 33.377 | 44.082 | 33.795 | 289.5 | 28:18.481 | | | | | | | | | |
| 13 | 1 | 3:08.566 | 1:49.536 | 48.733 | 30.297 | 229.3 | 31:27.047 | | | | | | | | | |
| 14 | 1 | 1:40.223 | 30.732 | 42.007 | 27.484 | 283.5 | 33:07.270 | | | | | | | | | |
| 15 | 1 | 1:44.548 | 31.320 | 42.603 | 30.625 | 287.2 | 34:51.818 | | | | | | | | | |
| 16 | 1 | 2:31.056 | 1:18.051 | 45.181 | 27.824 | 279.1 | 37:22.874 | | | | | | | | | |
| 17 | 1 | 1:41.794 | 31.013 | 43.080 | 27.701 | 282.0 | 39:04.668 | | | | | | | | | |
| 18 | 1 | 1:41.667 | 31.092 | 42.406 | 28.169 | 282.7 | 40:46.335 | | | | | | | | | |
| 19 | 1 | 1:41.811 | 31.250 | 42.558 | 28.003 | 283.5 | 42:28.146 | | | | | | | | | |
| 20 | 1 | 1:41.110 | 31.456 | 42.296 | 27.358 | 282.7 | 44:09.256 | | | | | | | | | |
| 21 | 1 | 1:46.052 | 31.009 | 45.013 | 30.030 | 284.2 | 45:55.308 | | | | | | | | | |
| 22 | 3 | 2:47.834 | 1:37.477 | 42.709 | 27.648 | 282.7 | 48:43.142 | | | | | | | | | |
| 23 | 3 | 1:42.247 | 31.952 | 42.767 | 27.528 | 282.0 | 50:25.389 | | | | | | | | | |
| 24 | 3 | 1:42.730 | 31.270 | 44.173 | 27.287 | 283.5 | 52:08.119 | | | | | | | | | |
| 25 | 3 | 1:41.196 | 31.095 | 42.576 | 27.525 | 279.8 | 53:49.315 | | | | | | | | | |
| 26 | 3 | 1:41.242 | 31.026 | 42.629 | 27.587 | 284.2 | 55:30.557 | | | | | | | | | |
| 27 | 3 | 1:42.314 | 31.181 | 43.048 | 28.085 | 282.0 | 57:12.871 | | | | | | | | | |
| 28 | 3 | 1:44.220 | 32.180 | 42.524 | 29.516 | 285.7 | 58:57.091 | | | | | | | | | |
| 29 | 3 | 1:45.949 | 32.374 | 45.050 | 28.525 | 273.4 | 1:00:43.040 | | | | | | | | | |
| 2 | | Porsche LMP Team | | 3.Brendon HARTLEY | | Porsche 919 Hybrid LMP1 - H | | 1 | | 1 | 1:53.291 | 36.893 | 46.692 | 29.706 | 265.4 | 1:53.291 |
| | | 1.Timo BERNHARD | | | | | | 2 | | 1 | 1:46.334 | 32.200 | 45.658 | 28.476 | 276.2 | 3:39.625 |
| | | 2.Earl BAMBER | | | | | | 3 | | 1 | 1:50.709 | 33.653 | 45.351 | 31.705 | 276.2 | 5:30.334 |
| 1 | 1 | 1:53.291 | 36.893 | 46.692 | 29.706 | 265.4 | 1:53.291 | | | | | | | | | |
| 2 | 1 | 1:46.334 | 32.200 | 45.658 | 28.476 | 276.2 | 3:39.625 | | | | | | | | | |
| 3 | 1 | 1:50.709 | 33.653 | 45.351 | 31.705 | 276.2 | 5:30.334 | | | | | | | | | |
| 4 | 3 | 3:24.481 | 2:06.991 | 47.217 | 30.273 | 267.3 | 8:54.815 | | | | | | | | | |
| 5 | 3 | 1:48.786 | 32.445 | 46.492 | 29.849 | 276.9 | 10:43.601 | | | | | | | | | |
| 6 | 3 | 1:48.492 | 34.853 | 44.659 | 28.980 | 284.2 | 12:32.093 | | | | | | | | | |
| 7 | 3 | 12:32.231 | ... | 45.851 | 27.999 | 276.9 | 25:04.324 | | | | | | | | | |
| 8 | 3 | 1:41.540 | 31.627 | 42.691 | 27.222 | 281.2 | 26:45.864 | | | | | | | | | |
| 9 | 3 | 1:41.341 | 31.677 | 42.348 | 27.316 | 281.2 | 28:27.205 | | | | | | | | | |
| 10 | 3 | 1:40.494 | 30.903 | 42.035 | 27.556 | 282.7 | 30:07.699 | | | | | | | | | |
| 11 | 3 | 1:40.373 | 31.055 | 42.056 | 27.262 | 282.0 | 31:48.072 | | | | | | | | | |
| 12 | 3 | 1:40.510 | 30.952 | 42.075 | 27.483 | 282.0 | 33:28.582 | | | | | | | | | |
| 13 | 3 | 1:41.859 | 32.331 | 42.164 | 27.364 | 282.7 | 35:10.441 | | | | | | | | | |
| 14 | 3 | 1:41.069 | 31.117 | 42.024 | 27.928 | 283.5 | 36:51.510 | | | | | | | | | |
| 15 | 3 | 1:41.339 | 31.434 | 42.463 | 27.442 | 280.5 | 38:32.849 | | | | | | | | | |
| 16 | 3 | 1:40.689 | 31.198 | 42.160 | 27.331 | 282.7 | 40:13.538 | | | | | | | | | |
| 17 | 3 | 1:40.575 | 31.056 | 42.195 | 27.324 | 288.0 | 41:54.113 | | | | | | | | | |
| 18 | 3 | 1:42.369 | 31.041 | 42.287 | 29.041 | 284.2 | 43:36.482 | | | | | | | | | |
| 19 | 1 | 4:56.216 | 3:44.181 | 44.119 | 27.916 | 279.1 | 48:32.698 | | | | | | | | | |
| 20 | 1 | 1:41.958 | 31.495 | 42.613 | 27.850 | 282.7 | 50:14.656 | | | | | | | | | |
| 21 | 1 | 1:41.461 | 31.166 | 42.766 | 27.529 | 282.0 | 51:56.117 | | | | | | | | | |
| 22 | 1 | 1:40.703 | 31.034 | 42.340 | 27.329 | 282.0 | 53:36.820 | | | | | | | | | |
| 4 | | Bykolles Racing Team | | 3.James ROSSITER | | ENSO CLM P1/01 - Nismo LMP1 | | 1 | | 3 | 2:37.651 | 1:11.589 | 52.602 | 33.460 | 280.5 | 2:37.651 |
| | | 1.Oliver WEBB | | | | | | 2 | | 3 | 1:56.812 | 35.549 | 49.644 | 31.619 | 284.2 | 4:34.463 |
| | | 2.Dominik KRAIHAMER | | | | | | 3 | | 3 | 1:55.125 | 35.473 | 49.121 | 30.531 | 282.7 | 6:29.588 |
| 1 | 3 | 2:37.651 | 1:11.589 | 52.602 | 33.460 | 280.5 | 2:37.651 | | | | | | | | | |
| 2 | 3 | 1:56.812 | 35.549 | 49.644 | 31.619 | 284.2 | 4:34.463 | | | | | | | | | |
| 3 | 3 | 1:55.125 | 35.473 | 49.121 | 30.531 | 282.7 | 6:29.588 | | | | | | | | | |
| 4 | 3 | 1:52.359 | 34.191 | 48.024 | 30.144 | 282.7 | 8:21.947 | | | | | | | | | |
| 5 | 3 | 1:51.168 | 33.673 | 47.027 | 30.468 | 284.2 | 10:13.115 | | | | | | | | | |
| 6 | 3 | 1:48.819 | 33.136 | 46.036 | 29.647 | 285.7 | 12:01.934 | | | | | | | | | |
| 7 | 3 | 1:48.522 | 32.924 | 46.040 | 29.558 | 287.2 | 13:50.456 | | | | | | | | | |
| 8 | 3 | 1:56.056 | 32.961 | 49.643 | 33.452 | 284.2 | 15:46.512 | | | | | | | | | |
| 9 | 2 | 7:03.820 | 5:44.859 | 48.350 | 30.611 | 283.5 | 22:50.332 | | | | | | | | | |
| 10 | 2 | 1:48.892 | 33.284 | 46.001 | 29.607 | 284.2 | 24:39.224 | | | | | | | | | |
| 11 | 2 | 1:50.462 | 33.096 | 46.712 | 30.654 | 281.2 | 26:29.686 | | | | | | | | | |
| 12 | 2 | 1:49.726 | 33.701 | 46.039 | 29.986 | 282.7 | 28:19.412 | | | | | | | | | |
| 13 | 2 | 1:51.169 | 32.868 | 46.920 | 31.381 | 282.7 | 30:10.581 | | | | | | | | | |
| 14 | 2 | 1:48.342 | 32.901 | 45.736 | 29.705 | 285.0 | 31:58.923 | | | | | | | | | |
| 15 | 2 | 1:51.981 | 33.071 | 46.473 | 32.437 | 283.5 | 33:50.904 | | | | | | | | | |
| 16 | 1 | 10:41.725 | 9:17.613 | 50.208 | 33.904 | 282.0 | 44:32.629 | | | | | | | | | |
| 17 | 1 | 3:35.884 | 2:15.615 | 48.683 | 31.586 | 277.6 | 48:08.513 | | | | | | | | | |
| 18 | 1 | 1:52.079 | 32.893 | 47.130 | 32.056 | 258.4 | 50:00.592 | | | | | | | | | |
| 19 | 1 | 1:46.515 | 32.655 | 44.872 | 28.988 | 285.0 | 51:47.107 | | | | | | | | | |
| 20 | 1 | 1:46.898 | 32.639 | 45.071 | 29.188 | 285.0 | 53:34.005 | | | | | | | | | |
| 21 | 1 | 2:06.702 | 37.808 | 53.600 | 35.294 | 257.1 | 55:40.707 | | | | | | | | | |
| 7 | | Toyota Gazoo Racing | | 3.Jose Maria LOPEZ | | Toyota TS050 - Hybrid LMP1 - H | | 1 | | 1 | 24:41.228 | ... | 45.375 | 28.622 | 274.1 | 24:41.228 |
| | | 1.Mike CONWAY | | | | | | 2 | | 1 | 1:43.925 | 31.499 | 43.951 | 28.475 | 277.6 | 26:25.153 |
| | | 2.Kamui KOBAYASHI | | | | | | 3 | | 1 | 1:43.974 | 32.328 | 43.513 | 28.133 | 274.8 | 28:09.127 |
| 1 | 1 | 24:41.228 | ... | 45.375 | 28.622 | 274.1 | 24:41.228 | | | | | | | | | |
| 2 | 1 | 1:43.925 | 31.499 | 43.951 | 28.475 | 277.6 | 26:25.153 | | | | | | | | | |
| 3 | 1 | 1:43.974 | 32.328 | 43.513 | 28.133 | 274.8 | 28:09.127 | | | | | | | | | |
| 4 | 1 | 1:40.825 | 31.005 | 42.274 | 27.546 | 278.4 | 29:49.952 | | | | | | | | | |
| 5 | 1 | 1:41.746 | 31.155 | 42.352 | 28.239 | 277.6 | 31:31.698 | | | | | | | | | |
| 6 | 1 | 1:41.680 | 31.346 | 42.398 | 27.936 | 277.6 | 33:13.378 | | | | | | | | | |
| 7 | 1 | 1:43.274 | 31.101 | 42.054 | 30.119 | 280.5 | 34:56.652 | | | | | | | | | |
| 8 | 2 | 2:39.590 | 1:28.565 | 43.175 | 27.850 | 274.8 | 37:36.242 | | | | | | | | | |
| 9 | 2 | 1:41.224 | 30.888 | 42.408 | 27.928 | 277.6 | 39:17.466 | | | | | | | | | |
| 10 | 2 | 1:46.421 | 31.084 | 44.841 | 30.496 | 272.0 | 41:03.887 | | | | | | | | | |
| 11 | 2 | 1:41.103 | 30.953 | 42.270 | 27.880 | 277.6 | 42:44.990 | | | | | | | | | |
| 12 | 2 | 1:42.709 | 31.926 | 42.934 | 27.849 | 284.2 | 44:27.699 | | | | | | | | | |
| 13 | 2 | 1:40.906 | 30.904 | 42.307 | 27.695 | 275.5 | 46:08.605 | | | | | | | | | |
| 14 | 2 | 1:42.895 | 31.608 | 41.983 | 29.304 | 282.0 | 47:51.500 | | | | | | | | | |
| 15 | 3 | 2:54.989 | 1:36.861 | 49.630 | 28.498 | 274.8 | 50:46.489 | | | | | | | | | |
| 16 | 3 | 1:40.656 | 31.398 | 41.773 | 27.485 | 276.9 | 52:27.145 | | | | | | | | | |
| 17 | 3 | 1:45.258 | 30.869 | 43.160 | 31.229 | 275.5 | 54:12.403 | | | | | | | | | |
| 18 | 3 | 2:45.233 | 1:33.251 | 42.496 | 29.486 | 275.5 | 56:57.636 | | | | | | | | | |
| 19 | 3 | 1:42.970 | 30.993 | 43.560 | 28.417 | 278.4 | 58:40.606 | | | | | | | | | |
| 20 | 3 | 1:40.856 | 30.749 | 42.057 | 28.050 | 282.0 | 1:00:21.462 | | | | | | | | | |
| 8 | | Toyota Gazoo Racing | | 3.Kazuki NAKAJIMA | | Toyota TS050 - Hybrid LMP1 - H | | 1 | | 2 | 2:03.207 | 42.457 | 49.768 | 30.982 | 270.7 | 2:03.207 |
| | | 1.Sébastien BUEMI | | | | | | 2 | | 2 | 1:46.925 | 32.549 | 46.004 | 28.372 | 277.6 | 3:50.132 |
| | | 2.Anthony DAVIDSON | | | | | | | | | | | | | | |
| 1 | 2 | 2:03.207 | 42.457 | 49.768 | 30.982 | 270.7 | 2:03.207 | | | | | | | | | |
| 2 | 2 | 1:46.925 | 32.549 | 46.004 | 28.372 | 277.6 | 3:50.132 | | | | | | | | | |



FIA WEC
6 Hours of Silverstone
Free Practice 3
Sector Analysis

■ Personal Best ■ Session Best B Crossing the finish line in pit lane

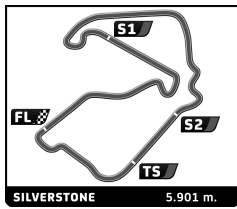
| Lap | D | Time | Sector 1 | Sector 2 | Sector 3 | T. Spd | Elapsed | Lap | D | Time | Sector 1 | Sector 2 | Sector 3 | T. Spd | Elapsed |
|-----|---|-----------|----------|----------|----------|--------|-------------|-----|---|-----------|----------|----------|----------|--------|-------------|
| 3 | 2 | 1:48.753 | 34.488 | 45.380 | 28.885 | 274.1 | 5:38.885 | 5 | 1 | 1:56.116 | 35.373 | 49.230 | 31.513 | 276.2 | 13:42.858 |
| 4 | 2 | 1:43.811 | 32.219 | 43.629 | 27.963 | 279.8 | 7:22.696 | 6 | 1 | 1:57.380B | 34.845 | 48.905 | 33.630 | 276.9 | 15:40.238 |
| 5 | 2 | 1:47.519B | 32.853 | 44.104 | 30.562 | 279.8 | 9:10.215 | 7 | 1 | 3:14.760 | 1:50.842 | 52.474 | 31.444 | 276.9 | 18:54.998 |
| 6 | 3 | 3:02.906 | 1:46.370 | 47.322 | 29.214 | 270.7 | 12:13.121 | 8 | 1 | 1:55.539 | 36.338 | 48.760 | 30.441 | 277.6 | 20:50.537 |
| 7 | 3 | 1:41.185 | 30.663 | 42.427 | 28.095 | 281.2 | 13:54.306 | 9 | 1 | 1:50.140 | 33.492 | 46.871 | 29.777 | 278.4 | 22:40.677 |
| 8 | 3 | 1:44.067 | 32.474 | 43.182 | 28.411 | 277.6 | 15:38.373 | 10 | 1 | 1:50.183 | 33.466 | 46.276 | 30.441 | 279.8 | 24:30.860 |
| 9 | 3 | 1:46.273 | 32.139 | 44.455 | 29.679 | 267.3 | 17:24.646 | 11 | 1 | 1:53.942 | 36.978 | 47.055 | 29.909 | 279.1 | 26:24.802 |
| 10 | 3 | 1:42.452B | 30.386 | 41.606 | 30.460 | 281.2 | 19:07.098 | 12 | 1 | 1:50.023 | 33.688 | 46.033 | 30.302 | 279.1 | 28:14.825 |
| 11 | 1 | 7:10.044 | 5:55.823 | 45.219 | 29.002 | 272.0 | 26:17.142 | 13 | 1 | 1:52.634B | 33.786 | 47.019 | 31.829 | 278.4 | 30:07.459 |
| 12 | 1 | 1:43.513 | 31.922 | 43.442 | 28.149 | 276.9 | 28:00.655 | 14 | 3 | 4:23.949 | 3:07.294 | 46.607 | 30.048 | 276.2 | 34:31.408 |
| 13 | 1 | 1:40.583 | 30.914 | 42.139 | 27.530 | 276.2 | 29:41.238 | 15 | 3 | 1:47.800 | 32.691 | 45.978 | 29.131 | 276.2 | 36:19.208 |
| 14 | 1 | 1:41.510 | 30.871 | 42.786 | 27.853 | 277.6 | 31:22.748 | 16 | 3 | 1:46.409 | 32.566 | 44.728 | 29.115 | 278.4 | 38:05.617 |
| 15 | 1 | 1:40.852 | 31.059 | 42.255 | 27.538 | 276.2 | 33:03.600 | 17 | 3 | 1:46.363 | 32.621 | 44.659 | 29.083 | 278.4 | 39:51.980 |
| 16 | 1 | 1:42.853 | 31.034 | 43.144 | 28.675 | 276.2 | 34:46.453 | 18 | 3 | 1:48.548 | 33.506 | 45.854 | 29.188 | 278.4 | 41:40.528 |
| 17 | 1 | 1:43.522 | 31.202 | 44.284 | 28.036 | 274.8 | 36:29.975 | 19 | 3 | 1:51.689B | 33.419 | 46.091 | 32.179 | 278.4 | 43:32.217 |
| 18 | 1 | 1:41.639 | 31.497 | 42.439 | 27.703 | 276.2 | 38:11.614 | 20 | 2 | 4:28.548 | 3:09.617 | 48.340 | 30.591 | 275.5 | 48:00.765 |
| 19 | 1 | 1:40.601 | 30.859 | 42.004 | 27.738 | 277.6 | 39:52.215 | 21 | 2 | 1:50.277 | 33.598 | 46.714 | 29.965 | 276.9 | 49:51.042 |
| 20 | 1 | 1:44.101B | 31.400 | 42.653 | 30.048 | 280.5 | 41:36.316 | 22 | 2 | 1:50.729 | 33.376 | 47.347 | 30.006 | 277.6 | 51:41.771 |
| 21 | 2 | 7:12.969 | 5:58.486 | 44.257 | 30.226 | 248.3 | 48:49.285 | 23 | 2 | 1:50.376 | 33.603 | 46.441 | 30.332 | 277.6 | 53:32.147 |
| 22 | 2 | 1:39.476 | 30.325 | 41.941 | 27.210 | 279.1 | 50:28.761 | 24 | 2 | 1:51.064 | 33.611 | 47.275 | 30.178 | 276.9 | 55:23.211 |
| 23 | 2 | 1:52.601 | 36.501 | 45.979 | 30.121 | 240.0 | 52:21.362 | 25 | 2 | 1:50.856 | 34.458 | 46.166 | 30.232 | 279.1 | 57:14.067 |
| 24 | 2 | 1:39.559 | 31.433 | 41.080 | 27.046 | 280.5 | 54:00.921 | 26 | 2 | 1:49.530 | 33.353 | 46.198 | 29.979 | 279.1 | 59:03.597 |
| 25 | 2 | 1:49.189B | 32.008 | 42.429 | 34.752 | 279.8 | 55:50.110 | 27 | 2 | 1:51.564 | 33.240 | 48.373 | 29.951 | 276.9 | 1:00:55.161 |
| 26 | 2 | 2:37.683 | 1:26.602 | 43.394 | 27.687 | 272.0 | 58:27.793 | | | | | | | | |
| 27 | 2 | 1:40.497 | 30.964 | 42.073 | 27.460 | 276.9 | 1:00:08.290 | | | | | | | | |

| Lap | D | Time | Sector 1 | Sector 2 | Sector 3 | T. Spd | Elapsed |
|-----|---|-----------|----------|----------|----------|--------|-------------|
| 1 | 2 | 8:45.302 | 7:24.629 | 49.916 | 30.757 | 268.7 | 8:45.302 |
| 2 | 2 | 1:54.837 | 35.429 | 48.735 | 30.673 | 272.0 | 10:40.139 |
| 3 | 2 | 1:50.690 | 33.910 | 46.608 | 30.172 | 271.4 | 12:30.829 |
| 4 | 2 | 1:52.192 | 34.563 | 47.858 | 29.771 | 273.4 | 14:23.021 |
| 5 | 2 | 1:51.376 | 33.612 | 47.410 | 30.354 | 274.8 | 16:14.397 |
| 6 | 2 | 1:55.232B | 34.442 | 49.039 | 31.751 | 272.7 | 18:09.629 |
| 7 | 2 | 5:49.594 | 4:34.052 | 46.185 | 29.357 | 273.4 | 23:59.223 |
| 8 | 2 | 1:46.718 | 32.706 | 44.821 | 29.191 | 274.1 | 25:45.941 |
| 9 | 2 | 1:47.782 | 33.814 | 44.657 | 29.311 | 272.7 | 27:33.723 |
| 10 | 2 | 1:46.822 | 32.965 | 44.545 | 29.312 | 272.7 | 29:20.545 |
| 11 | 2 | 1:56.337B | 33.107 | 47.714 | 35.516 | 257.8 | 31:16.882 |
| 12 | 1 | 6:39.428 | 5:20.211 | 47.613 | 31.604 | 272.0 | 37:56.310 |
| 13 | 1 | 1:46.591 | 32.733 | 44.263 | 29.595 | 274.8 | 39:42.901 |
| 14 | 1 | 1:46.366 | 32.466 | 44.179 | 29.721 | 276.9 | 41:29.267 |
| 15 | 1 | 1:56.327 | 34.786 | 45.161 | 36.380 | 178.5 | 43:25.594 |
| 16 | 1 | 1:47.219 | 32.440 | 45.312 | 29.467 | 273.4 | 45:12.813 |
| 17 | 1 | 1:49.371B | 32.895 | 45.153 | 31.323 | 274.8 | 47:02.184 |
| 18 | 3 | 6:28.627 | 5:12.531 | 46.447 | 29.649 | 272.7 | 53:30.811 |
| 19 | 3 | 1:50.719 | 33.614 | 46.703 | 30.402 | 274.1 | 55:21.530 |
| 20 | 3 | 1:50.767 | 34.976 | 46.275 | 29.516 | 274.8 | 57:12.297 |
| 21 | 3 | 1:49.881 | 34.326 | 46.071 | 29.484 | 274.8 | 59:02.178 |
| 22 | 3 | 1:51.715B | 33.683 | 47.790 | 30.242 | 274.8 | 1:00:53.893 |

| Lap | D | Time | Sector 1 | Sector 2 | Sector 3 | T. Spd | Elapsed |
|-----|---|----------|----------|----------|----------|--------|-----------|
| 1 | 1 | 5:32.380 | 3:51.709 | 1:02.483 | 38.188 | 254.7 | 5:32.380 |
| 2 | 1 | 2:10.819 | 42.284 | 55.266 | 33.269 | 272.0 | 7:43.199 |
| 3 | 1 | 2:04.191 | 36.784 | 50.814 | 36.593 | 273.4 | 9:47.390 |
| 4 | 1 | 1:59.352 | 36.019 | 51.263 | 32.070 | 276.2 | 11:46.742 |

| Lap | D | Time | Sector 1 | Sector 2 | Sector 3 | T. Spd | Elapsed |
|-----|---|-----------|----------|----------|----------|--------|-------------|
| 1 | 2 | 6:17.528 | 4:51.575 | 53.361 | 32.592 | 260.9 | 6:17.528 |
| 2 | 2 | 1:54.677 | 36.289 | 48.024 | 30.364 | 275.5 | 8:12.205 |
| 3 | 2 | 1:50.975 | 34.005 | 47.250 | 29.720 | 276.2 | 10:03.180 |
| 4 | 2 | 1:49.735 | 33.919 | 46.031 | 29.785 | 278.4 | 11:52.915 |
| 5 | 2 | 1:50.446 | 33.813 | 46.556 | 30.077 | 278.4 | 13:43.361 |
| 6 | 2 | 1:54.321 | 34.882 | 48.551 | 30.888 | 279.8 | 15:37.682 |
| 7 | 2 | 1:52.787 | 36.240 | 46.480 | 30.067 | 276.2 | 17:30.469 |
| 8 | 2 | 1:52.214 | 34.714 | 47.270 | 30.230 | 276.9 | 19:22.683 |
| 9 | 2 | 1:49.942 | 33.794 | 46.329 | 29.819 | 277.6 | 21:12.625 |
| 10 | 2 | 1:50.380 | 33.900 | 46.514 | 29.966 | 276.9 | 23:03.005 |
| 11 | 2 | 1:57.133B | 33.954 | 48.456 | 34.723 | 273.4 | 25:00.138 |
| 12 | 3 | 10:29.935 | 9:11.229 | 48.230 | 30.476 | 276.2 | 35:30.073 |
| 13 | 3 | 1:49.004 | 33.583 | 45.769 | 29.652 | 274.1 | 37:19.077 |
| 14 | 3 | 1:48.224 | 32.999 | 45.922 | 29.303 | 277.6 | 39:07.301 |
| 15 | 3 | 1:50.394B | 33.324 | 45.573 | 31.497 | 276.2 | 40:57.695 |
| 16 | 3 | 3:06.394 | 1:49.751 | 47.134 | 29.509 | 275.5 | 44:04.089 |
| 17 | 3 | 1:51.231 | 34.222 | 46.288 | 30.721 | 266.0 | 45:55.320 |
| 18 | 3 | 1:46.191 | 32.364 | 44.788 | 29.039 | 277.6 | 47:41.511 |
| 19 | 3 | 1:45.848 | 32.739 | 44.158 | 28.951 | 278.4 | 49:27.359 |
| 20 | 3 | 1:51.383B | 33.694 | 46.419 | 31.270 | 276.2 | 51:18.742 |
| 21 | 1 | 3:42.038 | 2:22.751 | 48.241 | 31.046 | 274.8 | 55:00.780 |
| 22 | 1 | 1:50.479 | 33.737 | 46.626 | 30.116 | 274.8 | 56:51.259 |
| 23 | 1 | 1:51.197 | 33.788 | 46.762 | 30.647 | 254.7 | 58:42.456 |
| 24 | 1 | 1:49.798 | 33.998 | 46.107 | 29.693 | 279.8 | 1:00:32.254 |

| Lap | D | Time | Sector 1 | Sector 2 | Sector 3 | T. Spd | Elapsed |
|-----|---|----------|----------|----------|----------|--------|----------|
| 1 | 1 | 2:21.281 | 57.945 | 51.890 | 31.446 | 269.3 | 2:21.281 |
| 2 | 1 | 1:55.163 | 36.412 | 48.088 | 30.663 | 272.0 | 4:16.444 |
| 3 | 1 | 1:54.210 | 34.791 | 48.309 | 31.110 | 270.7 | 6:10.654 |
| 4 | 1 | 1:55.410 | 35.224 | 48.402 | 31.784 | 270.7 | 8:06.064 |



FIA WEC
6 Hours of Silverstone
Free Practice 3
Sector Analysis

Personal Best Session Best B Crossing the finish line in pit lane

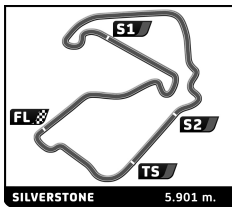
| Lap | D | Time | Sector 1 | Sector 2 | Sector 3 | T. Spd | Elapsed | Lap | D | Time | Sector 1 | Sector 2 | Sector 3 | T. Spd | Elapsed |
|-----|---|------------|----------|----------|----------|--------|-------------|-----|---|------------|----------|----------|----------|--------|-------------|
| 5 | 1 | 1:55.371 B | 35.335 | 48.519 | 31.517 | 270.7 | 10:01.435 | 3 | 1 | 1:54.293 | 36.008 | 48.196 | 30.089 | 273.4 | 6:44.132 |
| 6 | 3 | 2:45.057 | 1:24.720 | 50.395 | 29.942 | 270.7 | 12:46.492 | 4 | 1 | 1:52.805 | 34.222 | 48.566 | 30.017 | 273.4 | 8:36.937 |
| 7 | 3 | 1:50.482 | 35.053 | 45.973 | 29.456 | 274.8 | 14:36.974 | 5 | 1 | 1:51.502 | 34.013 | 47.139 | 30.350 | 274.8 | 10:28.439 |
| 8 | 3 | 1:52.735 | 33.299 | 49.534 | 29.902 | 274.8 | 16:29.709 | 6 | 1 | 1:51.221 | 33.792 | 46.976 | 30.453 | 275.5 | 12:19.660 |
| 9 | 3 | 1:49.536 B | 33.603 | 45.777 | 30.156 | 274.8 | 18:19.245 | 7 | 1 | 1:53.387 B | 34.491 | 47.113 | 31.783 | 274.8 | 14:13.047 |
| 10 | 3 | 3:34.958 | 2:17.876 | 47.204 | 29.878 | 275.5 | 21:54.203 | 8 | 1 | 3:32.494 | 2:15.997 | 47.108 | 29.389 | 274.1 | 17:45.541 |
| 11 | 3 | 1:49.258 | 33.711 | 45.634 | 29.913 | 275.5 | 23:43.461 | 9 | 1 | 1:46.443 | 32.672 | 44.359 | 29.412 | 276.9 | 19:31.984 |
| 12 | 3 | 1:52.567 | 34.553 | 45.082 | 32.932 | 274.8 | 25:36.028 | 10 | 1 | 1:46.143 | 32.751 | 44.097 | 29.295 | 276.2 | 21:18.127 |
| 13 | 3 | 1:50.567 B | 32.997 | 45.223 | 32.347 | 275.5 | 27:26.595 | 11 | 1 | 1:50.372 | 33.445 | 47.369 | 29.558 | 276.2 | 23:08.499 |
| 14 | 2 | 3:13.219 | 1:55.401 | 47.407 | 30.411 | 269.3 | 30:39.814 | 12 | 1 | 1:52.962 B | 33.369 | 46.317 | 33.276 | 272.7 | 25:01.461 |
| 15 | 2 | 1:49.309 | 33.888 | 45.769 | 29.652 | 272.0 | 32:29.123 | 13 | 3 | 4:20.078 | 3:02.125 | 46.182 | 31.771 | 273.4 | 29:21.539 |
| 16 | 2 | 1:48.958 | 33.854 | 45.501 | 29.603 | 270.0 | 34:18.081 | 14 | 3 | 1:49.651 | 33.084 | 46.665 | 29.902 | 273.4 | 31:11.190 |
| 17 | 2 | 1:49.211 | 33.400 | 46.129 | 29.682 | 272.0 | 36:07.292 | 15 | 3 | 1:46.222 | 32.748 | 44.439 | 29.035 | 274.1 | 32:57.412 |
| 18 | 2 | 1:51.505 B | 33.459 | 45.889 | 32.157 | 273.4 | 37:58.797 | 16 | 3 | 1:50.980 B | 32.678 | 46.557 | 31.745 | 274.8 | 34:48.392 |
| 19 | 2 | 5:52.892 B | 4:21.017 | 56.121 | 35.754 | 262.8 | 43:51.689 | 17 | 3 | 7:17.034 | 6:01.528 | 46.241 | 29.265 | 268.7 | 42:05.426 |
| 20 | 2 | 3:00.652 | 1:41.361 | 46.417 | 32.874 | 206.9 | 46:52.341 | 18 | 3 | 1:47.511 | 32.922 | 45.842 | 28.747 | 274.1 | 43:52.937 |
| 21 | 2 | 1:44.485 | 32.191 | 43.777 | 28.517 | 276.2 | 48:36.826 | 19 | 3 | 2:16.722 B | 32.591 | 1:13.829 | 30.302 | 272.7 | 46:09.659 |
| 22 | 2 | 1:49.030 B | 32.936 | 45.070 | 31.024 | 275.5 | 50:25.856 | 20 | 2 | 3:34.824 | 2:18.217 | 46.558 | 30.049 | 272.0 | 49:44.483 |
| 23 | 2 | 3:00.753 | 1:44.064 | 46.923 | 29.766 | 270.0 | 53:26.609 | 21 | 2 | 1:49.153 | 33.295 | 46.113 | 29.745 | 274.1 | 51:33.636 |
| 24 | 2 | 1:54.020 B | 35.187 | 45.421 | 33.412 | 268.7 | 55:20.629 | 22 | 2 | 1:49.333 | 33.162 | 46.237 | 29.934 | 274.1 | 53:22.969 |
| 25 | 2 | 2:09.133 | 53.717 | 45.364 | 30.052 | 272.7 | 57:29.762 | 23 | 2 | 1:49.653 | 33.159 | 46.496 | 29.998 | 273.4 | 55:12.622 |
| 26 | 2 | 1:46.732 | 32.673 | 44.813 | 29.246 | 274.1 | 59:16.494 | 24 | 2 | 1:48.501 | 33.068 | 46.042 | 29.391 | 274.8 | 57:01.123 |
| 27 | 2 | 1:48.636 | 34.191 | 45.116 | 29.329 | 273.4 | 1:01:05.130 | 25 | 2 | 1:51.015 | 33.289 | 46.018 | 31.708 | 274.8 | 58:52.138 |
| | | | | | | | | 26 | 2 | 1:52.910 | 34.086 | 48.079 | 30.745 | 268.0 | 1:00:45.048 |

| 28 | | TDS Racing | | Oreca 07 - Gibson | | | |
|----------------------|---|--------------------|----------|-------------------|--------|-------|-------------|
| 1.François PERRODO | | 3.Emmanuel COLLARD | | LMP2 | | | |
| 2.Matthieu VAXIVIERE | | | | | | | |
| 1 | 1 | 7:27.323 | 6:03.038 | 51.087 | 33.198 | 264.7 | 7:27.323 |
| 2 | 1 | 1:58.353 | 35.809 | 49.846 | 32.698 | 267.3 | 9:25.676 |
| 3 | 1 | 1:57.633 | 35.597 | 49.469 | 32.567 | 268.7 | 11:23.309 |
| 4 | 1 | 1:58.115 | 35.538 | 50.315 | 32.262 | 268.0 | 13:21.424 |
| 5 | 1 | 1:59.558 B | 36.211 | 50.089 | 33.258 | 268.0 | 15:20.982 |
| 6 | 1 | 3:32.811 | 2:11.694 | 49.096 | 32.021 | 272.0 | 18:53.793 |
| 7 | 1 | 1:53.786 | 34.832 | 47.314 | 31.640 | 268.7 | 20:47.579 |
| 8 | 1 | 1:51.696 | 33.982 | 46.844 | 30.870 | 271.4 | 22:39.275 |
| 9 | 1 | 1:51.229 | 33.671 | 46.914 | 30.644 | 272.7 | 24:30.504 |
| 10 | 1 | 1:52.552 | 33.893 | 47.702 | 30.957 | 270.0 | 26:23.056 |
| 11 | 1 | 1:53.095 B | 33.640 | 46.583 | 32.872 | 269.3 | 28:16.151 |
| 12 | 2 | 3:23.195 | 2:06.764 | 46.293 | 30.138 | 272.0 | 31:39.346 |
| 13 | 2 | 1:48.306 | 32.929 | 45.746 | 29.631 | 272.7 | 33:27.652 |
| 14 | 2 | 1:50.865 B | 34.484 | 44.978 | 31.403 | 272.7 | 35:18.517 |
| 15 | 2 | 2:46.427 | 1:30.320 | 46.754 | 29.353 | 274.1 | 38:04.944 |
| 16 | 2 | 1:44.105 | 31.789 | 43.581 | 28.735 | 274.1 | 39:49.049 |
| 17 | 2 | 1:47.856 B | 32.148 | 44.651 | 31.057 | 274.1 | 41:36.905 |
| 18 | 1 | 2:55.599 | 1:37.317 | 47.737 | 30.545 | 271.4 | 44:32.504 |
| 19 | 1 | 1:49.871 | 33.583 | 45.878 | 30.410 | 270.0 | 46:22.375 |
| 20 | 1 | 1:49.091 | 33.179 | 45.672 | 30.240 | 272.0 | 48:11.466 |
| 21 | 1 | 1:52.473 | 34.817 | 45.944 | 31.712 | 272.7 | 50:03.939 |
| 22 | 1 | 1:50.420 B | 33.520 | 45.744 | 31.156 | 272.0 | 51:54.359 |
| 23 | 3 | 3:07.957 | 1:51.269 | 46.668 | 30.020 | 270.0 | 55:02.316 |
| 24 | 3 | 1:49.950 | 33.386 | 46.441 | 30.123 | 270.7 | 56:52.266 |
| 25 | 3 | 1:52.385 | 33.420 | 49.234 | 29.731 | 270.7 | 58:44.651 |
| 26 | 3 | 1:50.876 | 35.342 | 45.960 | 29.574 | 271.4 | 1:00:35.527 |

| 31 | | Vaillante Rebellion | | Oreca 07 - Gibson | | | |
|-----------------|---|---------------------|----------|-------------------|--------|-------|----------|
| 1.Julien CANAL | | 3.Bruno SENNA | | LMP2 | | | |
| 2.Nicolas PROST | | | | | | | |
| 1 | 1 | 2:53.351 | 1:25.585 | 54.145 | 33.621 | 262.8 | 2:53.351 |
| 2 | 1 | 1:56.488 | 36.361 | 48.963 | 31.164 | 272.0 | 4:49.839 |

| 36 | | Signatech Alpine Matmut | | Alpine A470 - Gibson | | | |
|--------------------|---|-------------------------|----------|----------------------|--------|-------|-----------|
| 1.Nicolas LAPIERRE | | 3.Matthew RAO | | LMP2 | | | |
| 2.Gustavo MENEZES | | | | | | | |
| 1 | 2 | 2:36.965 | 1:15.489 | 49.516 | 31.960 | 275.5 | 2:36.965 |
| 2 | 2 | 1:56.435 | 35.249 | 49.266 | 31.920 | 275.5 | 4:33.400 |
| 3 | 2 | 1:54.787 | 35.216 | 48.552 | 31.019 | 274.1 | 6:28.187 |
| 4 | 2 | 1:55.938 | 34.720 | 49.759 | 31.459 | 274.8 | 8:24.125 |
| 5 | 2 | 1:57.529 | 35.129 | 50.564 | 31.836 | 272.7 | 10:21.654 |
| 6 | 2 | 1:57.293 | 35.975 | 49.766 | 31.552 | 274.8 | 12:18.947 |
| 7 | 2 | 1:58.380 B | 36.403 | 50.123 | 31.854 | 274.8 | 14:17.327 |
| 8 | 3 | 3:32.868 | 2:15.460 | 47.489 | 29.919 | 276.9 | 17:50.195 |
| 9 | 3 | 1:47.339 | 32.728 | 45.363 | 29.248 | 279.1 | 19:37.534 |
| 10 | 3 | 1:47.818 | 33.057 | 45.184 | 29.577 | 274.8 | 21:25.352 |
| 11 | 3 | 1:48.055 | 32.829 | 45.421 | 29.805 | 277.6 | 23:13.407 |
| 12 | 3 | 1:47.944 | 32.549 | 45.487 | 29.908 | 278.4 | 25:01.351 |
| 13 | 3 | 1:48.247 | 33.489 | 45.398 | 29.360 | 277.6 | 26:49.598 |
| 14 | 3 | 1:49.376 | 32.772 | 47.380 | 29.224 | 276.2 | 28:38.974 |
| 15 | 3 | 1:48.837 B | 32.514 | 44.587 | 31.736 | 277.6 | 30:27.811 |
| 16 | 1 | 4:57.578 | 3:41.699 | 46.122 | 29.757 | 275.5 | 35:25.389 |
| 17 | 1 | 1:46.492 | 32.440 | 45.065 | 28.987 | 276.9 | 37:11.881 |
| 18 | 1 | 1:45.981 | 32.620 | 44.511 | 28.850 | 277.6 | 38:57.862 |
| 19 | 1 | 1:46.764 | 32.517 | 44.669 | 29.578 | 279.8 | 40:44.626 |
| 20 | 1 | 1:47.837 | 32.967 | 45.576 | 29.294 | 277.6 | 42:32.463 |
| 21 | 1 | 1:51.287 B | 33.445 | 45.788 | 32.054 | 276.9 | 44:23.750 |
| 22 | 2 | 7:04.411 | 5:49.275 | 45.573 | 29.563 | 276.9 | 51:28.161 |
| 23 | 2 | 1:48.723 | 32.850 | 46.561 | 29.312 | 274.8 | 53:16.884 |
| 24 | 2 | 1:48.308 | 32.932 | 45.940 | 29.436 | 276.2 | 55:05.192 |
| 25 | 2 | 1:49.157 | 32.895 | 46.608 | 29.654 | 276.9 | 56:54.349 |
| 26 | 2 | 1:53.625 B | 33.108 | 48.469 | 32.048 | 274.1 | 58:47.974 |

| 37 | | Jackie Chan DC Racing | | Oreca 07 - Gibson | | | |
|----------------|---|-----------------------|----------|-------------------|--------|-------|----------|
| 1.David CHENG | | 3.Tristan GOMMENDY | | LMP2 | | | |
| 2.Alex BRUNDLE | | | | | | | |
| 1 | 1 | 8:26.366 | 6:52.290 | 58.990 | 35.086 | 259.0 | 8:26.366 |



FIA WEC
6 Hours of Silverstone
Free Practice 3
Sector Analysis

■ Personal Best ■ Session Best B Crossing the finish line in pit lane

| Lap | D | Time | Sector 1 | Sector 2 | Sector 3 | T. Spd | Elapsed | Lap | D | Time | Sector 1 | Sector 2 | Sector 3 | T. Spd | Elapsed |
|-----|---|-----------|----------|----------|----------|--------|-------------|-----|---|-----------|----------|----------|----------|--------|-------------|
| 2 | 1 | 2:03.848 | 37.772 | 52.849 | 33.227 | 271.4 | 10:30.214 | 3 | 1 | 1:59.570 | 36.478 | 50.628 | 32.464 | 241.1 | 17:29.380 |
| 3 | 1 | 1:59.374 | 36.445 | 50.661 | 32.268 | 270.7 | 12:29.588 | 4 | 1 | 1:59.542 | 36.413 | 50.582 | 32.547 | 241.6 | 19:28.922 |
| 4 | 1 | 2:01.211 | 36.621 | 51.037 | 33.553 | 270.0 | 14:30.799 | 5 | 1 | 1:59.168 | 36.432 | 50.331 | 32.405 | 242.2 | 21:28.090 |
| 5 | 1 | 2:04.044B | 36.862 | 53.546 | 33.636 | 268.0 | 16:34.843 | 6 | 1 | 2:02.616B | 37.256 | 51.529 | 33.831 | 242.2 | 23:30.706 |
| 6 | 1 | 7:02.876 | 5:35.465 | 54.145 | 33.266 | 265.4 | 23:37.719 | 7 | 1 | 4:41.654 | 3:16.470 | 51.731 | 33.453 | 224.5 | 28:12.360 |
| 7 | 1 | 1:54.003 | 34.748 | 48.489 | 30.766 | 275.5 | 25:31.722 | 8 | 1 | 2:00.547 | 36.400 | 50.350 | 33.797 | 242.2 | 30:12.907 |
| 8 | 1 | 1:51.416 | 34.097 | 47.291 | 30.028 | 276.9 | 27:23.138 | 9 | 1 | 1:58.588 | 36.330 | 49.962 | 32.296 | 241.6 | 32:11.495 |
| 9 | 1 | 1:49.537 | 33.365 | 46.298 | 29.874 | 278.4 | 29:12.675 | 10 | 1 | 2:03.169B | 36.436 | 51.674 | 35.059 | 220.4 | 34:14.664 |
| 10 | 1 | 1:56.976B | 33.893 | 49.483 | 33.600 | 272.7 | 31:09.651 | 11 | 2 | 3:29.081 | 2:05.244 | 51.276 | 32.561 | 244.3 | 37:43.745 |
| 11 | 3 | 3:58.301 | 2:42.693 | 46.432 | 29.176 | 277.6 | 35:07.952 | 12 | 2 | 2:00.311 | 36.683 | 50.301 | 33.327 | 242.2 | 39:44.056 |
| 12 | 3 | 2:05.546B | 35.587 | 49.813 | 40.146 | 165.9 | 37:13.498 | 13 | 2 | 1:59.703 | 36.885 | 50.436 | 32.382 | 243.8 | 41:43.759 |
| 13 | 3 | 9:00.202 | 7:43.283 | 47.224 | 29.695 | 272.7 | 46:13.700 | 14 | 2 | 1:59.613 | 36.182 | 50.722 | 32.709 | 238.4 | 43:43.372 |
| 14 | 3 | 1:48.622 | 33.302 | 45.698 | 29.622 | 274.8 | 48:02.322 | 15 | 2 | 1:59.397 | 36.222 | 50.732 | 32.443 | 241.6 | 45:42.769 |
| 15 | 3 | 1:49.313 | 33.166 | 47.036 | 29.111 | 276.9 | 49:51.635 | 16 | 2 | 1:59.774 | 36.442 | 50.205 | 33.127 | 241.6 | 47:42.543 |
| 16 | 3 | 1:48.372 | 33.124 | 45.804 | 29.444 | 276.2 | 51:40.007 | 17 | 2 | 2:00.355B | 36.361 | 50.257 | 33.737 | 241.6 | 49:42.898 |
| 17 | 3 | 1:47.244 | 32.888 | 44.643 | 29.713 | 276.9 | 53:27.251 | 18 | 2 | 3:05.946 | 1:37.025 | 56.840 | 32.081 | 241.1 | 52:48.844 |
| 18 | 3 | 1:52.892 | 34.677 | 46.400 | 31.815 | 274.8 | 55:20.143 | 19 | 2 | 1:57.268 | 35.694 | 49.494 | 32.080 | 241.1 | 54:46.112 |
| 19 | 3 | 1:49.014 | 34.578 | 45.087 | 29.349 | 274.8 | 57:09.157 | 20 | 2 | 2:01.012B | 35.794 | 50.855 | 34.363 | 233.8 | 56:47.124 |
| 20 | 3 | 1:47.051 | 32.903 | 44.559 | 29.589 | 276.9 | 58:56.208 | 21 | 1 | 2:58.202 | 1:34.293 | 50.728 | 33.181 | 242.2 | 59:45.326 |
| 21 | 3 | 1:49.108 | 33.660 | 45.243 | 30.205 | 276.9 | 1:00:45.316 | 22 | 1 | 1:57.812 | 35.901 | 49.780 | 32.131 | 242.7 | 1:01:43.138 |

38 Jackie Chan DC Racing Orega 07 - Gibson
1.Ho-Pin TUNG 3.Thomas LAURENT LMP2
2.Oliver JARVIS

| | | | | | | | |
|----|---|-----------|----------|--------|--------|-------|-------------|
| 1 | 1 | 3:27.158 | 1:57.103 | 56.488 | 33.567 | 263.4 | 3:27.158 |
| 2 | 1 | 1:56.616 | 35.133 | 50.525 | 30.958 | 269.3 | 5:23.774 |
| 3 | 1 | 1:48.258 | 32.836 | 45.790 | 29.632 | 274.1 | 7:12.032 |
| 4 | 1 | 1:52.049 | 32.967 | 49.289 | 29.793 | 271.4 | 9:04.081 |
| 5 | 1 | 1:47.011 | 32.752 | 45.401 | 28.858 | 275.5 | 10:51.092 |
| 6 | 1 | 1:52.449B | 34.620 | 46.915 | 30.914 | 273.4 | 12:43.541 |
| 7 | 3 | 3:30.441 | 2:12.164 | 47.982 | 30.295 | 273.4 | 16:13.982 |
| 8 | 3 | 1:50.645 | 34.316 | 47.097 | 29.232 | 274.8 | 18:04.627 |
| 9 | 3 | 1:48.078 | 33.107 | 45.178 | 29.793 | 274.8 | 19:52.705 |
| 10 | 3 | 1:47.338 | 33.281 | 44.827 | 29.230 | 275.5 | 21:40.043 |
| 11 | 3 | 1:48.586 | 33.947 | 45.259 | 29.380 | 275.5 | 23:28.629 |
| 12 | 3 | 1:48.606 | 33.115 | 46.046 | 29.445 | 274.8 | 25:17.235 |
| 13 | 3 | 1:47.203 | 33.070 | 44.997 | 29.136 | 274.8 | 27:04.438 |
| 14 | 3 | 1:47.244 | 33.263 | 44.782 | 29.199 | 273.4 | 28:51.682 |
| 15 | 3 | 1:50.898B | 33.115 | 45.588 | 32.195 | 275.5 | 30:42.580 |
| 16 | 2 | 3:59.861 | 2:40.731 | 48.887 | 30.243 | 272.7 | 34:42.441 |
| 17 | 2 | 1:49.386 | 33.632 | 45.941 | 29.813 | 275.5 | 36:31.827 |
| 18 | 2 | 1:49.419 | 33.681 | 46.317 | 29.421 | 274.1 | 38:21.246 |
| 19 | 2 | 1:50.485B | 33.404 | 46.027 | 31.054 | 273.4 | 40:11.731 |
| 20 | 2 | 2:50.686 | 1:36.073 | 45.366 | 29.247 | 272.0 | 43:02.417 |
| 21 | 2 | 1:45.574 | 32.663 | 44.226 | 28.685 | 274.1 | 44:47.991 |
| 22 | 2 | 1:50.781B | 32.890 | 46.048 | 31.843 | 271.4 | 46:38.772 |
| 23 | 3 | 3:49.248 | 2:32.197 | 46.802 | 30.249 | 260.9 | 50:28.020 |
| 24 | 3 | 1:46.396 | 32.481 | 45.161 | 28.754 | 272.7 | 52:14.416 |
| 25 | 3 | 1:45.344 | 32.505 | 44.150 | 28.689 | 275.5 | 53:59.760 |
| 26 | 3 | 1:45.922 | 32.421 | 44.435 | 29.066 | 274.8 | 55:45.682 |
| 27 | 3 | 1:47.359 | 32.760 | 44.096 | 30.503 | 275.5 | 57:33.041 |
| 28 | 3 | 1:46.663 | 33.106 | 44.493 | 29.064 | 276.9 | 59:19.704 |
| 29 | 3 | 1:46.643 | 32.759 | 44.732 | 29.152 | 275.5 | 1:01:06.347 |

51 AF Corse Ferrari 488 GTE
1.James CALADO LMGT E Pro
2.Alessandro PIER GUIDI

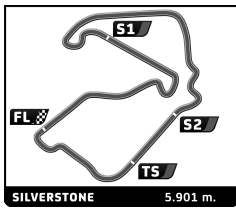
| | | | | | | | |
|---|---|-----------|--------|--------|--------|-------|-----------|
| 1 | 1 | 13:25.246 | ... | 59.433 | 35.749 | 237.9 | 13:25.246 |
| 2 | 1 | 2:04.564 | 38.173 | 53.191 | 33.200 | 241.1 | 15:29.810 |

54 Spirit of Race Ferrari 488 GTE
1.Thomas FLOHR LMGT E Am
2.Francesco CASTELLACCI 3.Miguel MOLINA

| | | | | | | | |
|----|---|-----------|----------|----------|--------|-------|-------------|
| 1 | 1 | 6:14.079 | 4:33.679 | 1:00.785 | 39.615 | 224.5 | 6:14.079 |
| 2 | 1 | 2:14.639 | 40.315 | 57.871 | 36.453 | 233.8 | 8:28.718 |
| 3 | 1 | 2:11.456 | 39.186 | 56.506 | 35.764 | 241.6 | 10:40.174 |
| 4 | 1 | 2:15.088 | 39.060 | 58.233 | 37.795 | 223.6 | 12:55.262 |
| 5 | 1 | 2:07.497 | 39.075 | 54.369 | 34.053 | 242.2 | 15:02.759 |
| 6 | 1 | 2:07.547B | 38.119 | 53.114 | 36.314 | 242.2 | 17:10.306 |
| 7 | 2 | 4:08.356 | 2:38.827 | 53.941 | 35.588 | 216.0 | 21:18.662 |
| 8 | 2 | 1:59.544 | 36.699 | 50.606 | 32.239 | 243.8 | 23:18.206 |
| 9 | 2 | 2:02.866 | 36.731 | 53.369 | 32.766 | 241.1 | 25:21.072 |
| 10 | 2 | 2:00.253B | 36.392 | 50.206 | 33.655 | 243.8 | 27:21.325 |
| 11 | 3 | 3:32.881 | 2:08.066 | 51.770 | 33.045 | 240.0 | 30:54.206 |
| 12 | 3 | 1:59.955 | 36.817 | 50.811 | 32.327 | 241.6 | 32:54.161 |
| 13 | 3 | 2:00.084 | 36.645 | 50.958 | 32.481 | 241.6 | 34:54.245 |
| 14 | 3 | 2:01.513B | 36.463 | 50.790 | 34.260 | 240.5 | 36:55.758 |
| 15 | 1 | 3:53.667 | 2:21.477 | 55.828 | 36.362 | 240.5 | 40:49.425 |
| 16 | 1 | 2:03.397 | 37.381 | 52.576 | 33.440 | 242.7 | 42:52.822 |
| 17 | 1 | 2:02.905 | 37.275 | 52.271 | 33.359 | 242.7 | 44:55.727 |
| 18 | 1 | 2:08.495B | 39.640 | 52.834 | 36.021 | 241.1 | 47:04.222 |
| 19 | 3 | 3:14.874 | 1:50.353 | 51.537 | 32.984 | 242.7 | 50:19.096 |
| 20 | 3 | 2:00.845 | 36.808 | 51.406 | 32.631 | 241.6 | 52:19.941 |
| 21 | 3 | 2:01.141 | 36.696 | 51.752 | 32.693 | 242.2 | 54:21.082 |
| 22 | 3 | 2:00.589 | 36.755 | 51.218 | 32.616 | 241.6 | 56:21.671 |
| 23 | 3 | 2:00.295 | 36.682 | 51.098 | 32.515 | 242.7 | 58:21.966 |
| 24 | 3 | 2:00.403 | 36.637 | 51.061 | 32.705 | 243.2 | 1:00:22.369 |

61 Clearwater Racing Ferrari 488 GTE
1.Weng Sun MOK LMGT E Am
2.Keita SAWA 3.Matt GRIFFIN

| | | | | | | | |
|---|---|----------|----------|----------|--------|-------|-----------|
| 1 | 2 | 2:56.177 | 1:20.130 | 1:00.738 | 35.309 | 239.5 | 2:56.177 |
| 2 | 2 | 2:07.203 | 38.386 | 54.499 | 34.318 | 240.5 | 5:03.380 |
| 3 | 2 | 2:04.015 | 38.018 | 52.640 | 33.357 | 241.6 | 7:07.395 |
| 4 | 2 | 2:04.480 | 37.276 | 53.078 | 34.126 | 242.2 | 9:11.875 |
| 5 | 2 | 2:02.106 | 37.389 | 51.681 | 33.036 | 243.2 | 11:13.981 |
| 6 | 2 | 2:01.793 | 37.044 | 51.774 | 32.975 | 244.3 | 13:15.774 |
| 7 | 2 | 2:01.652 | 37.216 | 51.440 | 32.996 | 244.3 | 15:17.426 |



FIA WEC
6 Hours of Silverstone
Free Practice 3
Sector Analysis

Personal Best Session Best B Crossing the finish line in pit lane

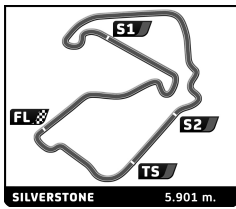
| Lap | D | Time | Sector 1 | Sector 2 | Sector 3 | T. Spd | Elapsed | Lap | D | Time | Sector 1 | Sector 2 | Sector 3 | T. Spd | Elapsed | | | | |
|-----|---|----------|----------|----------|----------|--------|---------|------|----|----------|----------|----------|----------|--------|----------|--------|--------|-------|-------------|
| 8 | 2 | 2:03.584 | B | 37.011 | 52.333 | 34.240 | 241.6 | 17 | 21 | 0:10.015 | 13 | 1 | 1:57.785 | B | 35.833 | 49.440 | 32.512 | 250.6 | 36:10.015 |
| 9 | 3 | 3:54.481 | | 2:28.608 | 52.919 | 32.954 | 243.8 | 21 | 15 | 0:20.211 | 14 | 2 | 3:10.196 | | 1:47.926 | 49.748 | 32.522 | 251.2 | 39:20.211 |
| 10 | 3 | 2:00.628 | | 36.562 | 51.447 | 32.619 | 244.3 | 23 | 15 | 0:16.791 | 15 | 2 | 1:56.580 | | 35.625 | 49.193 | 31.762 | 251.2 | 41:16.791 |
| 11 | 3 | 2:05.356 | B | 36.736 | 51.313 | 37.307 | 244.3 | 25 | 16 | 0:13.337 | 16 | 2 | 1:56.546 | | 35.680 | 49.128 | 31.738 | 250.6 | 43:13.337 |
| 12 | 3 | 3:22.034 | | 1:56.838 | 52.216 | 32.980 | 244.3 | 28 | 17 | 0:11.383 | 17 | 2 | 1:58.046 | B | 35.870 | 49.456 | 32.720 | 250.0 | 45:11.383 |
| 13 | 3 | 1:59.194 | | 36.047 | 50.431 | 32.716 | 244.3 | 30 | 18 | 0:25.334 | 18 | 3 | 4:13.951 | | 2:50.289 | 51.125 | 32.537 | 251.2 | 49:25.334 |
| 14 | 3 | 1:59.083 | | 36.041 | 50.469 | 32.573 | 244.3 | 32 | 19 | 0:23.892 | 19 | 3 | 1:58.558 | | 36.049 | 50.259 | 32.250 | 251.2 | 51:23.892 |
| 15 | 3 | 2:01.876 | B | 36.404 | 50.823 | 34.649 | 244.3 | 34 | 20 | 0:25.846 | 20 | 3 | 2:01.954 | | 36.286 | 50.457 | 35.211 | 249.4 | 53:25.846 |
| 16 | 1 | 4:38.290 | | 3:03.803 | 57.546 | 36.941 | 242.2 | 39 | 21 | 0:25.419 | 21 | 3 | 1:59.573 | | 36.251 | 50.782 | 32.540 | 250.6 | 55:25.419 |
| 17 | 1 | 2:10.390 | | 38.751 | 54.879 | 36.760 | 237.4 | 41 | 22 | 0:26.016 | 22 | 3 | 2:00.597 | | 36.147 | 51.793 | 32.657 | 249.4 | 57:26.016 |
| 18 | 1 | 2:08.812 | | 38.842 | 55.319 | 34.651 | 242.2 | 43 | 23 | 0:25.461 | 23 | 3 | 1:59.445 | | 36.310 | 50.666 | 32.469 | 250.6 | 59:25.461 |
| 19 | 1 | 2:07.433 | | 38.171 | 54.707 | 34.555 | 242.2 | 45 | 24 | 0:24.993 | 24 | 3 | 1:59.532 | | 36.342 | 50.831 | 32.359 | 251.7 | 1:01:24.993 |
| 20 | 1 | 2:07.265 | | 38.299 | 54.148 | 34.818 | 242.2 | 47 | | | | | | | | | | | |
| 21 | 1 | 2:11.287 | B | 38.147 | 55.056 | 38.084 | 238.9 | 50 | | | | | | | | | | | |
| 22 | 1 | 3:06.496 | | 1:39.092 | 53.554 | 33.850 | 243.8 | 53 | | | | | | | | | | | |
| 23 | 1 | 2:06.407 | | 38.032 | 53.852 | 34.523 | 243.2 | 55 | | | | | | | | | | | |
| 24 | 1 | 2:12.974 | | 39.479 | 56.186 | 37.309 | 244.3 | 57 | | | | | | | | | | | |
| 25 | 1 | 2:04.517 | | 37.975 | 52.759 | 33.783 | 244.3 | 59 | | | | | | | | | | | |
| 26 | 1 | 2:04.269 | | 38.169 | 52.561 | 33.539 | 244.3 | 1:01 | | | | | | | | | | | |

| 66 Ford Chip Ganassi Team UK Ford GT | | | | | | | | |
|--------------------------------------|---|-----------|---|-----------------|----------|--------|-------|-------------|
| 1.Stefan MÜCKE | | | | 3.Billy JOHNSON | | | | |
| 2.Olivier PLA LMGTE Pro | | | | | | | | |
| 1 | 1 | 4:05.286 | B | 2:19.669 | 1:03.345 | 42.272 | 200.7 | 4:05.286 |
| 2 | 1 | 10:00.218 | | 8:29.632 | 56.459 | 34.127 | 248.3 | 14:05.504 |
| 3 | 1 | 2:03.493 | | 37.547 | 53.091 | 32.855 | 248.8 | 16:08.997 |
| 4 | 1 | 2:02.127 | B | 36.879 | 51.801 | 33.447 | 250.0 | 18:11.124 |
| 5 | 1 | 5:04.077 | | 3:39.454 | 51.957 | 32.666 | 249.4 | 23:15.201 |
| 6 | 1 | 1:57.013 | | 35.750 | 49.456 | 31.807 | 250.6 | 25:12.214 |
| 7 | 1 | 1:56.628 | | 35.494 | 49.191 | 31.943 | 249.4 | 27:08.842 |
| 8 | 1 | 1:59.183 | B | 35.705 | 50.054 | 33.424 | 230.8 | 29:08.025 |
| 9 | 2 | 3:44.801 | | 2:22.010 | 50.567 | 32.224 | 249.4 | 32:52.826 |
| 10 | 2 | 1:58.243 | | 36.080 | 50.063 | 32.100 | 249.4 | 34:51.069 |
| 11 | 2 | 1:58.607 | | 36.029 | 50.113 | 32.465 | 244.3 | 36:49.676 |
| 12 | 2 | 1:59.781 | B | 36.088 | 49.905 | 33.788 | 248.8 | 38:49.457 |
| 13 | 2 | 6:29.039 | | 5:06.913 | 50.328 | 31.798 | 247.7 | 45:18.496 |
| 14 | 2 | 1:56.668 | | 35.577 | 49.254 | 31.837 | 248.8 | 47:15.164 |
| 15 | 2 | 1:57.426 | | 35.769 | 49.380 | 32.277 | 249.4 | 49:12.590 |
| 16 | 2 | 1:58.629 | B | 35.912 | 49.669 | 33.048 | 249.4 | 51:11.219 |
| 17 | 3 | 3:46.983 | | 2:23.472 | 51.205 | 32.306 | 248.3 | 54:58.202 |
| 18 | 3 | 2:00.265 | | 36.145 | 51.462 | 32.658 | 250.0 | 56:58.467 |
| 19 | 3 | 1:59.562 | | 36.320 | 50.551 | 32.691 | 249.4 | 58:58.029 |
| 20 | 3 | 1:59.055 | | 36.358 | 50.721 | 31.976 | 251.2 | 1:00:57.084 |

| 67 Ford Chip Ganassi Team UK Ford GT | | | | | | | | |
|--------------------------------------|---|----------|---|----------------------|--------|--------|-------|-----------|
| 1.Andy PRIAULX | | | | 3.Luis Felipe DERANI | | | | |
| 2.Harry TINCKNELL LMGTE Pro | | | | | | | | |
| 1 | 1 | 7:49.308 | B | 6:14.236 | 59.685 | 35.387 | 240.0 | 7:49.308 |
| 2 | 1 | 2:56.358 | | 1:29.158 | 53.319 | 33.881 | 248.3 | 10:45.666 |
| 3 | 1 | 2:00.384 | | 36.636 | 51.524 | 32.224 | 251.7 | 12:46.050 |
| 4 | 1 | 2:01.319 | | 37.032 | 51.868 | 32.419 | 252.3 | 14:47.369 |
| 5 | 1 | 1:58.391 | | 36.378 | 50.122 | 31.891 | 250.0 | 16:45.760 |
| 6 | 1 | 1:59.336 | B | 36.053 | 50.063 | 33.220 | 250.6 | 18:45.096 |
| 7 | 2 | 3:32.462 | | 2:09.242 | 50.894 | 32.326 | 251.7 | 22:17.558 |
| 8 | 2 | 1:59.403 | | 36.275 | 49.820 | 33.308 | 251.2 | 24:16.961 |
| 9 | 2 | 1:58.039 | | 36.227 | 49.765 | 32.047 | 251.2 | 26:15.000 |
| 10 | 2 | 1:58.610 | B | 36.489 | 49.769 | 32.352 | 250.6 | 28:13.610 |
| 11 | 1 | 4:02.387 | | 2:37.507 | 50.612 | 34.268 | 196.4 | 32:15.997 |
| 12 | 1 | 1:56.233 | | 35.452 | 49.148 | 31.633 | 250.6 | 34:12.230 |

| 71 AF Corse Ferrari 488 GTE | | | | | | | | |
|-----------------------------|---|-----------|---|-----------|--------|--------|-------|-------------|
| 1.Davide RIGON | | | | LMGTE Pro | | | | |
| 2.Sam BIRD | | | | | | | | |
| 1 | 2 | 16:11.962 | | ... | 52.870 | 33.302 | 241.1 | 16:11.962 |
| 2 | 2 | 2:00.492 | | 36.859 | 50.981 | 32.652 | 241.6 | 18:12.454 |
| 3 | 2 | 1:59.854 | | 36.553 | 50.693 | 32.608 | 240.5 | 20:12.308 |
| 4 | 2 | 1:59.567 | | 36.502 | 50.550 | 32.515 | 241.6 | 22:11.875 |
| 5 | 2 | 1:59.261 | | 36.391 | 50.423 | 32.447 | 241.6 | 24:11.136 |
| 6 | 2 | 2:00.779 | B | 36.563 | 50.577 | 33.639 | 241.6 | 26:11.915 |
| 7 | 2 | 4:39.433 | | 3:16.069 | 50.798 | 32.566 | 241.1 | 30:51.348 |
| 8 | 2 | 1:58.742 | | 36.300 | 50.122 | 32.320 | 241.1 | 32:50.090 |
| 9 | 2 | 2:00.141 | B | 36.294 | 50.168 | 33.679 | 242.7 | 34:50.231 |
| 10 | 1 | 4:38.106 | | 3:14.714 | 50.854 | 32.538 | 242.2 | 39:28.337 |
| 11 | 1 | 1:59.674 | | 36.397 | 50.889 | 32.388 | 242.2 | 41:28.011 |
| 12 | 1 | 2:00.228 | | 36.532 | 51.206 | 32.490 | 242.2 | 43:28.239 |
| 13 | 1 | 1:58.840 | | 36.315 | 50.069 | 32.456 | 241.6 | 45:27.079 |
| 14 | 1 | 1:58.837 | | 36.432 | 50.190 | 32.215 | 242.2 | 47:25.916 |
| 15 | 1 | 2:00.182 | B | 36.417 | 50.737 | 33.028 | 241.6 | 49:26.098 |
| 16 | 1 | 3:54.053 | | 2:31.185 | 50.233 | 32.635 | 233.8 | 53:20.151 |
| 17 | 1 | 1:58.918 | | 35.845 | 49.970 | 33.103 | 243.8 | 55:19.069 |
| 18 | 1 | 1:57.892 | | 35.942 | 50.024 | 31.926 | 242.7 | 57:16.961 |
| 19 | 1 | 1:57.901 | | 36.071 | 49.796 | 32.034 | 242.7 | 59:14.862 |
| 20 | 1 | 2:00.514 | B | 36.258 | 50.424 | 33.832 | 242.7 | 1:01:15.376 |

| 77 Dempsey-Proton Racing Porsche 911 RSR (991) | | | | | | | | |
|--|---|----------|---|-----------------|----------|--------|-------|-----------|
| 1.Christian RIED | | | | 3.Marvin DIENST | | | | |
| 2.Matteo CAIROLI LMGTE Am | | | | | | | | |
| 1 | 3 | 3:49.374 | | 2:12.411 | 1:00.950 | 36.013 | 242.7 | 3:49.374 |
| 2 | 3 | 2:10.393 | | 40.272 | 55.397 | 34.724 | 243.2 | 5:59.767 |
| 3 | 3 | 2:07.870 | | 38.246 | 54.789 | 34.835 | 243.8 | 8:07.637 |
| 4 | 3 | 2:07.263 | | 38.114 | 54.661 | 34.488 | 243.8 | 10:14.900 |
| 5 | 3 | 2:06.488 | | 38.074 | 54.091 | 34.323 | 244.3 | 12:21.388 |
| 6 | 3 | 2:06.852 | | 38.079 | 53.905 | 34.868 | 244.3 | 14:28.240 |
| 7 | 3 | 2:07.732 | | 38.058 | 55.162 | 34.512 | 244.9 | 16:35.972 |
| 8 | 3 | 2:06.482 | B | 38.160 | 53.650 | 34.672 | 244.9 | 18:42.454 |
| 9 | 2 | 3:46.714 | | 2:18.065 | 52.882 | 35.767 | 188.5 | 22:29.168 |
| 10 | 2 | 2:04.131 | | 37.632 | 52.405 | 34.094 | 243.8 | 24:33.299 |
| 11 | 2 | 2:04.218 | B | 37.727 | 52.748 | 33.743 | 243.8 | 26:37.517 |
| 12 | 2 | 5:13.046 | | 3:47.756 | 51.385 | 33.905 | 240.0 | 31:50.563 |
| 13 | 2 | 1:59.840 | | 36.280 | 50.808 | 32.752 | 243.8 | 33:50.403 |
| 14 | 2 | 2:00.066 | | 36.478 | 50.843 | 32.745 | 243.8 | 35:50.469 |
| 15 | 2 | 2:01.609 | B | 36.775 | 51.282 | 33.552 | 244.9 | 37:52.078 |
| 16 | 1 | 4:04.998 | | 2:37.392 | 53.414 | 34.192 | 242.7 | 41:57.076 |
| 17 | 1 | 2:04.247 | | 37.653 | 52.881 | 33.713 | 242.2 | 44:01.323 |
| 18 | 1 | 2:04.861 | | 38.143 | 52.824 | 33.894 | 242.2 | 46:06.184 |
| 19 | 1 | 2:04.299 | | 37.540 | 52.899 | 33.860 | 243.2 | 48:10.483 |



FIA WEC
6 Hours of Silverstone
Free Practice 3
Sector Analysis

■ Personal Best ■ Session Best B Crossing the finish line in pit lane

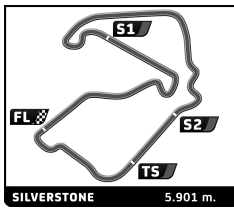
| Lap | D | Time | Sector 1 | Sector 2 | Sector 3 | T. Spd | Elapsed | Lap | D | Time | Sector 1 | Sector 2 | Sector 3 | T. Spd | Elapsed |
|-----|---|------------|----------|----------|----------|--------|-------------|-----|---|------------|----------|----------|----------|--------|-------------|
| 20 | 1 | 2:03.487 | 37.566 | 52.495 | 33.426 | 244.3 | 50:13.970 | 23 | 2 | 2:01.066 | 36.861 | 51.390 | 32.815 | 246.0 | 52:42.891 |
| 21 | 1 | 2:12.282 | 37.495 | 58.058 | 36.729 | 226.9 | 52:26.252 | 24 | 2 | 2:01.167 | 36.747 | 51.496 | 32.924 | 245.5 | 54:44.058 |
| 22 | 1 | 2:05.515 | 38.134 | 53.178 | 34.203 | 243.2 | 54:31.767 | 25 | 2 | 2:01.728 | 36.905 | 51.652 | 33.171 | 246.0 | 56:45.786 |
| 23 | 1 | 2:04.558 | 37.506 | 52.620 | 34.432 | 243.8 | 56:36.325 | 26 | 2 | 2:03.200 | 36.976 | 52.976 | 33.248 | 247.1 | 58:48.986 |
| 24 | 1 | 2:05.349 | 38.002 | 53.454 | 33.893 | 243.8 | 58:41.674 | 27 | 2 | 2:22.783 B | 41.696 | 1:03.024 | 38.063 | 196.4 | 1:01:11.769 |
| 25 | 1 | 2:07.695 B | 38.709 | 53.792 | 35.194 | 244.3 | 1:00:49.369 | | | | | | | | |

| 86 | | Gulf Racing UK | | Porsche 911 RSR (991) | | | |
|----|---|-----------------------|----------|-----------------------|--------|-------|-------------|
| | | 1. Michael WAINWRIGHT | | LMGTE Am | | | |
| | | 2. Benjamin BARKER | | | | | |
| 1 | 2 | 2:44.285 | 1:14.571 | 55.403 | 34.311 | 245.5 | 2:44.285 |
| 2 | 2 | 2:04.021 | 38.106 | 52.645 | 33.270 | 246.0 | 4:48.306 |
| 3 | 2 | 2:04.102 | 37.445 | 53.216 | 33.441 | 246.0 | 6:52.408 |
| 4 | 2 | 2:04.554 B | 37.394 | 52.489 | 34.671 | 245.5 | 8:56.962 |
| 5 | 3 | 4:19.577 | 2:49.773 | 54.128 | 35.676 | 245.5 | 13:16.539 |
| 6 | 3 | 2:04.290 | 37.683 | 52.957 | 33.650 | 246.0 | 15:20.829 |
| 7 | 3 | 2:03.472 | 37.296 | 52.633 | 33.543 | 245.5 | 17:24.301 |
| 8 | 3 | 2:05.097 B | 37.590 | 53.009 | 34.498 | 244.9 | 19:29.398 |
| 9 | 3 | 4:25.670 | 2:57.197 | 53.203 | 35.270 | 214.3 | 23:55.068 |
| 10 | 3 | 2:02.825 | 37.399 | 52.191 | 33.235 | 247.1 | 25:57.893 |
| 11 | 3 | 2:02.356 | 37.140 | 51.852 | 33.364 | 246.6 | 28:00.249 |
| 12 | 3 | 2:02.397 | 37.322 | 51.814 | 33.261 | 247.7 | 30:02.646 |
| 13 | 3 | 2:02.353 | 37.007 | 52.134 | 33.212 | 246.6 | 32:04.999 |
| 14 | 3 | 2:03.657 | 37.125 | 52.985 | 33.547 | 247.1 | 34:08.656 |
| 15 | 3 | 2:03.343 B | 37.861 | 53.432 | 32.050 | 246.6 | 36:11.999 |
| 16 | 1 | 7:20.040 | 5:48.421 | 56.263 | 35.356 | 243.2 | 43:32.039 |
| 17 | 1 | 2:08.827 | 39.013 | 54.793 | 35.021 | 243.8 | 45:40.866 |
| 18 | 1 | 2:11.413 | 39.287 | 56.762 | 35.364 | 243.2 | 47:52.279 |
| 19 | 1 | 2:12.566 | 39.185 | 57.074 | 36.307 | 242.7 | 50:04.845 |
| 20 | 1 | 2:11.400 B | 39.454 | 55.694 | 36.252 | 244.9 | 52:16.245 |
| 21 | 1 | 4:20.837 | 2:41.573 | 1:00.441 | 38.823 | 239.5 | 56:37.082 |
| 22 | 1 | 2:15.000 | 41.077 | 57.669 | 36.254 | 243.2 | 58:52.082 |
| 23 | 1 | 2:12.800 | 40.309 | 57.074 | 35.417 | 244.9 | 1:01:04.882 |

| 91 | | Porsche GT Team | | Porsche 911 RSR | | | |
|----|---|------------------------|----------|-----------------|--------|-------|-----------|
| | | 1. Richard LIETZ | | LMGTE Pro | | | |
| | | 2. Frédéric MAKOWIECKI | | | | | |
| 1 | 2 | 2:46.229 | 1:15.901 | 56.128 | 34.200 | 243.8 | 2:46.229 |
| 2 | 2 | 2:03.050 | 37.391 | 52.540 | 33.119 | 246.0 | 4:49.279 |
| 3 | 2 | 2:01.165 | 36.852 | 51.835 | 32.478 | 245.5 | 6:50.444 |
| 4 | 2 | 1:59.540 | 36.191 | 50.937 | 32.412 | 244.9 | 8:49.984 |
| 5 | 2 | 1:59.661 | 36.244 | 50.850 | 32.567 | 246.0 | 10:49.645 |
| 6 | 2 | 2:00.064 | 36.278 | 51.210 | 32.576 | 245.5 | 12:49.709 |
| 7 | 2 | 2:00.227 | 36.276 | 51.138 | 32.813 | 244.9 | 14:49.936 |
| 8 | 2 | 2:01.273 | 36.862 | 51.375 | 33.036 | 246.6 | 16:51.209 |
| 9 | 2 | 2:03.138 | 37.249 | 52.381 | 33.508 | 246.6 | 18:54.347 |
| 10 | 2 | 2:03.273 | 37.237 | 52.658 | 33.378 | 244.3 | 20:57.620 |
| 11 | 2 | 2:01.694 | 36.943 | 51.773 | 32.978 | 246.6 | 22:59.314 |
| 12 | 2 | 2:01.933 | 36.901 | 51.837 | 33.195 | 245.5 | 25:01.247 |
| 13 | 2 | 2:03.137 | 37.395 | 52.159 | 33.583 | 243.2 | 27:04.384 |
| 14 | 2 | 2:03.217 | 37.313 | 52.491 | 33.413 | 243.8 | 29:07.601 |
| 15 | 2 | 2:03.316 | 36.969 | 53.099 | 33.248 | 243.8 | 31:10.917 |
| 16 | 2 | 2:02.484 | 37.069 | 52.211 | 33.204 | 243.8 | 33:13.401 |
| 17 | 2 | 2:02.259 | 37.017 | 51.911 | 33.331 | 243.8 | 35:15.660 |
| 18 | 2 | 2:04.656 B | 36.896 | 54.092 | 33.668 | 246.0 | 37:20.316 |
| 19 | 2 | 7:18.003 | 5:52.849 | 52.167 | 32.987 | 245.5 | 44:38.319 |
| 20 | 2 | 2:01.449 | 37.051 | 51.438 | 32.960 | 246.0 | 46:39.768 |
| 21 | 2 | 2:01.011 | 36.882 | 51.361 | 32.768 | 247.1 | 48:40.779 |
| 22 | 2 | 2:01.046 | 36.845 | 51.482 | 32.719 | 246.6 | 50:41.825 |

| 92 | | Porsche GT Team | | Porsche 911 RSR | | | |
|----|---|------------------------|----------|-----------------|--------|-------|-----------|
| | | 1. Michael CHRISTENSEN | | LMGTE Pro | | | |
| | | 2. Kevin ESTRE | | | | | |
| 1 | 1 | 10:24.203 | 8:56.459 | 54.280 | 33.464 | 243.8 | 10:24.203 |
| 2 | 1 | 2:01.364 | 36.905 | 51.952 | 32.507 | 245.5 | 12:25.567 |
| 3 | 1 | 2:01.838 | 36.679 | 51.647 | 33.512 | 247.1 | 14:27.405 |
| 4 | 1 | 2:00.140 | 36.543 | 51.175 | 32.422 | 246.6 | 16:27.545 |
| 5 | 1 | 1:59.752 | 36.381 | 51.031 | 32.340 | 246.6 | 18:27.297 |
| 6 | 1 | 1:59.934 | 36.537 | 50.876 | 32.521 | 246.0 | 20:27.231 |
| 7 | 1 | 2:00.074 | 36.599 | 50.921 | 32.554 | 246.0 | 22:27.305 |
| 8 | 1 | 1:59.789 | 36.682 | 50.780 | 32.327 | 246.6 | 24:27.094 |
| 9 | 1 | 1:59.995 | 36.414 | 50.923 | 32.658 | 247.1 | 26:27.089 |
| 10 | 1 | 2:00.001 | 36.889 | 50.787 | 32.325 | 245.5 | 28:27.090 |
| 11 | 1 | 1:59.685 | 36.475 | 50.673 | 32.537 | 246.0 | 30:26.775 |
| 12 | 1 | 2:00.009 | 36.546 | 51.031 | 32.432 | 245.5 | 32:26.784 |
| 13 | 1 | 2:00.115 | 36.704 | 50.969 | 32.442 | 245.5 | 34:26.899 |
| 14 | 1 | 2:00.272 | 36.520 | 50.786 | 32.966 | 247.1 | 36:27.171 |
| 15 | 1 | 2:00.635 | 36.953 | 51.151 | 32.531 | 247.7 | 38:27.806 |
| 16 | 1 | 2:00.358 | 36.645 | 51.133 | 32.580 | 246.6 | 40:28.164 |
| 17 | 1 | 1:59.993 | 36.582 | 50.899 | 32.512 | 246.6 | 42:28.157 |
| 18 | 1 | 2:00.424 | 36.537 | 51.163 | 32.724 | 246.0 | 44:28.581 |
| 19 | 1 | 2:05.985 B | 39.736 | 52.739 | 33.510 | 245.5 | 46:34.566 |

| 95 | | Aston Martin Racing | | Aston Martin VANTAGE | | | |
|----|---|---------------------|----------|----------------------|--------|-------|-------------|
| | | 1. Nicki THILM | | LMGTE Pro | | | |
| | | 2. Marco SØRENSEN | | | | | |
| | | 3. Richie STANAWAY | | | | | |
| 1 | 3 | 2:29.456 | 1:00.968 | 54.878 | 33.610 | 248.8 | 2:29.456 |
| 2 | 3 | 2:04.481 | 37.697 | 53.148 | 33.636 | 251.7 | 4:33.937 |
| 3 | 3 | 2:03.751 | 37.759 | 52.641 | 33.351 | 251.2 | 6:37.688 |
| 4 | 3 | 2:02.464 | 37.074 | 52.233 | 33.157 | 251.7 | 8:40.152 |
| 5 | 3 | 2:02.263 | 37.093 | 52.115 | 33.055 | 250.6 | 10:42.415 |
| 6 | 3 | 2:03.225 | 37.373 | 52.730 | 33.122 | 251.2 | 12:45.640 |
| 7 | 3 | 2:02.809 | 37.048 | 52.146 | 33.615 | 247.7 | 14:48.449 |
| 8 | 3 | 2:02.451 | 37.098 | 52.147 | 33.206 | 251.2 | 16:50.900 |
| 9 | 3 | 2:02.633 | 37.282 | 52.139 | 33.212 | 250.6 | 18:53.533 |
| 10 | 3 | 2:10.180 | 38.002 | 58.912 | 33.266 | 251.2 | 21:03.713 |
| 11 | 3 | 2:02.500 | 37.061 | 52.183 | 33.256 | 252.3 | 23:06.213 |
| 12 | 3 | 2:03.477 B | 37.541 | 52.998 | 32.938 | 251.7 | 25:09.690 |
| 13 | 1 | 3:37.373 | 2:10.804 | 51.510 | 35.059 | 196.7 | 28:47.063 |
| 14 | 1 | 1:59.694 | 36.514 | 50.779 | 32.401 | 250.6 | 30:46.757 |
| 15 | 1 | 1:59.597 | 36.369 | 50.748 | 32.480 | 250.6 | 32:46.354 |
| 16 | 1 | 2:00.142 | 36.558 | 50.899 | 32.685 | 251.2 | 34:46.496 |
| 17 | 1 | 1:59.898 | 36.611 | 50.746 | 32.541 | 250.6 | 36:46.394 |
| 18 | 1 | 2:00.164 | 36.458 | 50.986 | 32.720 | 251.2 | 38:46.558 |
| 19 | 1 | 2:00.672 | 36.561 | 51.111 | 33.000 | 251.7 | 40:47.230 |
| 20 | 1 | 2:00.914 B | 36.781 | 51.165 | 32.968 | 251.2 | 42:48.144 |
| 21 | 2 | 6:51.460 | 5:26.078 | 52.181 | 33.201 | 250.0 | 49:39.604 |
| 22 | 2 | 2:01.707 | 36.890 | 51.470 | 33.347 | 250.6 | 51:41.311 |
| 23 | 2 | 2:00.846 | 36.999 | 51.083 | 32.764 | 250.0 | 53:42.157 |
| 24 | 2 | 2:00.707 | 36.742 | 51.221 | 32.744 | 250.0 | 55:42.864 |
| 25 | 2 | 2:01.171 | 37.061 | 51.292 | 32.818 | 250.6 | 57:44.035 |
| 26 | 2 | 2:02.474 | 36.910 | 52.281 | 33.283 | 251.7 | 59:46.509 |
| 27 | 2 | 2:01.238 | 36.933 | 51.490 | 32.815 | 251.7 | 1:01:47.747 |



FIA WEC
6 Hours of Silverstone
Free Practice 3
Sector Analysis

■ Personal Best ■ Session Best B Crossing the finish line in pit lane

| Lap | D | Time | Sector 1 | Sector 2 | Sector 3 | T. Spd | Elapsed | Lap | D | Time | Sector 1 | Sector 2 | Sector 3 | T. Spd | Elapsed |
|-----------|----------------------------|-----------------|------------------------------------|---------------|-----------------|-------------------------------------|-----------|-----|---|------|----------|----------|----------|--------|---------|
| 97 | Aston Martin Racing | | 1.Darren TURNER 2.Jonathan ADAM | | 3.Daniel SERRA | Aston Martin VANTAGE LMGTE Pro | | | | | | | | | |
| 1 | 3 | 3:35.383 | 2:03.204 | 56.794 | 35.385 | 248.8 | 3:35.383 | | | | | | | | |
| 2 | 3 | 2:05.734 | 37.758 | 54.511 | 33.465 | 251.2 | 5:41.117 | | | | | | | | |
| 3 | 3 | 2:02.625 | 37.045 | 52.421 | 33.159 | 251.2 | 7:43.742 | | | | | | | | |
| 4 | 3 | 2:02.121 | 37.178 | 51.921 | 33.022 | 253.5 | 9:45.863 | | | | | | | | |
| 5 | 3 | 2:02.959 | 36.618 | 51.502 | 34.839 | 252.9 | 11:48.822 | | | | | | | | |
| 6 | 3 | 2:01.038 | 36.688 | 51.715 | 32.635 | 253.5 | 13:49.860 | | | | | | | | |
| 7 | 3 | 2:01.604 | 37.239 | 51.747 | 32.618 | 252.9 | 15:51.464 | | | | | | | | |
| 8 | 3 | 2:00.866 | 36.756 | 51.493 | 32.617 | 252.9 | 17:52.330 | | | | | | | | |
| 9 | 3 | 2:00.276 | 36.583 | 51.176 | 32.517 | 254.1 | 19:52.606 | | | | | | | | |
| 10 | 3 | 1:59.978 | 36.554 | 50.963 | 32.461 | 253.5 | 21:52.584 | | | | | | | | |
| 11 | 3 | 2:00.871 | 36.843 | 51.218 | 32.810 | 254.1 | 23:53.455 | | | | | | | | |
| 12 | 3 | 1:59.984 | 36.367 | 50.953 | 32.664 | 253.5 | 25:53.439 | | | | | | | | |
| 13 | 3 | 2:01.439 B | 36.684 | 51.128 | 33.627 | 252.9 | 27:54.878 | | | | | | | | |
| 14 | 1 | 3:36.779 | 2:12.704 | 51.654 | 32.421 | 253.5 | 31:31.657 | | | | | | | | |
| 15 | 1 | 1:59.853 | 36.385 | 50.909 | 32.559 | 252.9 | 33:31.510 | | | | | | | | |
| 16 | 1 | 2:00.216 | 36.404 | 50.877 | 32.935 | 252.9 | 35:31.726 | | | | | | | | |
| 17 | 1 | 1:59.760 | 36.481 | 50.777 | 32.502 | 252.9 | 37:31.486 | | | | | | | | |
| 18 | 1 | 1:59.591 | 36.365 | 50.827 | 32.399 | 253.5 | 39:31.077 | | | | | | | | |
| 19 | 1 | 1:59.667 | 36.280 | 50.601 | 32.786 | 254.7 | 41:30.744 | | | | | | | | |
| 20 | 1 | 2:00.399 B | 36.312 | 50.730 | 33.357 | 254.1 | 43:31.143 | | | | | | | | |
| 21 | 2 | 5:57.337 | 4:32.373 | 51.757 | 33.207 | 251.2 | 49:28.480 | | | | | | | | |
| 22 | 2 | 2:00.870 | 36.661 | 51.274 | 32.935 | 252.3 | 51:29.350 | | | | | | | | |
| 23 | 2 | 2:00.125 | 36.393 | 50.952 | 32.780 | 252.9 | 53:29.475 | | | | | | | | |
| 24 | 2 | 2:00.917 | 36.710 | 51.523 | 32.684 | 250.6 | 55:30.392 | | | | | | | | |
| 25 | 2 | 2:00.187 | 36.456 | 50.732 | 32.999 | 252.9 | 57:30.579 | | | | | | | | |
| 26 | 2 | 2:07.258 B | 36.514 | 50.839 | 39.905 | 252.3 | 59:37.837 | | | | | | | | |
| 98 | Aston Martin Racing | | 1.Paul DALLA LANA 2.Pedro LAMY | | 3.Mathias LAUDA | Aston Martin V8 Vantage LMGTE Am | | | | | | | | | |
| 1 | 3 | 2:20.255 | 46.810 | 57.603 | 35.842 | 245.5 | 2:20.255 | | | | | | | | |
| 2 | 3 | 2:09.747 | 39.564 | 55.424 | 34.759 | 246.0 | 4:30.002 | | | | | | | | |
| 3 | 3 | 2:08.796 | 38.714 | 54.780 | 35.302 | 247.1 | 6:38.798 | | | | | | | | |
| 4 | 3 | 2:04.747 | 37.822 | 53.373 | 33.552 | 247.7 | 8:43.545 | | | | | | | | |
| 5 | 3 | 2:04.947 | 37.621 | 53.782 | 33.544 | 248.8 | 10:48.492 | | | | | | | | |
| 6 | 3 | 2:09.614 B | 38.288 | 53.294 | 38.032 | 248.3 | 12:58.106 | | | | | | | | |
| 7 | 1 | 6:36.569 | 5:09.217 | 53.173 | 34.179 | 246.6 | 19:34.675 | | | | | | | | |
| 8 | 1 | 2:04.221 | 37.267 | 52.694 | 34.260 | 247.1 | 21:38.896 | | | | | | | | |
| 9 | 1 | 2:03.251 | 37.487 | 52.142 | 33.622 | 247.1 | 23:42.147 | | | | | | | | |
| 10 | 1 | 2:02.865 | 37.437 | 51.988 | 33.440 | 247.7 | 25:45.012 | | | | | | | | |
| 11 | 1 | 2:03.495 B | 37.321 | 51.994 | 34.180 | 247.1 | 27:48.507 | | | | | | | | |
| 12 | 2 | 3:34.168 | 2:07.850 | 52.654 | 33.664 | 248.8 | 31:22.675 | | | | | | | | |
| 13 | 2 | 2:02.359 | 37.304 | 51.769 | 33.286 | 248.3 | 33:25.034 | | | | | | | | |
| 14 | 2 | 2:02.069 | 37.547 | 51.437 | 33.085 | 249.4 | 35:27.103 | | | | | | | | |
| 15 | 2 | 2:01.610 B | 36.810 | 51.660 | 33.140 | 250.0 | 37:28.713 | | | | | | | | |
| 16 | 2 | 3:13.312 | 1:49.374 | 51.435 | 32.503 | 250.6 | 40:42.025 | | | | | | | | |
| 17 | 2 | 1:58.691 | 36.035 | 50.478 | 32.178 | 250.6 | 42:40.716 | | | | | | | | |
| 18 | 2 | 2:02.160 B | 36.687 | 51.629 | 33.844 | 249.4 | 44:42.876 | | | | | | | | |
| 19 | 1 | 3:33.126 | 1:57.310 | 58.781 | 37.035 | 170.3 | 48:16.002 | | | | | | | | |
| 20 | 1 | 2:01.433 | 36.936 | 51.040 | 33.457 | 248.3 | 50:17.435 | | | | | | | | |
| 21 | 1 | 2:01.434 | 36.991 | 51.457 | 32.986 | 247.1 | 52:18.869 | | | | | | | | |
| 22 | 1 | 3:47.116 B | 37.429 | 1:44.078 | 1:25.609 | 61.9 | 56:05.985 | | | | | | | | |