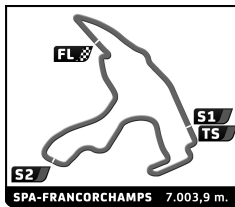


FIA WEC
6 Hours of Spa-Francorchamps
Free Practice 1
Sector Analysis

Personal Best Session Best B Crossing the finish line in pit lane


Lap	D	Time	Sector 1	Sector 2	Sector 3	T. Spd	Elapsed	Lap	D	Time	Sector 1	Sector 2	Sector 3	T. Spd	Elapsed	
1		Porsche LMP Team		3.Nick TANDY		Porsche 919 Hybrid LMP1 - H		17	2	1:59.955	33.860	55.727	30.368	272.3	47:33.424	
		1.Neel JANI						18	2	1:59.269	33.677	54.790	30.802	276.4	49:32.693	
		2.André LOTTERER						19	2	1:59.028	33.839	54.432	30.757	285.2	51:31.721	
1	1	2:13.847	40.728	1:01.374	31.745	252.0	2:13.847	20	2	2:07.400	B	33.957	55.794	37.649	280.0	53:39.121
2	1	2:11.246	34.582	1:00.317	36.347	282.2	4:25.093	21	3	3:37.991	2:08.840	57.685	31.466	280.0	57:17.112	
3	1	1:59.447	33.857	55.122	30.468	269.6	6:24.540	22	3	2:03.597	35.487	56.649	31.461	277.8	59:20.709	
4	1	1:59.090	33.839	54.568	30.683	262.4	8:23.630	23	3	1:59.729	33.994	55.165	30.570	272.3	1:01:20.438	
5	1	1:58.882	33.878	54.506	30.498	256.2	10:22.512	24	3	2:00.565	33.983	55.505	31.077	265.6	1:03:21.003	
6	1	1:58.869	33.715	54.376	30.778	263.6	12:21.381	25	3	2:00.499	33.844	55.895	30.760	264.9	1:05:21.502	
7	1	2:07.247	B	33.914	54.573	38.760	264.9	14:28.628	26	3	2:01.036	34.251	55.843	30.942	270.9	1:07:22.538
8	1	10:27.561	8:56.863	57.818	32.880	292.9	24:56.189	27	3	2:54.944	B	1:11.692	1:01.440	41.812	252.0	1:10:17.482
9	1	2:02.069	33.855	56.188	32.026	262.4	26:58.258	28	3	8:40.373	7:13.408	56.176	30.789	297.7	1:18:57.855	
10	1	2:00.619	33.602	56.259	30.758	267.6	28:58.877	29	3	1:57.976	33.742	53.668	30.566	264.9	1:20:55.831	
11	1	2:01.550	33.971	56.109	31.470	267.6	31:00.427	30	3	1:59.143	33.820	54.268	31.055	263.6	1:22:54.974	
12	1	2:00.601	33.974	55.554	31.073	259.9	33:01.028	31	3	2:01.461	33.936	55.928	31.597	265.6	1:24:56.435	
13	1	2:02.002	33.925	56.942	31.135	270.2	35:03.030	32	3	2:00.078	34.017	55.126	30.935	263.0	1:26:56.513	
14	1	2:08.153	B	34.290	56.375	37.488	300.2	37:11.183	33	3	2:04.360	34.925	57.876	31.559	277.1	1:29:00.873
15	3	8:38.520	7:10.547	57.167	30.806	234.5	45:49.703	34	3	1:59.532	33.979	54.859	30.694	266.9	1:31:00.405	
16	3	2:01.796	34.971	56.229	30.596	278.6	47:51.499									
17	3	2:02.002	34.322	56.844	30.836	263.0	49:53.501									
18	3	2:00.846	34.191	56.226	30.429	261.1	51:54.347									
19	3	2:00.225	33.575	56.059	30.591	273.6	53:54.572									
20	3	1:59.690	34.073	55.336	30.281	270.2	55:54.262									
21	3	2:06.948	B	33.928	54.690	38.330	291.3	58:01.210								
22	2	3:45.980	2:17.379	57.418	31.183	275.7	1:01:47.190									
23	2	2:02.653	34.243	57.236	31.174	261.7	1:03:49.843									
24	2	2:01.520	34.196	56.279	31.045	259.2	1:05:51.363									
25	2	2:02.322	33.816	56.412	32.094	265.6	1:07:53.685									
26	2	2:07.473	39.822	56.532	31.119	266.2	1:10:01.158									
27	2	2:00.588	33.758	55.893	30.937	266.9	1:12:01.746									
28	2	2:09.069	B	33.720	56.149	39.200	274.3	1:14:10.815								
29	2	3:58.342	2:29.807	57.497	31.038	280.0	1:18:09.157									
30	2	2:02.384	34.044	56.970	31.370	268.2	1:20:11.541									
31	2	2:01.410	34.016	56.245	31.149	267.6	1:22:12.951									
32	2	2:01.732	34.170	56.379	31.183	269.6	1:24:14.683									
33	2	2:01.551	34.160	56.261	31.130	274.3	1:26:16.234									
34	2	2:04.254	33.914	57.751	32.589	272.3	1:28:20.488									
35	2	2:01.451	34.119	56.150	31.182	267.6	1:30:21.939									
2		Porsche LMP Team		3.Brendon HARTLEY		Porsche 919 Hybrid LMP1 - H										
		1.Timo BERNHARD														
		2.Earl BAMBER														
1	1	2:17.597	44.532	1:01.377	31.688	241.9	2:17.597									
2	1	1:58.944	33.926	54.421	30.597	274.3	4:16.541									
3	1	2:00.027	34.574	54.852	30.601	227.2	6:16.568									
4	1	2:08.506	34.115	58.344	36.047	267.6	8:25.074									
5	1	1:59.515	33.370	55.522	30.623	289.7	10:24.589									
6	1	1:59.483	33.796	54.318	31.369	263.0	12:24.072									
7	1	2:10.435	B	35.122	56.282	39.031	263.6	14:34.507								
8	1	9:03.104	7:37.152	55.104	30.848	279.3	23:37.611									
9	1	1:58.853	33.841	54.361	30.651	261.1	25:36.464									
10	1	2:00.590	33.817	56.300	30.473	259.2	27:37.054									
11	1	2:00.431	34.302	55.220	30.909	270.2	29:37.485									
12	1	2:00.644	33.772	56.131	30.741	275.0	31:38.129									
13	1	2:11.356	B	35.450	57.155	38.751	286.7	33:49.485								
14	2	7:41.124	6:12.668	57.350	31.106	268.9	41:30.609									
15	2	2:01.407	35.238	55.632	30.537	275.0	43:32.016									
16	2	2:01.453	34.151	56.699	30.603	276.4	45:33.469									
4		Bykolles Racing Team		3.James ROSSITER		Enso CLM P1/01 - Nismo LMP1										
		1.Oliver WEBB														
		2.Dominik KRAIHAMER														
1	2	2:51.014	B	58.324	1:08.416	44.274	203.7	2:51.014								
2	2	15:30.471	...	1:04.308	34.715	255.0	18:21.485									
3	2	2:14.082	37.478	1:03.284	33.320	289.7	20:35.567									
4	2	2:09.534	36.588	1:00.430	32.516	297.7	22:45.101									
5	2	2:08.211	36.262	59.820	32.129	300.2	24:53.312									
6	2	2:09.485	35.515	1:00.009	33.961	302.7	27:02.797									
7	2	2:15.743	B	35.820	1:00.691	39.232	302.7	29:18.540								
8	2	8:39.846	7:05.583	1:01.383	32.880	249.1	37:58.386									
9	2	2:07.683	35.540	59.657	32.486	300.2	40:06.069									
10	2	2:07.150	35.440	59.507	32.203	302.7	42:13.219									
11	2	2:09.708	35.577	1:01.080	33.051	280.0	44:22.927									
12	2	2:08.588	35.562	59.589	33.437	304.4	46:31.515									
13	2	2:07.376	35.472	59.459	32.445	303.5	48:38.891									
14	2	2:07.060	35.476	59.285	32.299	303.5	50:45.951									
15	2	2:18.538	B	35.692	1:00.750	42.096	296.9	53:04.489								
16	1	10:00.670	8:14.017	1:08.406	38.247	223.9	1:03:05.159									
17	1	2:15.703	37.996	1:03.363	34.344	264.3	1:05:20.862									
18	1	2:13.164	36.870	1:02.310	33.984	297.7	1:07:34.026									
19	1	2:25.187	B	36.937	1:03.329	44.921	300.2	1:09:59.213								
20	1	12:34.812	...	1:02.126	33.902	283.7	1:22:34.025									
21	1	2:10.064	36.143	1:00.716	33.205	307.8	1:24:44.089									
22	1	2:08.853	35.800	1:00.284	32.769	313.2	1:26:52.942									
23	1	2:09.679	35.892	1:00.353	33.434	311.4	1:29:02.621									
24	1	2:07.664	35.503	59.667	32.494	313.2	1:31:10.285									
7		Toyota Gazoo Racing		3.Jose Maria LOPEZ		Toyota TS050 - Hybrid LMP1 - H										
		1.Mike CONWAY														
		2.Kamui KOBAYASHI														
1	1	2:30.256	58.253	1:00.489	31.514	254.4	2:30.256									
2	1	1:59.132	34.161	54.915	30.056	284.4	4:29.388									
3	1	1:57.940	33.775	54.254	29.911	264.3	6:27.328									
4	1	2:00.757	33.708	55.163	31.886	263.6	8:28.085									
5	1	1:58.255	33.581	54.741	29.933	276.4	10:26.340									
6	1	2:05.965	B	33.528	55.658	36.779</										



FIA WEC
6 Hours of Spa-Francorchamps
Free Practice 1
Sector Analysis

Personal Best Session Best B Crossing the finish line in pit lane

Lap	D	Time	Sector 1	Sector 2	Sector 3	T. Spd	Elapsed	Lap	D	Time	Sector 1	Sector 2	Sector 3	T. Spd	Elapsed
10	1	1:58.751	33.622	54.556	30.573	263.6	28:29.269								
11	1	1:58.948	33.725	54.805	30.418	262.4	30:28.217								
12	1	2:06.102 B	33.810	55.353	36.939	274.3	32:34.319								
13	1	11:12.890	9:45.873	56.431	30.586	271.6	43:47.209								
14	1	1:59.902	33.745	55.749	30.408	264.3	45:47.111								
15	1	2:01.042	33.863	56.300	30.879	263.6	47:48.153								
16	1	2:01.136	33.646	56.845	30.645	265.6	49:49.289								
17	1	2:00.657	33.744	56.535	30.378	263.6	51:49.946								
18	1	2:07.013 B	34.378	55.643	36.992	277.8	53:56.959								
19	2	6:23.746	4:55.420	57.393	30.933	277.1	1:00:20.705								
20	2	2:02.646	35.626	56.567	30.453	282.9	1:02:23.351								
21	2	2:01.292	34.306	56.326	30.660	267.6	1:04:24.643								
22	2	2:00.440	33.650	56.333	30.457	261.7	1:06:25.083								
23	2	2:00.530	33.693	56.180	30.657	263.6	1:08:25.613								
24	2	1:59.963	33.816	55.539	30.608	263.0	1:10:25.576								
25	2	2:09.978 B	33.888	56.495	39.595	271.6	1:12:35.554								
26	2	8:15.682	6:48.638	56.199	30.845	285.2	1:20:51.236								
27	2	2:01.702	33.845	56.859	30.998	265.6	1:22:52.938								
28	2	2:01.815	33.705	56.697	31.413	269.6	1:24:54.753								
29	2	2:00.875	33.694	55.840	31.341	275.7	1:26:55.628								
30	2	2:03.523	36.136	57.002	30.385	285.2	1:28:59.151								
31	2	1:59.415	33.629	55.543	30.243	268.9	1:30:58.566								
8 Toyota Gazoo Racing Toyota TS050 - Hybrid															
1.Sébastien BUEMI 3.Kazuki NAKAJIMA LMP1 - H															
2.Anthony DAVIDSON															
1	1	2:04.959	35.201	58.582	31.176	265.6	2:04.959								
2	1	1:59.427	33.891	55.286	30.250	261.1	4:04.386								
3	1	1:59.034	33.780	54.906	30.348	261.1	6:03.420								
4	1	1:58.914	33.539	55.221	30.154	263.0	8:02.334								
5	1	2:07.866 B	33.749	55.735	38.382	263.0	10:10.200								
6	1	17:00.009	...	55.178	30.615	282.2	27:10.209								
7	1	2:03.410	33.445	59.507	30.458	271.6	29:13.619								
8	1	1:59.451	33.436	55.700	30.315	268.9	31:13.070								
9	1	1:59.799	33.685	55.866	30.248	263.0	33:12.869								
10	1	1:58.950	33.588	55.154	30.208	263.0	35:11.819								
11	1	2:03.187	33.763	56.880	32.544	262.4	37:15.006								
12	1	2:12.137 B	33.560	59.301	39.276	275.7	39:27.143								
13	1	13:39.602	...	57.150	31.020	287.4	53:06.745								
14	1	1:59.463	33.841	55.345	30.277	262.4	55:06.208								
15	1	2:01.849	33.763	56.710	31.376	262.4	57:08.057								
16	1	2:07.472 B	33.827	56.125	37.520	270.2	59:15.529								
17	2	3:06.485	1:36.602	59.049	30.834	249.7	1:02:22.014								
18	2	2:01.186	34.239	56.235	30.712	270.9	1:04:23.200								
19	2	2:00.499	33.882	55.880	30.737	263.0	1:06:23.699								
20	2	2:00.455	33.884	55.861	30.710	263.6	1:08:24.154								
21	2	2:00.215	33.885	55.576	30.754	259.2	1:10:24.369								
22	2	2:01.269	34.894	55.838	30.537	276.4	1:12:25.638								
23	2	2:01.879	34.866	56.375	30.638	256.8	1:14:27.517								
24	2	2:00.917	33.850	56.155	30.912	259.9	1:16:28.434								
25	2	2:09.647 B	34.142	55.785	39.720	272.3	1:18:38.081								
26	3	3:02.659	1:35.676	56.355	30.628	275.0	1:21:40.740								
27	3	2:01.195	33.921	56.096	31.178	263.6	1:23:41.935								
28	3	2:01.615	34.111	56.761	30.743	262.4	1:25:43.550								
29	3	2:01.113	33.809	56.125	31.179	264.3	1:27:44.663								
30	3	2:00.478	33.699	56.013	30.766	264.9	1:29:45.141								
31	3	2:00.009	33.771	55.725	30.513	263.6	1:31:45.150								
9 Toyota Gazoo Racing Toyota TS050 - Hybrid															
1.Stéphane SARRAZIN 3.Nicolas LAPIERRE LMP1 - H															
2.Yuji KUNIMOTO															
1	1	2:40.049	1:03.274	1:04.315	32.460	210.4	2:40.049								
2	1	2:04.535	35.436	58.735	30.364	268.2	4:44.584								
3	1	2:08.117 B	33.845	56.184	38.088	299.3	6:52.701								
4	1	9:28.120	7:59.891	57.855	30.374	291.3	16:20.821								
5	1	2:01.973	33.709	56.362	31.902	304.4	18:22.794								
6	1	1:59.633	33.638	55.851	30.144	305.2	20:22.427								
7	1	2:00.542	33.699	55.789	31.054	303.5	22:22.969								
8	1	2:13.207 B	33.434	1:01.676	38.097	292.1	24:36.176								
9	1	10:53.483	9:26.299	56.959	30.225	273.6	35:29.659								
10	1	2:00.486	34.107	56.116	30.263	291.3	37:30.145								
11	1	2:10.608 B	34.132	57.968	38.508	306.1	39:40.753								
12	2	8:50.138	7:15.211	1:02.066	32.861	251.4	48:30.891								
13	2	2:05.946	35.313	59.455	31.178	277.1	50:36.837								
14	2	2:05.359	34.773	59.705	30.881	280.7	52:42.196								
15	2	2:02.979	34.329	57.962	30.688	297.7	54:45.175								
16	2	2:04.063	35.003	58.271	30.789	290.5	56:49.238								
17	2	2:02.066	34.029	57.484	30.553	301.8	58:51.304								
18	2	2:02.847	34.792	57.341	30.714	294.5	1:00:54.151								
19	2	2:01.996	34.056	57.355	30.585	292.1	1:02:56.147								
20	2	2:06.183	34.642	58.412	33.129	301.8	1:05:02.330								
21	2	2:03.049	33.808	58.365	30.876	297.7	1:07:05.379								
22	2	2:03.181	33.892	58.910	30.379	301.0	1:09:08.560								
23	2	2:02.462	33.772	57.558	31.132	296.1	1:11:11.022								
24	2	2:03.005	34.726	57.703	30.576	301.8	1:13:14.027								
25	2	2:02.096	33.628	57.734	30.734	304.4	1:15:16.123								
26	2	2:11.883 B	33.557	58.006	40.320	313.2	1:17:28.006								
27	3	3:11.586	1:38.490	1:01.564	31.532	248.5	1:20:39.592								
28	3	2:02.511	33.846	57.829	30.836	292.1	1:22:42.103								
29	3	2:02.133	33.733	57.870	30.530	296.1	1:24:44.236								
30	3	2:02.595	33.526	58.305	30.764	285.9	1:26:46.831								
31	3	2:01.093	33.307	56.634	31.152	282.9	1:28:47.924								
32	3	2:00.495	33.338	56.836	30.321	284.4	1:30:48.419								
13 Vaillante Rebellion Oreca 07 - Gibson															
1.Mathias BECHE 3.Nelson PIQUET JR LMP2															
2.David HEINEMEIER HANS:															
1	3	3:05.104	1:16.746	1:11.169	37.189	185.5	3:05.104								
2	3	2:10.644	38.304	59.261	33.079	270.2	5:15.748								
3	3	2:06.433	36.539	56.842	33.052	290.5	7:22.181								
4	3	2:05.416	36.491	56.453	32.472	292.1	9:27.597								
5	3	2:05.404	36.227	56.782	32.395	242.4	11:33.001								
6	3	2:14.974 B	36.500	57.261	41.213	291.3	13:47.975								
7	3	8:42.245	7:11.348	58.110	32.787	282.2	22:30.220								
8	3	2:08.516	36.591	58.364	33.561	293.7	24:38.736								
9	3	2:06.453	36.303	57.589	32.561	293.7	26:45.189								
10	3	2:05.344	36.014	57.033	32.297	292.9	28:50.533								
11	3	2:14.596 B	37.182	57.085	40.329	283.7	31:05.129								
12	2	4:46.088	3:10.514	1:00.800	34.774	266.9	35:51.217								
13	2	2:09.343	37.091	59.136	33.116	286.7	38:00.560								
14	2	2:10.243	37.260	58.670	34.313	288.2	40:10.803								




FIA WEC
6 Hours of Spa-Francorchamps
Free Practice 1

Sector Analysis

■ Personal Best ■ Session Best B Crossing the finish line in pit lane

Lap	D	Time	Sector 1	Sector 2	Sector 3	T. Spd	Elapsed	Lap	D	Time	Sector 1	Sector 2	Sector 3	T. Spd	Elapsed		
20	2	2:09.821	36.699	59.839	33.283	289.7	53:07.045	6	2	2:04.301	36.025	55.902	32.374	296.9	21:47.621		
21	2	2:09.181	36.767	59.291	33.123	290.5	55:16.226	7	2	2:04.502	36.025	56.053	32.424	296.1	23:52.123		
22	2	2:19.659	B	37.731	1:01.042	40.886	286.7	57:35.885	8	2	2:17.646	B	36.479	58.947	42.220	295.3	26:09.769
23	2	5:45.071	4:10.843	1:00.838	33.390	285.9	1:03:20.956	9	1	5:15.656	3:20.637	1:16.888	38.131	183.0	31:25.425		
24	2	2:09.805	37.362	59.312	33.131	286.7	1:05:50.761	10	1	2:20.769	40.888	1:05.631	34.250	232.0	33:46.194		
25	2	2:17.164	B	36.968	59.579	40.617	289.7	1:07:47.925	11	1	2:15.527	38.664	1:02.990	33.873	284.4	36:01.721	
26	1	4:45.918	3:08.892	1:03.298	33.728	259.9	1:12:33.843	12	1	2:13.719	37.709	1:02.078	33.932	289.0	38:15.440		
27	1	2:11.424	37.065	1:01.149	33.210	289.0	1:14:45.267	13	1	2:11.159	37.728	1:00.015	33.416	289.0	40:26.599		
28	1	2:10.142	36.929	1:00.164	33.049	290.5	1:16:55.409	14	1	2:11.226	37.637	1:00.558	33.031	290.5	42:37.825		
29	1	2:09.593	37.076	59.718	32.799	291.3	1:19:05.002	15	1	2:11.049	37.210	1:00.188	33.651	291.3	44:48.874		
30	1	2:17.243	B	36.810	59.206	41.227	290.5	1:21:22.245	16	1	2:10.990	37.517	1:00.163	33.310	292.9	46:59.864	
31	1	7:00.298	5:23.765	1:01.430	35.103	238.2	1:28:22.543	17	1	2:11.139	37.156	59.886	34.097	290.5	49:11.003		
32	1	2:11.425	37.024	1:01.135	33.266	290.5	1:30:33.968	18	1	2:18.483	B	37.127	59.931	41.425	292.1	51:29.486	
24 CEFC Manor TRS Racing Orca 07 - Gibson								19 3 4:27.716 2:48.133 1:04.860 34.723 209.6 55:57.202									
1. Tor GRAVES 3. Jean-Eric VERGNE								20 3 2:07.286 36.261 58.307 32.718 294.5 58:04.488									
2. Jonathan HIRSCHI LMP2								21 3 2:07.015 36.165 58.225 32.625 296.1 1:00:11.503									
1	2	2:53.997	B	1:06.560	1:05.375	42.062	223.9	2:53.997	22	3	2:17.199	37.915	1:01.060	38.224	278.6	1:02:28.702	
2	2	5:38.313	4:04.777	1:00.954	32.582	234.5	8:32.310	23	3	2:16.810	B	36.153	1:00.149	40.508	297.7	1:04:45.512	
3	2	2:07.977	36.907	58.188	32.882	289.7	10:40.287	24	3	7:08.865	5:36.305	59.334	33.226	288.2	1:11:54.377		
4	2	2:06.943	37.083	57.651	32.209	291.3	12:47.230	25	3	2:15.230	B	36.972	58.769	39.489	292.1	1:14:09.607	
5	2	2:05.383	36.618	56.648	32.117	294.5	14:52.613	26	1	4:19.350	2:42.386	1:02.354	34.610	286.7	1:18:28.957		
6	2	2:05.302	36.121	57.045	32.136	294.5	16:57.915	27	1	2:14.158	37.207	1:02.871	34.080	289.0	1:20:43.115		
7	2	2:05.968	36.088	57.441	32.439	296.1	19:03.883	28	1	2:12.221	37.147	1:01.400	33.674	293.7	1:22:55.336		
8	2	2:06.040	35.898	57.654	32.488	297.7	21:09.923	29	1	2:12.218	37.032	1:02.266	32.920	292.9	1:25:07.554		
9	2	2:14.738	B	36.003	58.531	40.204	296.1	23:24.661	30	1	2:11.099	36.510	1:01.349	33.240	296.9	1:27:18.653	
10	1	9:27.673	7:38.985	1:11.302	37.386	259.2	32:52.334	31	1	2:09.802	36.484	1:00.291	33.027	296.9	1:29:28.455		
11	1	2:19.135	40.029	1:04.384	34.722	279.3	35:11.469	32	1	2:12.322	36.610	1:01.155	34.557	295.3	1:31:40.777		
12	1	2:11.465	37.848	1:00.305	33.312	288.2	37:22.934	26 G-Drive Racing Orca 07 - Gibson									
13	1	2:13.342	37.806	1:00.983	34.553	286.7	39:36.276	1. Roman RUSINOV 3. Alex LYNN									
14	1	2:10.640	37.479	1:00.025	33.136	289.7	41:46.916	2. Pierre THIRIET LMP2									
15	1	2:11.342	36.487	1:01.105	33.750	296.9	43:58.258	1	3	2:26.331	47.101	1:03.324	35.906	248.5	2:26.331		
16	1	2:10.008	36.956	59.773	33.279	289.7	46:08.266	2	3	2:04.955	36.202	56.370	32.383	293.7	4:31.286		
17	1	2:10.332	37.361	59.685	33.286	289.7	48:18.598	3	3	2:11.006	37.726	59.021	34.259	281.5	6:42.292		
18	1	2:15.079	37.785	1:01.958	35.336	289.7	50:33.677	4	3	2:04.307	35.764	56.355	32.188	295.3	8:46.599		
19	1	2:15.421	37.481	1:04.043	33.897	292.1	52:49.098	5	3	2:04.262	35.645	56.474	32.143	296.1	10:50.861		
20	1	2:22.536	B	37.357	1:01.390	43.789	290.5	55:11.634	6	3	2:07.194	36.329	57.856	33.009	293.7	12:58.055	
21	3	7:52.221	6:11.728	1:05.448	35.045	228.6	1:03:03.855	7	3	2:05.271	35.905	57.002	32.364	296.9	15:03.326		
22	3	2:12.046	37.081	1:00.687	34.278	280.7	1:05:15.901	8	3	2:21.124	B	36.848	1:01.069	43.207	290.5	17:24.450	
23	3	2:08.488	36.756	58.659	33.073	293.7	1:07:24.389	9	1	17:28.333	...	1:11.553	37.276	250.3	34:52.783		
24	3	2:08.182	36.335	58.893	32.954	295.3	1:09:32.571	10	1	2:15.717	41.149	1:01.152	33.416	261.7	37:08.500		
25	3	2:07.024	36.413	58.239	32.372	297.7	1:11:39.595	11	1	2:13.253	36.945	1:02.229	34.079	292.1	39:21.753		
26	3	2:11.058	36.055	1:01.873	33.130	300.2	1:13:50.653	12	1	2:15.889	B	36.580	59.665	39.644	292.9	41:37.642	
27	3	2:06.611	35.974	58.184	32.453	297.7	1:15:57.264	13	1	4:04.234	2:29.338	59.442	35.454	291.3	45:41.876		
28	3	2:07.939	35.992	59.479	32.468	289.7	1:18:05.203	14	1	2:07.892	36.720	58.474	32.698	291.3	47:49.768		
29	3	2:15.019	B	36.104	58.594	40.321	297.7	1:20:20.222	15	1	2:16.085	B	36.557	58.887	40.641	294.5	50:05.853
30	3	2:36.514	1:02.971	59.982	33.561	296.9	1:22:56.736	16	1	7:14.483	5:41.966	59.461	33.056	264.3	57:20.336		
31	3	2:07.595	35.985	59.190	32.420	292.9	1:25:04.331	17	1	2:07.461	36.242	58.412	32.807	293.7	59:27.797		
32	3	2:09.091	36.875	59.476	32.740	293.7	1:27:13.422	18	1	2:06.525	36.209	57.745	32.571	295.3	1:01:34.322		
33	3	2:18.585	B	36.146	59.486	42.953	300.2	1:29:32.007	19	1	2:06.771	36.335	57.837	32.599	293.7	1:03:41.093	
25 CEFC Manor TRS Racing Orca 07 - Gibson								20 1 2:05.757 36.114 57.235 32.408 296.1 1:05:46.850									
1. Roberto GONZALEZ 3. Vitaly PETROV								21 1 2:14.605									
2. Simon TRUMMER LMP2								B 36.234 58.172 40.199 296.9 1:08:01.455									
1	2	3:32.531	B	1:32.870	1:14.233	45.428	189.4	3:32.531	22	2	4:05.826	2:28.735	1:02.695	34.396	272.3	1:12:07.281	
2	2	9:53.601	8:15.488	1:03.098	35.015	250.8	13:26.132	23	2	2:10.219	37.040	59.730	33.449	287.4	1:14:17.500		
3	2	2:06.950	37.009	57.122	32.819	291.3	15:33.082	24	2	2:10.466	36.834	1:00.595	33.037	289.7	1:16:27.966		
4	2	2:04.891	35.928	56.549	32.414	296.1	17:37.973	25	2	2:18.424	B	36.915	1:00.335	41.174	289.7	1:18:46.390	
5	2	2:05.347	36.045	56.586	32.716	295.3	19:43.320	26	2	8:14.157	6:40.613	1:00.396	33.148	282.9	1:27:00.547		
								27 2 2:11.433 36.557 1:01.569 33.307 293.7 1:29:11.980									




FIA WEC
6 Hours of Spa-Francorchamps
Free Practice 1

Sector Analysis

Personal Best Session Best B Crossing the finish line in pit lane

Lap	D	Time	Sector 1	Sector 2	Sector 3	T. Spd	Elapsed	Lap	D	Time	Sector 1	Sector 2	Sector 3	T. Spd	Elapsed
28	2	2:09.733	37.453	59.176	33.104	290.5	1:31:21.713	12	2	2:10.175	37.286	59.575	33.314	290.5	55:15.055
28 TDS Racing Oreca 07 - Gibson 1. Francois PERRODO 3. Emmanuel COLLARD LMP2 2. Ben HANLEY								13 2 2:10.930 37.840 59.523 33.567 291.3 57:25.985 14 2 2:11.153 37.080 1:00.070 34.003 293.7 59:37.138 15 2 2:09.157 36.480 59.459 33.218 293.7 1:01:46.295 16 2 2:11.530 36.627 1:01.415 33.488 293.7 1:03:57.825 17 2 2:08.788 36.393 59.270 33.125 295.3 1:06:06.613 18 2 2:16.844 B 36.610 59.937 40.297 292.9 1:08:23.457 19 3 7:44.575 6:03.573 1:04.107 36.895 262.4 1:16:08.032 20 3 2:15.336 38.626 1:02.663 34.047 285.2 1:18:23.368 21 3 2:12.828 37.907 1:00.907 34.014 288.2 1:20:36.196 22 3 2:11.221 37.309 1:00.596 33.316 281.5 1:22:47.417 23 3 2:12.980 37.275 1:00.914 34.791 292.9 1:25:00.397 24 3 2:11.530 36.937 59.880 34.713 294.5 1:27:11.927 25 3 2:10.640 36.798 59.839 34.003 294.5 1:29:22.567 26 3 2:10.326 36.832 1:00.203 33.291 295.3 1:31:32.893							
31 Vaillante Rebellion Oreca 07 - Gibson 1. Julien CANAL 3. Bruno SENNA LMP2 2. Nicolas PROST								26 3 2:10.326 36.832 1:00.203 33.291 295.3 1:31:32.893							
1	1	2:37.996	58.891	1:04.761	34.344	215.4	2:37.996	35 Signatech Alpine Matmut Alpine A470 - Gibson 1. Pierre RAGUES 3. Nelson PANCIATICI LMP2 2. Andre NEGRAO							
2	1	2:07.968	37.088	58.414	32.466	283.7	4:45.964	1	1	5:18.175 B	3:24.491	1:10.269	43.415	195.2	5:18.175
3	1	2:05.917	36.359	57.054	32.504	292.1	6:51.881	2	1	6:34.218	4:58.877	1:01.755	33.586	245.7	11:52.393
4	1	2:06.899	37.224	57.186	32.489	288.2	8:58.780	3	1	2:09.004	36.610	59.810	32.584	289.0	14:01.397
5	1	2:04.485	36.201	56.101	32.183	292.1	11:03.265	4	1	2:06.671	36.436	57.799	32.436	289.7	16:08.068
6	1	2:17.088 B	36.031	57.762	43.295	292.9	13:20.353	5	1	2:07.315	35.873	58.626	32.816	294.5	18:15.383
7	1	10:41.278	9:07.695	1:00.095	33.488	275.7	24:01.631	6	1	2:06.271	35.942	57.823	32.506	292.9	20:21.654
8	1	2:05.746	36.556	56.858	32.332	289.7	26:07.377	7	1	2:14.369 B	35.867	59.842	38.660	285.2	22:43.112
9	1	2:05.510	36.195	56.866	32.449	292.1	28:12.887	8	1	2:07.089	36.094	58.418	32.577	294.5	22:28.743
10	1	2:06.242	36.518	57.008	32.716	288.2	30:19.129	9	2	13:09.712	...	1:02.670	33.886	253.8	37:52.824
11	1	2:06.243	36.228	57.293	32.722	292.9	32:25.372	10	2	2:08.904	37.094	58.990	32.820	287.4	40:01.728
12	1	2:20.112 B	37.302	59.120	43.690	286.7	34:45.484	11	2	2:08.196	36.714	58.611	32.871	289.7	42:09.924
13	3	6:43.247	5:08.303	1:01.975	32.969	249.1	41:28.731	12	2	2:08.217	36.393	59.266	32.558	292.1	44:18.141
14	3	2:11.813	37.290	59.576	34.947	231.0	43:40.544	13	2	2:09.205	36.246	1:00.389	32.570	286.7	46:27.346
15	3	2:08.453	36.464	58.679	33.310	292.1	45:48.997	14	2	2:15.329 B	36.329	59.578	39.422	294.5	48:42.675
16	3	2:17.706 B	36.922	1:00.497	40.287	289.7	48:06.703	15	3	9:42.407	8:00.482	1:05.419	36.506	277.1	58:25.082
17	3	10:30.944	8:58.103	59.963	32.878	277.8	58:37.647	16	3	2:09.908	37.201	59.394	33.313	287.4	1:00:34.990
18	3	2:07.344	36.456	58.257	32.631	291.3	1:00:44.991	17	3	2:13.328	36.927	1:01.106	35.295	289.0	1:02:48.318
19	3	2:09.573	37.698	59.049	32.826	285.2	1:02:54.564	18	3	2:15.702	38.356	1:02.078	35.268	285.9	1:05:04.020
20	3	2:10.191	36.969	1:00.195	33.027	290.5	1:05:04.755	19	3	2:09.959	36.774	59.214	33.971	289.7	1:07:13.979
21	3	2:10.039	36.916	59.207	33.916	290.5	1:07:14.794	20	3	2:16.178 B	36.782	59.187	40.209	289.7	1:09:30.157
22	3	2:16.892	36.754	1:01.376	38.762	292.1	1:09:31.686	21	3	4:08.308	2:35.488	59.639	33.181	289.7	1:13:38.465
23	3	2:06.820	36.316	57.851	32.653	290.5	1:11:38.506	22	3	2:10.201	36.992	59.476	33.733	289.7	1:15:48.666
24	3	2:13.596 B	36.685	57.690	39.221	291.3	1:13:52.102	23	3	2:08.580	36.579	58.990	33.011	291.3	1:17:57.246
25	2	3:59.782	2:21.768	1:03.093	34.921	256.2	1:17:51.884	24	3	2:17.223 B	36.438	1:00.489	40.296	293.7	1:20:14.469
26	2	2:11.164	37.119	1:00.669	33.376	287.4	1:20:03.048	25	1	3:58.340	2:23.703	1:01.320	33.317	284.4	1:24:12.809
27	2	2:09.399	36.804	59.591	33.004	287.4	1:22:12.447	26	1	2:09.160	36.572	59.521	33.067	292.9	1:26:21.969
28	2	2:09.528	36.636	59.807	33.085	292.1	1:24:21.975	27	1	2:08.360	36.279	59.075	33.006	294.5	1:28:30.329
29	2	2:08.021	36.533	58.694	32.794	291.3	1:26:29.996	28	1	2:10.219	35.999	1:00.526	33.694	296.1	1:30:40.548
30	2	2:06.384	36.196	57.806	32.382	292.9	1:28:36.380	36 Signatech Alpine Matmut Alpine A470 - Gibson 1. Romain DUMAS 3. Matthew RAO LMP2 2. Gustavo MENEZES							
31	2	2:07.613	36.433	58.179	33.001	292.9	1:30:43.993	1	2	6:42.626 B	4:51.896	1:07.380	43.350	221.1	6:42.626
34 Tockwith Motorsports Ligier JSP217 - Gibson 1. Nigel MOORE 3. Karun CHANDHOK LMP2 2. Philip HANSON								2 2 7:52.318 6:19.990 59.661 32.667 244.1 14:34.944							
1	1	8:23.884 B	6:37.301	1:03.903	42.680	239.2	8:23.884	3	2	2:04.941	35.677	56.988	32.276	292.1	16:39.885
2	1	17:24.255	...	59.339	32.619	277.8	25:48.139	4	2	2:05.851	37.023	56.622	32.206	287.4	18:45.736
3	1	2:06.607	36.559	57.098	32.950	289.7	27:54.746	5	2	2:04.171	35.627	56.359	32.185	296.1	20:49.907
4	1	2:06.628	36.382	57.579	32.667	292.1	30:01.374	6	2	2:15.412 B	35.517	1:00.251	39.644	297.7	23:05.319
5	1	2:07.242	36.109	58.289	32.844	296.1	32:08.616	7	1	8:52.902	7:16.558	1:01.586	34.758	268.2	31:58.221
6	1	2:07.516	35.812	58.226	33.478	296.9	34:16.132	8	1	2:09.538	36.711	59.576	33.251	290.5	34:07.759
7	1	2:07.654	37.283	57.917	32.454	290.5	36:23.786								
8	1	2:15.633 B	35.767	59.771	40.095	299.3	38:39.419								
9	2	8:00.457 B	6:09.017	1:05.521	45.919	232.5	46:39.876								
10	2	4:13.044	2:36.458	1:02.324	34.262	261.7	50:52.920								
11	2	2:11.960	37.380	1:00.785	33.795	283.7	53:04.880								



FIA WEC
6 Hours of Spa-Francorchamps
Free Practice 1

Sector Analysis

Personal Best Session Best B Crossing the finish line in pit lane

Lap	D	Time	Sector 1	Sector 2	Sector 3	T. Spd	Elapsed	Lap	D	Time	Sector 1	Sector 2	Sector 3	T. Spd	Elapsed
9	1	2:08.491	36.334	58.977	33.180	291.3	36:16.250	2	2	10:50.154	9:13.852	1:02.207	34.095	228.1	14:05.943
10	1	2:09.474	36.012	1:00.819	32.643	288.2	38:25.724	3	2	2:06.877	36.655	57.432	32.790	289.7	16:12.820
11	1	2:09.851	36.480	58.914	34.457	293.7	40:35.575	4	2	2:19.772 B	36.693	59.402	43.677	292.1	18:32.592
12	1	2:06.510	35.937	58.174	32.399	293.7	42:42.085	5	2	8:50.903	7:19.317	58.922	32.664	256.2	27:23.495
13	1	2:06.958	35.766	58.542	32.650	295.3	44:49.043	6	2	2:05.562	36.237	56.774	32.551	289.7	29:29.057
14	1	2:16.932 B	35.835	59.382	41.715	296.9	47:05.975	7	2	2:08.935	38.519	57.341	33.075	284.4	31:37.992
15	3	17:30.617	...	1:03.513	34.080	235.6	1:04:36.592	8	2	2:11.690	39.902	59.095	32.693	282.2	33:49.682
16	3	2:10.253	36.817	1:00.297	33.139	290.5	1:06:46.845	9	2	2:07.752	36.264	58.383	33.105	293.7	35:57.434
17	3	2:09.201	36.521	59.643	33.037	292.9	1:08:56.046	10	2	2:13.971 B	36.229	57.782	39.960	292.1	38:11.405
18	3	2:11.885	36.763	1:00.721	34.401	290.5	1:11:07.931	11	1	12:38.956	...	1:06.048	33.965	253.2	50:50.361
19	3	2:11.133	38.024	1:00.391	32.718	277.8	1:13:19.064	12	1	2:08.389	36.470	58.886	33.033	284.4	52:58.750
20	3	2:08.041	36.015	59.200	32.826	293.7	1:15:27.105	13	1	2:06.551	36.041	57.712	32.798	289.7	55:05.301
21	3	2:10.592	38.305	59.666	32.621	283.7	1:17:37.697	14	1	2:07.778	35.862	59.383	32.533	294.5	57:13.079
22	3	2:07.980	36.053	59.187	32.740	294.5	1:19:45.677	15	1	2:07.427	35.793	58.964	32.670	292.9	59:20.506
23	3	2:18.088 B	36.879	59.581	41.628	291.3	1:22:03.765	16	1	2:06.496	35.848	57.558	33.090	296.1	1:01:27.002
24	2	4:37.355	3:04.872	59.438	33.045	266.9	1:26:41.120	17	1	2:05.812	36.584	56.984	32.244	292.1	1:03:32.814
25	2	2:06.981	35.970	58.335	32.676	293.7	1:28:48.101	18	1	2:12.199 B	36.030	56.998	39.171	293.7	1:05:45.013
26	2	2:07.221	35.916	58.581	32.724	295.3	1:30:55.322	19	3	5:22.684	3:44.796	1:03.157	34.731	265.6	1:11:07.697
								20	3	2:12.473	38.312	1:00.791	33.370	245.7	1:13:20.170
								21	3	2:08.336	36.543	58.610	33.183	291.3	1:15:28.506
								22	3	2:09.944	37.152	59.800	32.992	272.9	1:17:38.450
								23	3	2:07.891	36.561	58.695	32.635	293.7	1:19:46.341
								24	3	2:09.512	36.670	1:00.032	32.810	288.2	1:21:55.853
								25	3	2:07.437	36.402	58.328	32.707	292.1	1:24:03.290
								26	3	2:08.515	37.124	58.671	32.720	286.7	1:26:11.805
								27	3	2:09.968	36.478	59.394	34.096	292.1	1:28:21.773
								28	3	2:08.749	36.763	59.058	32.928	283.7	1:30:30.522

37 Jackie Chan DC Racing
1. David CHENG 3. Tristan GOMMENDY
2. Alex BRUNDLE

Oreca 07 - Gibson LMP2

1	2	2:44.691	1:01.251	1:08.268	35.172	237.6	2:44.691
2	2	2:23.362 B	39.029	1:02.736	41.597	281.5	5:08.053
3	2	11:08.038	9:31.561	58.828	37.649	280.7	16:16.091
4	2	2:08.537	35.793	58.757	33.987	293.7	18:24.628
5	2	2:07.129	35.789	58.030	33.310	294.5	20:31.757
6	2	2:04.748	35.843	56.502	32.403	293.7	22:36.505
7	2	2:13.173 B	36.080	57.139	39.954	293.7	24:49.678
8	2	5:06.612	3:36.323	57.865	32.424	291.3	29:56.290
9	2	2:05.969	36.522	56.924	32.523	289.0	32:02.259
10	2	2:09.217	36.775	58.629	33.813	286.7	34:11.476
11	2	2:05.526	36.120	56.839	32.567	293.7	36:17.002
12	2	2:13.989 B	35.838	58.542	39.609	295.3	38:30.991
13	3	4:03.772	2:30.363	1:00.270	33.139	278.6	42:34.763
14	3	2:10.314	37.358	59.098	33.858	286.7	44:45.077
15	3	2:08.374	36.929	58.864	32.581	289.7	46:53.451
16	3	2:08.700	36.755	59.382	32.563	290.5	49:02.151
17	3	2:16.194 B	36.784	58.742	40.668	290.5	51:18.345
18	3	5:08.341	3:36.132	59.179	33.030	283.7	56:26.686
19	3	2:07.159	36.720	57.930	32.509	289.7	58:33.845
20	3	2:06.710	36.498	57.686	32.526	289.7	1:00:40.555
21	3	2:07.837	36.490	57.539	33.808	290.5	1:02:48.392
22	3	2:20.784 B	37.557	1:02.460	40.767	287.4	1:05:09.176
23	1	4:12.573	2:28.756	1:06.523	37.294	272.9	1:09:21.749
24	1	2:15.569	38.856	1:02.695	34.018	282.9	1:11:37.318
25	1	2:14.994	38.189	1:03.079	33.726	286.7	1:13:52.312
26	1	2:14.823	37.681	1:01.622	35.520	289.0	1:16:07.135
27	1	2:13.203	37.694	1:01.342	34.167	288.2	1:18:20.338
28	1	2:12.297	37.997	1:00.921	33.379	285.9	1:20:32.635
29	1	2:11.437	37.576	59.934	33.927	289.0	1:22:44.072
30	1	2:13.008	37.429	1:01.189	34.390	289.7	1:24:57.080
31	1	2:13.216	38.401	1:01.113	33.702	280.7	1:27:10.296
32	1	2:19.806 B	37.679	1:00.058	42.069	285.2	1:29:30.102

38 Jackie Chan DC Racing
1. Ho-Pin TUNG 3. Thomas LAURENT
2. Oliver JARVIS


Oreca 07 - Gibson LMP2

1	2	3:15.789 B	1:15.239	1:12.267	48.283	174.5	3:15.789
---	---	------------	----------	----------	--------	-------	----------

51 AF Corse
1. James CALADO
2. Alessandro PIER GUIDI

Ferrari 488 GTE LMGT2 Pro

1	2	7:26.257	5:37.966	1:09.803	38.488	170.6	7:26.257
2	2	2:18.489	40.258	1:02.648	35.583	259.2	9:44.746
3	2	2:25.472 B	39.870	1:02.551	43.051	260.5	12:10.218
4	2	10:52.323	9:06.865	1:07.795	37.663	219.4	23:02.541
5	2	2:23.792	40.852	1:06.092	36.848	240.3	25:26.333
6	2	2:17.877	39.612	1:02.769	35.496	262.4	27:44.210
7	2	2:19.706	40.725	1:03.223	35.758	260.5	30:03.916
8	2	2:23.246	39.514	1:03.921	39.811	263.0	32:27.162
9	2	2:18.623	39.473	1:03.646	35.504	263.0	34:45.785
10	2	2:17.797	39.502	1:02.733	35.562	262.4	37:03.582
11	2	2:19.595	39.539	1:04.021	36.035	262.4	39:23.177
12	2	2:18.254	39.478	1:03.108	35.668	263.6	41:41.431
13	2	2:26.115 B	39.306	1:03.497	43.312	263.0	44:07.546
14	1	4:10.076	2:25.632	1:07.645	36.799	253.8	48:17.622
15	1	2:19.227	40.144	1:03.483	35.600	266.2	50:36.849
16	1	2:18.744	39.859	1:03.334	35.551	263.0	52:55.593
17	1	2:18.396	39.572	1:03.274	35.550	263.6	55:13.989
18	1	2:27.666 B	39.801	1:05.223	42.642	261.1	57:41.655
19	1	3:55.263	2:12.755	1:06.518	35.990	233.5	1:01:36.918
20	1	2:18.263	39.576	1:03.197	35.490	263.0	1:03:55.181
21	1	2:17.897	39.446	1:03.078	35.373	264.3	1:06:13.078
22	1	2:32.072 B	39.445	1:10.242	42.385	264.3	1:08:45.150
23	1	3:33.317	1:54.435	1:03.322	35.560	259.9	1:12:18.467
24	1	2:18.625	39.897	1:03.181	35.547	262.4	1:14:37.092
25	1	2:17.878	39.488	1:02.890	35.500	263.6	1:16:54.970
26	1	2:24.803 B	40.262	1:03.096	41.445	260.5	1:19:19.773
27	1	4:26.794	2:44.524	1:04.077	38.193	245.7	1:23:46.567




FIA WEC
6 Hours of Spa-Francorchamps
Free Practice 1

Sector Analysis

■ Personal Best ■ Session Best B Crossing the finish line in pit lane

Lap	D	Time	Sector 1	Sector 2	Sector 3	T. Spd	Elapsed	Lap	D	Time	Sector 1	Sector 2	Sector 3	T. Spd	Elapsed
28	1	2:19.294	39.822	1:03.623	35.849	263.0	1:26:05.861	28	2	2:22.867	40.725	1:04.749	37.393	256.2	1:20:37.095
29	1	2:19.164	39.683	1:03.900	35.581	262.4	1:28:25.025	29	2	2:24.458	40.614	1:06.342	37.502	258.0	1:23:01.553
30	1	2:18.624	39.514	1:03.547	35.563	264.9	1:30:43.649	30	2	2:22.377	40.538	1:05.053	36.786	259.2	1:25:23.930
54 Spirit of Race Ferrari 488 GTE LMGTE Am 1.Thomas FLOHR 3.Miguel MOLINA 2.Francesco CASTELLACCI								66 Ford Chip Ganassi Team UK Ford GT LMGTE Pro 1.Stefan MÜCKE 3.Billy JOHNSON 2.Olivier PLA							
1	2	3:43.795 B	1:37.286	1:18.228	48.281	175.6	3:43.795	1	3	3:42.070	1:54.321	1:09.933	37.816	233.5	3:42.070
2	2	33:36.459	...	1:08.035	38.114	209.6	37:20.254	2	3	2:27.766 B	40.476	1:04.817	42.473	259.9	6:09.836
3	2	2:21.575	41.185	1:04.159	36.231	254.4	39:41.829	3	3	6:57.542	5:18.452	1:03.621	35.469	255.6	13:07.378
4	2	2:20.242	40.774	1:03.447	36.021	254.4	42:02.071	4	3	2:17.780	39.545	1:02.697	35.538	262.4	15:25.158
5	2	2:22.791	40.382	1:05.222	37.187	256.2	44:24.862	5	3	2:17.685	39.324	1:02.938	35.423	264.9	17:42.843
6	2	2:20.442	40.427	1:03.728	36.287	255.6	46:45.304	6	3	2:17.201	39.385	1:02.513	35.303	264.3	20:00.044
7	2	2:21.163	40.426	1:04.564	36.173	255.6	49:06.467	7	3	2:28.585 B	39.650	1:02.946	45.989	264.3	22:28.629
8	2	2:33.901 B	40.574	1:06.725	46.602	255.6	51:40.368	8	3	8:23.031	6:44.386	1:02.873	35.772	260.5	30:51.660
9	1	8:33.342	6:39.381	1:12.547	41.414	234.0	1:00:13.710	9	3	2:18.002	39.701	1:02.680	35.621	262.4	33:09.662
10	1	2:36.745	43.613	1:08.984	44.148	236.1	1:02:50.455	10	3	2:17.949	39.700	1:02.746	35.503	263.0	35:27.611
11	1	2:30.102	42.262	1:08.677	39.163	248.5	1:05:20.557	11	3	2:18.081	39.630	1:02.875	35.576	263.0	37:45.692
12	1	2:30.100	42.735	1:08.401	38.964	245.2	1:07:50.657	12	3	2:24.030 B	39.603	1:02.880	41.547	263.0	40:09.722
13	1	2:35.642	45.344	1:09.657	40.641	218.5	1:10:26.299	13	2	5:44.819	4:03.489	1:04.920	36.410	254.4	45:54.541
14	1	2:29.363	42.327	1:08.231	38.805	246.8	1:12:55.662	14	2	2:20.110	40.084	1:03.877	36.149	261.7	48:14.651
15	1	2:28.652	42.399	1:07.578	38.675	246.8	1:15:24.314	15	2	2:18.413	39.765	1:03.112	35.536	262.4	50:33.064
16	1	2:32.528	42.677	1:10.082	39.769	234.0	1:17:56.842	16	2	2:27.367 B	40.861	1:04.017	42.489	262.4	53:00.431
17	1	2:42.590 B	42.816	1:10.396	49.378	247.4	1:20:39.432	17	2	7:24.983	5:44.202	1:04.594	36.187	261.1	1:00:25.414
18	3	4:14.052	2:26.955	1:08.715	38.382	235.6	1:24:53.484	18	2	2:20.483	39.612	1:03.113	37.758	263.6	1:02:45.897
19	3	2:27.573	42.247	1:07.593	37.733	249.7	1:27:21.057	19	2	2:17.884	39.506	1:02.710	35.668	264.3	1:05:03.781
20	3	2:24.248	41.684	1:05.676	36.888	252.6	1:29:45.305	20	2	2:18.149	39.471	1:03.104	35.574	265.6	1:07:21.930
21	3	2:22.889	41.323	1:04.907	36.659	253.2	1:32:08.194	21	2	2:50.258 B	1:00.501	1:05.816	43.941	243.5	1:10:12.188
61 Clearwater Racing Ferrari 488 GTE LMGTE Am 1.Weng Sun MOK 3.Matt GRIFFIN 2.Keita SAWA								67 Ford Chip Ganassi Team UK Ford GT LMGTE Pro 1.Andy PRIAULX 3.Luis Felipe DERANI 2.Harry TINCKNELL							
1	3	2:35.192	51.889	1:06.408	36.895	228.1	2:35.192	1	1	2:57.275 B	1:02.438	1:10.123	44.714	213.7	2:57.275
2	3	2:21.359	41.380	1:03.708	36.271	255.0	4:56.551	2	1	8:33.402	6:54.614	1:03.480	35.308	252.6	11:30.677
3	3	2:32.430 B	41.090	1:03.792	47.548	259.2	7:28.981	3	1	2:17.046	39.565	1:01.979	35.502	265.6	13:47.723
4	3	5:17.186	3:37.297	1:03.662	36.227	256.2	12:46.167	4	1	2:16.802	39.666	1:02.028	35.108	264.9	16:04.525
5	3	2:18.876	40.098	1:02.887	35.891	259.2	15:05.043	5	1	2:24.632 B	39.632	1:03.455	41.545	264.3	18:29.157
6	3	2:33.154 B	40.191	1:04.077	48.886	258.6	17:38.197	6	1	9:07.034	7:29.430	1:02.398	35.206	252.0	27:36.191
7	3	4:35.927	2:55.537	1:03.811	36.579	256.2	22:14.124	7	1	2:17.872	40.427	1:02.113	35.332	263.0	29:54.063
8	3	2:19.721	40.189	1:03.521	36.011	258.0	24:33.845	8	1	2:17.503	39.580	1:02.590	35.333	265.6	32:11.566
9	3	2:28.687 B	40.215	1:04.311	44.161	258.0	27:02.532	9	1	2:17.278	39.530	1:02.071	35.677	264.9	34:28.844
10	1	7:16.882	5:18.268	1:14.095	44.519	200.7	34:19.414	10	1	2:18.229	40.251	1:02.698	35.280	263.0	36:47.073
11	1	2:35.069	43.768	1:11.331	39.970	245.2	36:54.483	11	1	2:23.932 B	39.714	1:02.470	41.748	263.6	39:11.005
12	1	2:37.677	43.140	1:11.772	42.765	250.8	39:32.160	12	2	4:52.957	3:09.797	1:07.314	35.846	215.9	44:03.962
13	1	2:32.949	43.152	1:09.429	40.368	250.3	42:05.109	13	2	2:18.723	40.111	1:03.099	35.513	262.4	46:22.685
14	1	2:32.140	43.105	1:09.907	39.128	244.1	44:37.249	14	2	2:18.180	39.821	1:02.948	35.411	263.6	48:40.865
15	1	2:31.127	42.574	1:09.561	38.992	252.0	47:08.376	15	2	2:17.702	39.569	1:02.778	35.355	266.2	50:58.567
16	1	2:29.303	42.309	1:07.708	39.286	252.6	49:37.679	16	2	2:17.898	39.534	1:03.131	35.233	266.2	53:16.465
17	1	2:29.358	42.353	1:08.485	38.520	250.8	52:07.037	17	2	2:30.292 B	39.485	1:06.002	44.805	265.6	55:46.757
18	1	2:28.981	42.014	1:08.218	38.749	252.6	54:36.018	18	3	6:33.333	4:49.762	1:06.700	36.871	234.0	1:02:20.090
19	1	2:36.730	46.086	1:10.661	39.983	203.7	57:12.748	19	3	2:44.382 B	41.098	1:10.654	52.630	259.9	1:05:04.472
20	1	2:28.034	42.176	1:07.572	38.286	253.2	59:40.782	20	3	4:59.207	3:14.089	1:07.541	37.577	238.2	1:10:03.679
21	1	2:44.388 B	44.468	1:09.289	50.631	229.6	1:02:25.170								
22	2	3:52.665	2:07.079	1:07.760	37.826	249.7	1:06:17.835								
23	2	2:24.596	41.411	1:06.144	37.041	251.4	1:08:42.431								
24	2	2:23.344	41.132	1:05.250	36.962	254.4	1:11:05.775								
25	2	2:23.536	41.162	1:05.445	36.929	255.6	1:13:29.311								
26	2	2:22.329	40.885	1:04.535	36.909	255.6	1:15:51.640								
27	2	2:22.588	40.774	1:05.128	36.686	255.6	1:18:14.228								



FIA WEC
6 Hours of Spa-Francorchamps
Free Practice 1

Sector Analysis

■ Personal Best ■ Session Best B Crossing the finish line in pit lane

Lap	D	Time	Sector 1	Sector 2	Sector 3	T. Spd	Elapsed	Lap	D	Time	Sector 1	Sector 2	Sector 3	T. Spd	Elapsed
21	3	2:18.763	39.676	1:03.440	35.647	257.4	1:12:22.442	17	2	2:32.565	40.692	1:08.093	43.780	260.5	58:46.594
22	3	2:18.087	39.700	1:02.965	35.422	257.4	1:14:40.529	18	1	3:58.683	2:12.264	1:08.371	38.048	212.9	1:02:45.277
23	3	2:18.386	39.625	1:03.190	35.571	256.8	1:16:58.915	19	1	2:26.735	42.011	1:07.742	36.982	219.8	1:05:12.012
24	3	2:17.913	39.493	1:02.953	35.467	264.3	1:19:16.828	20	1	2:24.425	41.124	1:06.040	37.261	255.6	1:07:36.437
25	3	2:18.792	39.671	1:03.032	36.089	264.3	1:21:35.620	21	1	2:24.203	40.958	1:06.110	37.135	258.0	1:10:00.640
26	3	2:25.492	39.553	1:03.042	42.897	260.5	1:24:01.112	22	1	2:24.360	40.853	1:06.668	36.839	259.2	1:12:25.000

71 **AF Corse** Ferrari 488 GTE
1. Davide RIGON LMGTE Pro
2. Sam BIRD

1	1	3:17.941	1:25.062	1:08.460	44.419	239.2	3:17.941
2	1	4:22.868	2:41.201	1:05.343	36.324	256.2	7:40.809
3	1	2:19.382	40.199	1:03.311	35.872	262.4	10:00.191
4	1	2:18.393	39.983	1:02.926	35.484	261.7	12:18.584
5	1	2:28.388	40.597	1:04.956	42.835	259.9	14:46.972
6	1	5:18.624	3:39.958	1:03.121	35.545	258.6	20:05.596
7	1	2:17.768	39.375	1:02.740	35.653	264.3	22:23.364
8	1	2:20.090	39.803	1:03.895	36.392	262.4	24:43.454
9	1	2:19.214	39.792	1:03.151	36.271	263.0	27:02.668
10	1	2:19.352	39.893	1:03.564	35.895	263.0	29:22.020
11	1	2:18.330	39.716	1:02.891	35.723	262.4	31:40.350
12	1	2:24.941	39.706	1:03.255	41.980	263.0	34:05.291
13	1	6:59.805	5:20.351	1:03.808	35.646	260.5	41:05.096
14	1	2:17.989	39.709	1:02.960	35.320	261.7	43:23.085
15	1	2:23.480	39.425	1:02.945	41.110	264.9	45:46.565
16	1	2:18.051	39.590	1:03.131	35.330	264.3	48:04.616
17	1	2:27.091	39.390	1:05.435	42.266	264.9	50:31.707
18	2	3:37.907	1:54.593	1:06.373	36.941	248.0	54:09.614
19	2	2:19.629	39.916	1:03.722	35.991	261.1	56:29.243
20	2	2:18.555	39.625	1:03.421	35.509	262.4	58:47.798
21	2	2:18.202	39.563	1:03.223	35.416	263.6	1:01:06.000
22	2	2:26.540	39.826	1:04.278	42.436	261.7	1:03:32.540
23	2	11:53.551	...	1:06.623	36.625	223.9	1:15:26.091
24	2	2:21.161	40.547	1:04.485	36.129	250.3	1:17:47.252
25	2	2:20.069	39.920	1:04.144	36.005	261.1	1:20:07.321
26	2	2:25.891	39.654	1:03.905	42.332	263.6	1:22:33.212
27	2	3:24.815	1:44.591	1:04.202	36.022	261.1	1:25:58.027
28	2	2:20.153	39.777	1:04.397	35.979	263.0	1:28:18.180
29	2	2:19.945	39.780	1:04.286	35.879	263.6	1:30:38.125

77 **Dempsey-Proton Racing** Porsche 911 RSR (991)
1. Christian RIED LMGTE Am
2. Matteo CAIROLI
3. Marvin DIENST


1	2	3:33.190	1:40.440	1:07.215	45.535	208.4	3:33.190
2	2	7:08.411	5:26.025	1:06.047	36.339	165.9	10:41.601
3	2	2:18.611	39.721	1:03.442	35.448	263.0	13:00.212
4	2	2:18.089	39.591	1:03.153	35.345	264.3	15:18.301
5	2	2:19.007	39.528	1:03.731	35.748	264.3	17:37.308
6	2	2:19.749	39.975	1:03.961	35.813	262.4	19:57.057
7	2	2:25.760	39.784	1:03.945	42.031	264.3	22:22.817
8	2	9:08.015	7:25.971	1:04.837	37.207	255.6	31:30.832
9	2	2:20.929	39.956	1:05.040	35.933	262.4	33:51.761
10	2	2:20.005	39.941	1:04.045	36.019	262.4	36:11.766
11	2	2:22.009	40.067	1:05.445	36.497	261.1	38:33.775
12	2	2:27.722	39.947	1:05.135	42.640	262.4	41:01.497
13	2	8:09.493	6:26.183	1:06.681	36.629	259.9	49:10.990
14	2	2:21.433	40.366	1:04.921	36.146	259.9	51:32.423
15	2	2:20.668	39.948	1:04.639	36.081	261.7	53:53.091
16	2	2:20.938	40.237	1:04.803	35.898	261.1	56:14.029

86 **Gulf Racing UK** Porsche 911 RSR (991)
1. Michael WAINWRIGHT LMGTE Am
2. Benjamin BARKER
3. Nicholas FOSTER

1	2	2:47.001	56.255	1:07.091	43.655	223.0	2:47.001
2	2	4:02.986	2:22.927	1:04.177	35.882	256.8	6:49.987
3	2	2:18.746	39.820	1:03.380	35.546	263.6	9:08.733
4	2	2:18.730	39.667	1:03.488	35.575	263.0	11:27.463
5	2	2:26.133	39.759	1:04.003	42.371	262.4	13:53.596
6	2	5:05.086	3:24.297	1:04.864	35.925	260.5	18:58.682
7	2	2:19.773	39.944	1:04.236	35.593	260.5	21:18.455
8	2	2:26.563	39.744	1:04.342	42.477	262.4	23:45.018
9	1	5:40.408	3:44.900	1:15.137	40.371	202.9	29:25.426
10	1	2:32.653	43.329	1:09.958	39.366	228.6	31:58.079
11	1	2:29.152	42.143	1:08.420	38.589	256.8	34:27.231
12	1	2:30.134	42.169	1:09.327	38.638	244.6	36:57.365
13	1	2:32.420	41.784	1:10.512	40.124	256.8	39:29.785
14	1	2:29.330	41.647	1:09.087	38.596	254.4	41:59.115
15	1	2:30.826	41.697	1:10.103	39.026	252.0	44:29.941
16	1	2:30.033	41.829	1:09.448	38.756	255.0	46:59.974
17	1	2:40.043	42.221	1:10.811	47.011	250.3	49:40.017
18	3	4:56.510	3:08.565	1:09.934	38.011	130.4	54:36.527
19	3	2:26.049	41.222	1:06.957	37.870	257.4	57:02.576
20	3	2:23.706	40.310	1:06.832	36.564	261.7	59:26.282
21	3	2:22.440	40.365	1:05.699	36.376	261.1	1:01:48.722
22	3	2:33.475	40.147	1:05.620	47.708	263.6	1:04:22.197
23	3	14:14.983	...	1:08.558	45.245	252.6	1:18:37.180

91 **Porsche GT Team** Porsche 911 RSR
1. Richard LIETZ LMGTE Pro
2. Frédéric MAKOWIECKI

1	2	11:22.183	9:40.962	1:04.523	36.698	251.4	11:22.183
2	2	2:18.743	39.963	1:03.298	35.482	258.6	13:40.926
3	2	2:16.924	39.415	1:02.394	35.115	261.7	15:57.850
4	2	2:17.389	39.454	1:02.704	35.231	262.4	18:15.239
5	2	2:18.615	39.554	1:03.484	35.577	265.6	20:33.854
6	2	2:25.662	40.178	1:03.335	42.149	261.7	22:59.516
7	2	10:24.022	8:43.099	1:05.050	35.873	258.0	33:23.538
8	2	2:18.431	39.657	1:03.305	35.469	263.0	35:41.969
9	2	2:17.941	39.447	1:02.998	35.496	263.6	37:59.910
10	2	2:24.965	39.776	1:03.403	41.786	261.7	40:24.875
11	2	7:16.565	5:35.106	1:04.278	37.181	261.1	47:41.440
12	2	2:20.129	39.480	1:04.142	36.507	264.9	50:01.569
13	2	2:19.344	39.613	1:03.647	36.084	263.6	52:20.913
14	2	2:18.931	39.603	1:03.610	35.718	264.3	54:39.844




FIA WEC
6 Hours of Spa-Francorchamps
Free Practice 1

Sector Analysis

■ Personal Best ■ Session Best ■ Crossing the finish line in pit lane

Lap	D	Time	Sector 1	Sector 2	Sector 3	T. Spd	Elapsed	Lap	D	Time	Sector 1	Sector 2	Sector 3	T. Spd	Elapsed
15	2	2:21.325	40.912	1:04.438	35.975	261.7	57:01.169	9	1	5:46.894	4:05.585	1:05.409	35.900	261.7	28:56.728
16	2	2:27.521 B	39.842	1:04.625	43.054	261.7	59:28.690	10	1	2:20.874	39.986	1:05.077	35.811	264.9	31:17.602
17	1	8:29.135	6:46.625	1:05.713	36.797	252.6	1:07:57.825	11	1	2:19.966	39.763	1:04.552	35.651	265.6	33:37.568
18	1	2:22.885	40.758	1:05.949	36.178	260.5	1:10:20.710	12	1	2:19.782	39.684	1:04.416	35.682	266.9	35:57.350
19	1	2:24.118	39.994	1:08.229	35.895	263.0	1:12:44.828	13	1	2:19.694	39.565	1:04.328	35.801	266.9	38:17.044
20	1	2:20.274	39.829	1:04.663	35.782	263.0	1:15:05.102	14	1	2:20.506	39.705	1:04.318	36.483	266.9	40:37.550
21	1	2:20.330	39.746	1:04.617	35.967	263.6	1:17:25.432	15	1	2:20.129	39.710	1:04.696	35.723	266.2	42:57.679
22	1	2:19.765	39.631	1:04.243	35.891	264.9	1:19:45.197	16	1	2:20.409	39.757	1:04.882	35.770	264.9	45:18.088
23	1	2:21.792	40.625	1:05.125	36.042	263.0	1:22:06.989	17	1	2:20.087	39.662	1:04.719	35.706	266.2	47:38.175
24	1	2:20.767	40.337	1:04.628	35.802	263.0	1:24:27.756	18	1	2:20.622	39.630	1:05.137	35.855	267.6	49:58.797
25	1	2:22.175	40.598	1:05.602	35.975	239.2	1:26:49.931	19	1	2:20.091	39.628	1:04.611	35.852	266.9	52:18.888
26	1	2:20.491	39.986	1:04.651	35.854	263.0	1:29:10.422	20	1	2:20.345	39.717	1:04.746	35.882	266.9	54:39.233
27	1	2:27.069 B	39.765	1:04.740	42.564	263.6	1:31:37.491	21	1	2:23.782	41.507	1:05.990	36.285	231.0	57:03.015
92 Porsche GT Team Porsche 911 RSR LMGTE Pro 1. Michael CHRISTENSEN 2. Kevin ESTRE								22 1 2:28.060 B 39.930 1:05.968 42.162 266.2 59:31.075							
1	1	11:47.706	...	1:07.218	37.028	215.0	11:47.706	23	2	4:38.482	2:55.014	1:06.710	36.758	252.6	1:04:09.557
2	1	2:19.659	40.396	1:03.460	35.803	259.9	14:07.365	24	2	2:22.896	40.354	1:06.110	36.432	260.5	1:06:32.453
3	1	2:17.559	39.709	1:02.644	35.206	263.6	16:24.924	25	2	2:21.290	40.021	1:05.145	36.124	263.6	1:08:53.743
4	1	2:17.405	39.425	1:02.800	35.180	263.0	18:42.329	26	2	2:22.191	40.063	1:05.807	36.321	264.9	1:11:15.934
5	1	2:17.359	39.377	1:02.734	35.248	263.6	20:59.688	27	2	2:21.538	39.769	1:05.497	36.272	264.9	1:13:37.472
6	1	2:17.314	39.290	1:02.783	35.241	263.6	23:17.002	28	2	2:22.213	40.005	1:05.536	36.672	264.9	1:15:59.685
7	1	2:23.580 B	39.414	1:02.646	41.520	263.6	25:40.582	29	2	2:22.758	40.045	1:06.063	36.650	263.6	1:18:22.443
8	1	9:18.808	7:40.209	1:03.120	35.479	259.9	34:59.390	30	2	2:29.877 B	40.086	1:06.250	43.541	267.6	1:20:52.320
9	1	2:19.656	39.529	1:04.356	35.771	265.6	37:19.046	31	2	4:09.496	2:25.348	1:06.634	37.514	261.7	1:25:01.816
10	1	2:18.089	39.367	1:03.059	35.663	266.2	39:37.135	32	2	2:24.300	40.402	1:06.980	36.918	260.5	1:27:26.116
11	1	2:19.493	39.324	1:03.994	36.175	265.6	41:56.628	33	2	2:23.172	40.154	1:06.537	36.481	262.4	1:29:49.288
12	1	2:17.886	39.385	1:03.169	35.332	263.0	44:14.514	34	2	2:29.763 B	40.289	1:06.218	43.256	259.2	1:32:19.051
13	1	2:18.679	39.350	1:03.669	35.660	264.9	46:33.193	97 Aston Martin Racing Aston Martin VANTAGE LMGTE Pro 1. Darren TURNER 3. Daniel SERRA 2. Jonathan ADAM							
14	1	2:24.691 B	39.316	1:03.733	41.642	264.3	48:57.884	1	2	3:13.692	1:22.170	1:09.474	42.048	221.6	3:13.692
15	2	6:39.359	4:58.433	1:05.115	35.811	217.6	55:37.243	2	2	2:21.819	40.695	1:04.773	36.351	259.9	5:35.511
16	2	2:19.333	39.777	1:03.786	35.770	262.4	57:56.576	3	2	2:19.470	39.813	1:03.874	35.783	264.9	7:54.981
17	2	2:19.460	39.505	1:04.549	35.406	263.0	1:00:16.036	4	2	2:19.125	39.627	1:03.668	35.830	265.6	10:14.106
18	2	2:20.062	40.397	1:04.099	35.566	258.6	1:02:36.098	5	2	2:27.594 B	39.930	1:04.533	43.131	263.6	12:41.700
19	2	2:18.902	39.556	1:03.846	35.500	263.6	1:04:55.000	6	2	4:39.543	2:59.215	1:04.549	35.779	261.7	17:21.243
20	2	2:19.800	39.560	1:03.734	36.506	263.6	1:07:14.800	7	2	2:18.840	39.743	1:03.650	35.447	265.6	19:40.083
21	2	2:19.239	39.594	1:03.892	35.753	264.9	1:09:34.039	8	2	2:18.643	39.494	1:03.705	35.444	265.6	21:58.726
22	2	2:19.080	39.422	1:04.024	35.634	264.3	1:11:53.119	9	2	2:18.542	39.488	1:03.679	35.375	267.6	24:17.268
23	2	2:20.021	39.873	1:04.506	35.642	264.3	1:14:13.140	10	2	2:27.036 B	39.486	1:04.407	43.143	266.2	26:44.304
24	2	2:20.363	39.843	1:04.611	35.909	263.6	1:16:33.503	11	3	4:48.570	3:02.838	1:08.413	37.319	223.4	31:32.874
25	2	2:22.214	39.473	1:06.178	36.563	263.6	1:18:55.717	12	3	2:23.354	41.014	1:05.776	36.564	261.1	33:56.228
26	2	2:21.202	39.379	1:03.984	37.839	264.9	1:21:16.919	13	3	2:21.680	40.188	1:04.954	36.538	264.3	36:17.908
27	2	2:19.632	39.712	1:04.186	35.734	263.6	1:23:36.551	14	3	2:22.409	40.083	1:06.311	36.015	264.9	38:40.317
28	2	2:19.963	39.879	1:04.262	35.822	263.6	1:25:56.514	15	3	2:20.000	39.781	1:04.487	35.732	266.2	41:00.317
29	2	2:22.763	39.550	1:07.185	36.028	264.3	1:28:19.277	16	3	2:20.402	39.917	1:04.467	36.018	264.9	43:20.719
30	2	2:27.346 B	39.684	1:05.287	42.375	265.6	1:30:46.623	17	3	2:20.979	39.627	1:04.639	36.713	266.2	45:41.698
95 Aston Martin Racing Aston Martin VANTAGE LMGTE Pro 1. Nicki THIM 3. Richie STANAWAY 2. Marco SØRENSEN								18	3	2:20.016	39.755	1:04.641	35.620	267.6	48:01.714
1	3	2:36.866	54.576	1:06.174	36.116	230.1	2:36.866	19	3	2:19.423	39.564	1:04.211	35.648	267.6	50:21.137
2	3	2:19.907	40.602	1:03.760	35.545	260.5	4:56.773	20	3	2:19.142	39.543	1:04.178	35.421	266.2	52:40.279
3	3	2:17.957	39.455	1:03.073	35.429	267.6	7:14.730	21	3	2:19.477	39.600	1:04.222	35.655	266.9	54:59.756
4	3	2:24.467 B	39.148	1:03.644	41.675	267.6	9:39.197	22	3	2:21.837	39.632	1:05.786	36.419	266.2	57:21.593
5	3	6:27.523	4:46.793	1:05.000	35.730	259.9	16:06.720	23	3	2:20.603	39.579	1:05.035	35.989	267.6	59:42.196
6	3	2:19.575	39.922	1:03.799	35.854	266.2	18:26.295	24	3	2:22.669	41.350	1:05.141	36.178	259.9	1:02:04.865
7	3	2:18.705	39.459	1:03.573	35.673	267.6	20:45.000	25	3	2:27.449 B	39.558	1:04.453	43.438	267.6	1:04:32.314
8	3	2:24.834 B	39.564	1:03.817	41.453	266.2	23:09.834	26	1	3:53.420	2:11.253	1:05.862	36.305	252.6	1:08:25.734
								27	1	2:21.293	40.216	1:05.027	36.050	264.9	1:10:47.027
								28	1	2:21.131	39.945	1:05.087	36.099	266.2	1:13:08.158



FIA WEC
6 Hours of Spa-Francorchamps
Free Practice 1

Sector Analysis

■ Personal Best ■ Session Best B Crossing the finish line in pit lane

Lap	D	Time	Sector 1	Sector 2	Sector 3	T. Spd	Elapsed	Lap	D	Time	Sector 1	Sector 2	Sector 3	T. Spd	Elapsed
29	1	2:21.014	39.828	1:05.117	36.069	265.6	1:15:29.172								
30	1	2:29.308 B	39.659	1:06.720	42.929	269.6	1:17:58.480								
31	1	6:40.522	4:54.873	1:05.164	40.485	264.3	1:24:39.002								
32	1	2:21.237	39.723	1:05.307	36.207	267.6	1:27:00.239								
33	1	2:20.040	39.536	1:04.840	35.664	268.2	1:29:20.279								
34	1	2:21.557	39.650	1:04.913	36.994	268.2	1:31:41.836								

98		Aston Martin Racing			Aston Martin V8 Vantage		
		1. Paul DALLA LANA	3. Mathias LAUDA		LMGTE Am		
		2. Pedro LAMY					
1	2	3:36.200	1:49.051	1:09.050	38.099	244.6	3:36.200
2	2	2:20.188	40.626	1:03.882	35.680	259.9	5:56.388
3	2	2:21.679	39.804	1:04.520	37.355	263.0	8:18.067
4	2	2:20.195	40.159	1:04.249	35.787	258.6	10:38.262
5	2	2:19.274	39.950	1:03.585	35.739	264.9	12:57.536
6	2	2:19.865	40.120	1:03.859	35.886	263.6	15:17.401
7	2	2:29.080 B	40.465	1:04.601	44.014	230.1	17:46.481
8	1	2:28.774	2:42.537	1:07.798	38.439	242.4	22:15.255
9	1	2:24.491	40.663	1:06.424	37.404	262.4	24:39.746
10	1	2:22.371	40.170	1:05.534	36.667	263.0	27:02.117
11	1	2:23.699	40.806	1:06.147	36.746	264.9	29:25.816
12	1	2:25.712	42.991	1:06.423	36.298	255.6	31:51.528
13	1	2:22.571	40.432	1:05.517	36.622	262.4	34:14.099
14	1	2:29.650 B	40.304	1:05.398	43.948	263.0	36:43.749
15	3	7:25.342	5:34.758	1:13.073	37.511	218.5	44:09.091
16	3	2:25.927	41.168	1:06.747	38.012	249.7	46:35.018
17	3	2:23.250	40.753	1:06.166	36.331	261.7	48:58.268
18	3	2:22.517	40.571	1:05.887	36.059	258.0	51:20.785
19	3	2:21.656	40.263	1:05.375	36.018	261.7	53:42.441
20	3	2:21.949	40.254	1:05.601	36.094	261.1	56:04.390
21	3	2:29.467 B	40.316	1:05.483	43.668	255.0	58:33.857
22	1	6:58.841	5:15.435	1:04.701	38.705	256.8	1:05:32.698
23	1	2:19.996	39.791	1:04.287	35.918	264.3	1:07:52.694
24	1	2:24.000	43.073	1:04.827	36.100	254.4	1:10:16.694
25	1	2:24.080	39.993	1:07.636	36.451	263.0	1:12:40.774
26	1	2:21.298	40.205	1:04.948	36.145	262.4	1:15:02.072
27	1	2:20.896	40.066	1:04.796	36.034	263.6	1:17:22.968
28	1	2:20.535	40.048	1:04.574	35.913	263.0	1:19:43.503
29	1	2:28.379	39.880	1:12.205	36.294	264.9	1:22:11.882
30	1	2:21.406	40.086	1:05.036	36.284	264.9	1:24:33.288
31	1	2:21.469	40.044	1:05.491	35.934	263.0	1:26:54.757
32	1	2:30.575 B	39.984	1:05.135	45.456	266.2	1:29:25.332