

## FIA WEC 85<sup>e</sup> Edition des 24 Heures du Mans Qualifying Practice 1

### Sector Analysis



Personal Best Session Best B Crossing the finish line in pit lane

Lap	D	Time	Sector 1	Sector 2	Sector 3	T. Spd	Elapsed	Lap	D	Time	Sector 1	Sector 2	Sector 3	T. Spd	Elapsed
8	2	9:00.230	5:16.032	2:03.555	1:40.643	323.9	36:41.642	5	3	3:39.943 B	33.631	1:21.143	1:45.169	329.8	19:09.412
9	2	3:42.731	34.309	1:32.425	1:35.997	329.8	40:24.373	6	2	6:40.095	3:22.477	1:28.228	1:49.390	288.5	25:49.507
10	2	3:23.900	32.811	1:17.185	1:33.904	316.3	43:48.273	7	2	4:31.128	34.325	2:09.581	1:47.222	321.0	30:20.635
11	2	3:22.683	32.437	1:17.019	1:33.227	321.0	47:10.956	8	2	3:38.266	34.384	1:23.163	1:40.719	323.9	33:58.901
12	2	3:25.426	32.457	1:17.036	1:35.933	320.1	50:36.382	9	2	4:30.626	36.654	2:06.417	1:47.555	324.9	38:29.527
13	2	3:23.838	32.656	1:16.710	1:34.472	322.9	54:00.220	10	2	3:47.787 B	33.988	1:21.959	1:51.840	325.8	42:17.314
14	2	3:25.430	33.312	1:17.114	1:35.004	320.1	57:25.650	11	1	7:37.967	4:28.595	1:26.152	1:43.220	308.2	49:55.281
15	2	3:36.199 B	33.127	1:20.031	1:43.041	282.5	1:01:01.849	12	1	3:52.386	34.632	1:24.934	1:52.820	322.9	53:47.667
16	2	5:47.815	2:55.387	1:18.028	1:34.400	331.8	1:06:49.664	13	1	3:40.390	34.028	1:23.043	1:43.319	308.2	57:28.057
17	2	3:27.189	32.675	1:19.443	1:35.071	327.8	1:10:16.853	14	1	3:34.537	33.638	1:21.689	1:39.210	328.8	1:01:02.594
18	2	3:23.453	32.295	1:16.365	1:34.793	320.1	1:13:40.306	15	1	3:44.017 B	33.362	1:21.107	1:49.548	326.8	1:04:46.611
19	2	3:25.109	33.799	1:18.111	1:33.199	313.6	1:17:05.415	16	1	9:12.172	6:12.266	1:21.984	1:37.922	321.0	1:13:58.783
20	2	3:21.259	32.143	1:16.370	1:32.746	318.2	1:20:26.674	17	1	3:39.730	34.376	1:23.252	1:42.102	327.8	1:17:38.513
21	2	3:22.174	32.287	1:16.727	1:33.160	322.9	1:23:48.848	18	1	3:32.503	33.307	1:21.941	1:37.255	323.9	1:21:11.016
22	2	3:24.341	32.866	1:18.135	1:33.340	333.9	1:27:13.189	19	1	3:51.640 B	34.352	1:20.529	1:56.759	325.8	1:25:02.656
23	2	3:33.701 B	32.523	1:15.705	1:45.473	326.8	1:30:46.890	20	2	6:31.711	3:22.296	1:24.932	1:44.483	304.7	1:31:34.367
24	1	5:25.594	2:31.176	1:18.719	1:35.699	324.9	1:36:12.484	21	2	3:38.482	35.165	1:22.722	1:40.595	323.9	1:35:12.849
25	1	3:25.559	32.702	1:19.468	1:33.389	320.1	1:39:38.043	22	2	3:39.919	33.893	1:21.978	1:44.048	323.9	1:38:52.768
26	1	3:24.513	32.542	1:17.469	1:34.502	322.0	1:43:02.556	23	2	3:36.624	33.751	1:21.612	1:41.261	324.9	1:42:29.392

<b>9</b>	<b>Toyota Gazoo Racing</b>	Toyota TS050 - Hybrid	
	1. Nicolas LAPIERRE	3. Jose Maria LOPEZ	LMP1 - H
	2. Yuji KUNIMOTO		

1	1	4:13.390	1:15.475	1:21.187	1:36.728	317.2	4:13.390
2	1	3:22.150	31.440	1:16.588	1:34.122	312.7	7:35.540
3	1	3:38.313	37.508	1:18.939	1:41.866	303.0	11:13.853
4	1	3:19.958	32.238	1:16.572	1:31.148	318.2	14:33.811
5	1	3:33.421 B	34.161	1:17.355	1:41.905	326.8	18:07.232
6	3	6:35.404	3:35.323	1:21.234	1:38.847	330.8	24:42.636
7	3	4:14.828	32.872	2:02.170	1:39.786	319.1	28:57.464
8	3	3:23.430	33.023	1:17.166	1:33.241	312.7	32:20.894
9	3	4:15.802	32.354	2:02.886	1:40.562	305.6	36:36.696
10	3	3:51.347 B	32.455	1:37.329	1:41.563	314.5	40:28.043
11	3	4:23.229	1:29.517	1:20.153	1:33.559	332.9	44:51.272
12	3	3:22.350	33.194	1:17.187	1:31.969	308.2	48:13.622
13	3	3:24.689	32.907	1:17.829	1:33.953	315.4	51:38.311
14	3	3:23.631	32.049	1:16.729	1:34.853	312.7	55:01.942
15	3	3:32.264 B	33.769	1:17.646	1:40.849	327.8	58:34.206
16	2	4:44.703	1:47.924	1:20.113	1:36.666	327.8	1:03:18.909
17	2	3:25.559	32.559	1:17.910	1:35.090	314.5	1:06:44.468
18	2	3:30.646	34.113	1:20.359	1:36.174	315.4	1:10:15.114
19	2	3:24.921	32.323	1:17.381	1:35.217	309.1	1:13:40.035
20	2	3:32.671 B	33.064	1:17.442	1:42.165	320.1	1:17:12.706
21	2	4:28.342	1:33.494	1:18.546	1:36.302	332.9	1:21:41.048
22	2	3:25.791	33.030	1:18.836	1:33.925	314.5	1:25:06.839
23	2	3:22.167	32.222	1:17.405	1:32.540	315.4	1:28:29.006
24	2	3:25.516	32.346	1:16.969	1:36.201	322.0	1:31:54.522
25	2	3:25.689	33.306	1:18.670	1:33.713	317.2	1:35:20.211
26	2	3:24.031	33.184	1:16.894	1:33.953	315.4	1:38:44.242
27	2	3:24.892	32.985	1:17.573	1:34.334	316.3	1:42:09.134

<b>13</b>	<b>Vaillante Rebellion</b>	Oreca 07 - Gibson	
	1. Nelson PIQUET JR	3. Mathias BECHE	LMP2
	2. David HEINEMEIER HANS!		

1	3	4:44.454	1:30.286	1:26.294	1:47.874	291.6	4:44.454
2	3	3:36.220	33.300	1:21.240	1:41.680	326.8	8:20.674
3	3	3:37.159	33.760	1:21.340	1:42.059	325.8	11:57.833
4	3	3:31.636	33.629	1:20.909	1:37.098	325.8	15:29.469

<b>17</b>	<b>IDEC SPORT RACING</b>	LIGIER JSP217 - Gibson	
	1. Patrice LAFARGUE	3. David ZOLLINGER	LMP2
	2. Paul LAFARGUE		

1	2	4:33.140	1:19.622	1:26.446	1:47.072	311.8	4:33.140
2	2	3:44.153	37.001	1:25.823	1:41.329	315.4	8:17.293
3	2	3:57.367 B	36.852	1:26.039	1:54.476	321.0	12:14.660
4	1	5:02.661	1:56.945	1:24.252	1:41.464	319.1	17:17.321
5	1	3:40.958	35.747	1:24.208	1:41.003	321.0	20:58.279
6	1	3:53.190 B	35.015	1:24.204	1:53.971	317.2	24:51.469
7	1	6:49.279	2:59.844	1:58.959	1:50.476	310.0	31:40.748
8	1	4:14.190	36.210	1:44.780	1:53.200	319.1	35:54.938
9	1	4:29.971	35.779	2:06.195	1:47.997	315.4	40:24.909
10	1	3:46.678	36.215	1:25.345	1:45.118	316.3	44:11.587
11	1	3:52.354	36.481	1:29.181	1:46.692	312.7	48:03.941
12	1	3:51.826	36.209	1:29.678	1:45.939	313.6	51:55.767
13	1	4:03.445 B	36.188	1:29.968	1:57.289	315.4	55:59.212
14	3	6:56.264	3:41.616	1:27.841	1:46.807	292.4	1:02:55.476
15	3	3:50.688	35.622	1:25.367	1:49.699	317.2	1:06:46.164
16	3	3:45.906	35.599	1:25.745	1:44.562	315.4	1:10:32.070
17	3	3:47.084	35.349	1:28.003	1:43.732	314.5	1:14:19.154
18	3	3:43.285	35.101	1:24.030	1:44.154	315.4	1:18:02.439
19	3	3:47.651	35.564	1:25.738	1:46.349	292.4	1:21:50.090
20	3	3:40.928	34.852	1:23.553	1:42.523	318.2	1:25:31.018
21	3	3:53.784 B	34.738	1:24.666	1:54.380	311.8	1:29:24.802
22	3	6:17.081	3:02.821	1:28.785	1:45.475	314.5	1:35:41.883
23	3	3:41.689	35.253	1:23.858	1:42.578	319.1	1:39:23.572
24	3	3:40.162	34.892	1:23.540	1:41.730	317.2	1:43:03.734

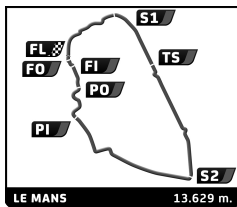
<b>21</b>	<b>DRAGONSPEED - 10 STAR</b>	Oreca 07 - Gibson	
	1. Henrik HEDMAN	3. Felix ROSENQVIST	LMP2
	2. Ben HANLEY		

1	2	4:23.074	1:07.505	1:28.699	1:46.870	286.2	4:23.074
2	2	3:34.296	33.325	1:21.659	1:39.312	323.9	7:57.370
3	2	3:40.826 B	33.726	1:21.460	1:45.640	324.9	11:38.196
4	1	11:08.770	7:54.639	1:26.224	1:47.907	317.2	22:46.966
5	1	4:40.343	36.275	2:10.998	1:53.070	264.5	27:27.309
6	1	4:18.369	35.729	1:54.334	1:48.306	317.2	31:45.678
7	1	4:30.957	35.988	2:01.610	1:53.359	321.0	36:16.635









## FIA WEC 85<sup>e</sup> Edition des 24 Heures du Mans Qualifying Practice 1

### Sector Analysis

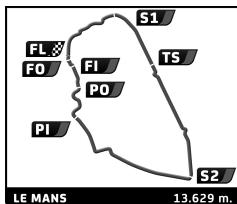


■ Personal Best ■ Session Best ■ Crossing the finish line in pit lane

Lap	D	Time	Sector 1	Sector 2	Sector 3	T. Spd	Elapsed	Lap	D	Time	Sector 1	Sector 2	Sector 3	T. Spd	Elapsed
19	3	3:50.245 <b>B</b>	33.310	1:21.639	1:55.296	324.9	1:28:37.217	4	2	3:43.331	36.242	1:24.117	1:42.972	322.9	17:08.535
<b>32</b> UNITED AUTOSPORTS LIGIER JSP217 - Gibson 1. Will OWEN 3. Filipe ALBUQUERQUE LMP2 2. Hugo DE SADELEER								5 2 <b>3:41.628</b> 35.144 1:24.377 <b>1:42.107</b> 320.1 20:50.163							
1	3	4:30.519	1:09.876	1:28.249	1:52.394	307.3	4:30.519	6	2	3:42.327	35.113	1:24.887	1:42.327	322.0	24:32.490
2	3	3:36.445	34.398	1:23.060	1:38.987	314.5	8:06.964	7	2	4:29.745	<b>34.940</b>	2:07.227	1:47.578	321.0	29:02.235
3	3	3:36.906	33.928	1:23.030	1:39.948	314.5	11:43.870	8	2	3:50.890 <b>B</b>	34.971	1:24.281	1:51.638	321.0	32:53.125
4	3	3:34.890	33.770	<b>1:22.187</b>	1:38.933	313.6	15:18.760	9	3	6:47.068	2:40.079	2:13.494	1:53.495	316.3	39:40.193
5	3	<b>3:34.166</b>	<b>33.620</b>	1:22.417	<b>1:38.129</b>	314.5	18:52.926	10	3	3:45.080	35.035	1:25.206	1:44.839	319.1	43:25.273
6	3	3:47.714 <b>B</b>	35.250	1:23.402	1:49.062	316.3	22:40.640	11	3	11:10.381 <b>B</b>	1:09.575	5:16.417	4:44.389	60.9	54:35.654
7	1	7:05.363	3:02.230	2:10.343	1:52.790	308.2	29:46.003	<b>35</b> Signatech Alpine Matmut Alpine A470 - Gibson 1. Nelson PANCIATICI 3. André NEGRÃO LMP2 2. Pierre RAGUES							
8	1	3:43.497	34.973	1:24.904	1:43.620	313.6	33:29.500	1	1	7:32.675	4:23.377	1:28.370	1:40.928	285.4	7:32.675
9	1	4:35.356	34.681	2:10.663	1:50.012	232.1	38:04.856	2	1	<b>3:31.439</b>	33.228	1:22.041	<b>1:36.170</b>	324.9	11:04.114
10	1	3:41.141	34.824	1:24.619	1:41.698	312.7	41:45.997	3	1	3:31.474	<b>32.845</b>	<b>1:20.715</b>	1:37.914	326.8	14:35.588
11	1	3:41.163	34.492	1:23.989	1:42.682	314.5	45:27.160	4	1	3:44.647 <b>B</b>	33.534	1:22.365	1:48.748	325.8	18:20.235
12	1	3:41.075	35.175	1:24.611	1:41.289	310.9	49:08.235	5	1	17:20.980 <b>B</b>	...	1:42.600	2:25.446	221.7	35:41.215
13	1	3:41.395	34.291	1:24.837	1:42.267	315.4	52:49.630	6	1	7:59.102	4:44.086	1:35.799	1:39.217	269.1	43:40.317
14	1	3:51.578 <b>B</b>	36.815	1:24.801	1:49.962	312.7	56:41.208	7	1	3:36.694	32.993	1:21.691	1:42.010	321.0	47:17.011
15	2	16:09.167	...	1:26.375	1:45.623	298.8	1:12:50.375	8	1	4:13.718	35.864	1:43.770	1:54.084	257.0	51:30.729
16	2	3:43.381	34.281	1:24.000	1:45.100	312.7	1:16:33.756	9	1	3:32.433	33.363	1:21.279	1:37.791	323.9	55:03.162
17	2	3:40.764	34.344	1:23.716	1:42.704	313.6	1:20:14.520	10	1	3:54.214 <b>B</b>	36.234	1:25.674	1:52.306	283.9	58:57.376
18	2	3:42.328	34.271	1:23.722	1:44.335	312.7	1:23:56.848	11	2	9:34.167	6:28.707	1:25.035	1:40.425	281.7	1:08:31.543
19	2	3:41.477	34.286	1:23.395	1:43.796	315.4	1:27:38.325	12	2	3:41.454	34.126	1:23.635	1:43.693	324.9	1:12:12.997
20	2	3:55.729 <b>B</b>	36.048	1:28.261	1:51.420	285.4	1:31:34.054	13	2	3:37.385	34.670	1:22.782	1:39.933	322.0	1:15:50.382
<b>33</b> EURASIA MOTORSPORT LIGIER JSP217 - Gibson 1. Jacques NICOLET 3. Erik MARIS LMP2 2. Pierre NICOLET								14 2 3:37.745 34.260 1:22.427 1:41.058 322.9 1:19:28.127							
1	2	7:48.146	4:31.141	1:28.871	1:48.134	311.8	7:48.146	15	2	3:45.335 <b>B</b>	35.781	1:23.447	1:46.107	321.0	1:23:13.462
2	2	3:56.930	38.857	1:29.065	1:49.008	317.2	11:45.076	16	3	4:59.144	1:48.612	1:28.497	1:42.035	302.2	1:28:12.606
3	2	3:50.688	37.409	1:26.076	1:47.203	319.1	15:35.764	17	3	3:37.151	33.905	1:22.723	1:40.523	325.8	1:31:49.757
4	2	3:48.610	37.085	1:24.893	1:46.632	318.2	19:24.374	18	3	3:37.360	33.751	1:22.354	1:41.255	325.8	1:35:27.117
5	2	3:54.021 <b>B</b>	35.530	1:25.148	1:53.343	318.2	23:18.395	19	3	3:35.679	33.614	1:21.857	1:40.208	325.8	1:39:02.796
6	1	7:33.757	3:14.904	2:18.043	2:00.810	274.6	30:52.152	20	3	3:36.168	33.639	1:21.864	1:40.665	324.9	1:42:38.964
7	1	3:57.038	38.510	1:30.267	1:48.261	312.7	34:49.190	<b>36</b> Signatech Alpine Matmut Alpine A470 - Gibson 1. Romain DUMAS 3. Matthew RAO LMP2 2. Gustavo MENEZES							
8	1	4:40.146	36.500	2:09.861	1:53.785	318.2	39:29.336	1	2	4:21.407	1:08.715	1:25.802	1:46.890	312.7	4:21.407
9	1	3:49.863	36.324	1:26.261	1:47.278	316.3	43:19.199	2	2	3:33.355	33.571	1:21.228	1:38.556	324.9	7:54.762
10	1	4:04.793 <b>B</b>	36.460	1:26.439	2:01.894	314.5	47:23.992	3	2	3:32.753	33.461	<b>1:20.741</b>	1:38.551	326.8	11:27.515
11	3	6:25.542	2:59.570	1:29.508	1:56.464	297.2	53:49.534	4	2	3:33.600	33.394	1:21.863	1:38.343	320.1	15:01.115
12	3	3:54.946	37.074	1:28.473	1:49.399	255.7	57:44.480	5	2	<b>3:31.065</b>	33.249	1:21.004	<b>1:36.812</b>	326.8	18:32.180
13	3	3:52.131	37.311	1:27.106	1:47.714	318.2	1:01:36.611	6	2	3:45.344 <b>B</b>	33.600	1:21.396	1:50.348	328.8	22:17.524
14	3	3:50.690	36.634	1:26.872	1:47.184	313.6	1:05:27.301	7	3	6:41.460	2:43.574	2:09.899	1:47.987	304.7	28:58.984
15	3	3:51.052	36.405	1:27.520	1:47.127	315.4	1:09:18.353	8	3	3:44.291	35.607	1:25.079	1:43.605	322.0	32:43.275
16	3	3:50.049	36.456	1:26.760	1:46.833	318.2	1:13:08.402	9	3	4:32.488	34.244	2:11.538	1:46.706	322.0	37:15.763
17	3	3:58.463 <b>B</b>	37.428	1:26.080	1:54.955	316.3	1:17:06.865	10	3	3:38.738	34.050	1:22.681	1:42.007	323.9	40:54.501
18	2	6:29.995	3:15.284	1:25.683	1:49.028	321.0	1:23:36.860	11	3	3:46.047 <b>B</b>	35.356	1:23.549	1:47.142	323.9	44:40.548
19	2	3:47.376	35.726	1:24.225	1:47.425	317.2	1:27:24.236	12	1	5:18.831	2:11.584	1:25.076	1:42.171	322.9	49:59.379
20	2	3:44.383	35.745	1:24.416	1:44.222	317.2	1:31:08.619	13	1	3:47.536	34.073	1:23.194	1:50.269	327.8	53:46.915
21	2	<b>3:42.660</b>	<b>35.160</b>	<b>1:23.767</b>	<b>1:43.733</b>	318.2	1:34:51.279	14	1	3:36.387	34.069	1:22.994	1:39.324	321.0	57:23.302
22	2	3:53.196 <b>B</b>	36.595	1:24.875	1:51.726	318.2	1:38:44.475	15	1	3:36.331	34.652	1:22.853	1:38.826	327.8	1:00:59.633
<b>34</b> Tockwith Motorsports LIGIER JSP217 - Gibson 1. Nigel MOORE 3. Karun CHANDHOK LMP2 2. Philip HANSON								16 1 3:45.674 <b>B</b> 34.120 1:22.292 1:49.262 323.9 1:04:45.307							
1	2	5:56.802	2:45.198	1:27.404	1:44.200	310.0	5:56.802	17	1	6:48.795	3:27.885	1:28.991	1:51.919	318.2	1:11:34.102
2	2	3:43.971	35.046	<b>1:23.811</b>	1:45.114	324.9	9:40.773	18	1	3:37.430	33.305	1:22.129	1:41.996	324.9	1:15:11.532
3	2	3:44.431	37.058	1:24.163	1:43.210	323.9	13:25.204	19	1	3:34.959	<b>33.154</b>	1:21.373	1:40.432	325.8	1:18:46.491
								20 1 3:42.187 <b>B</b> 33.679 1:21.082 1:47.426 325.8 1:22:28.678							
								21 3 6:23.367 3:17.450 1:23.785 1:42.132 325.8 1:28:52.045							
								22 3 3:39.219 35.321 1:23.666 1:40.232 322.0 1:32:31.264							







## FIA WEC 85<sup>e</sup> Edition des 24 Heures du Mans Qualifying Practice 1

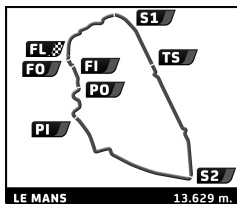
### Sector Analysis



Personal Best Session Best B Crossing the finish line in pit lane

Lap	D	Time	Sector 1	Sector 2	Sector 3	T. Spd	Elapsed	Lap	D	Time	Sector 1	Sector 2	Sector 3	T. Spd	Elapsed
7	3	4:35.635	34.577	2:09.598	1:51.460	316.3	30:13.750	18	3	3:40.690	34.975	1:24.323	1:41.392	319.1	1:25:06.930
8	3	3:44.747	34.632	1:26.135	1:43.980	316.3	33:58.497	19	3	3:41.395	34.356	1:23.445	1:43.594	321.0	1:28:48.325
9	3	4:32.997	35.539	2:07.354	1:50.104	319.1	38:31.494	20	3	3:46.724	35.427	1:24.470	1:46.827	306.5	1:32:35.049
10	3	3:53.683	34.423	1:24.923	1:54.337	319.1	42:25.177	21	3	3:40.996	34.886	1:23.420	1:42.690	321.0	1:36:16.045
11	2	5:36.571	2:24.092	1:26.759	1:45.720	317.2	48:01.748	22	3	3:41.012	34.188	1:22.978	1:43.846	322.9	1:39:57.057
12	2	3:44.133	34.988	1:23.561	1:45.584	315.4	51:45.881	23	3	3:37.405	34.247	1:23.076	1:40.082	319.1	1:43:34.462
13	2	3:40.953	35.108	1:24.627	1:41.218	309.1	55:26.834	<b>50 LARBRE COMPETITION</b> Chevrolet Corvette C7.R							
14	2	3:40.066	35.214	1:23.629	1:41.223	318.2	59:06.900	1.Fernando REES 3.Christian PHILIPPON LMGT E Am							
15	2	3:52.429	34.726	1:23.418	1:54.285	318.2	1:02:59.329	2.Romain BRANDELA							
16	2	6:44.946	3:35.638	1:26.061	1:43.247	313.6	1:09:44.275	1	1	5:53.012	2:22.320	1:37.543	1:53.149	267.8	5:53.012
17	2	3:42.747	37.480	1:24.295	1:40.972	318.2	1:13:27.022	2	1	4:07.705	37.945	1:31.697	1:58.063	273.2	10:00.717
18	2	3:43.929	35.777	1:26.858	1:41.294	320.1	1:17:10.951	3	1	6:28.812	3:04.075	1:31.842	1:52.895	291.6	16:29.529
19	2	3:37.814	34.267	1:23.089	1:40.458	316.3	1:20:48.765	4	1	4:03.013	37.191	1:30.145	1:55.677	294.0	20:32.542
20	2	3:44.261	34.114	1:22.406	1:47.741	318.2	1:24:33.026	5	1	3:56.259	37.076	1:30.025	1:49.158	293.2	24:28.801
21	1	5:43.662	2:26.409	1:28.104	1:49.149	313.6	1:30:16.688	6	1	5:25.452	41.484	2:24.828	2:19.140	215.1	29:54.253
22	1	3:50.379	36.248	1:26.605	1:47.526	318.2	1:34:07.067	7	2	15:29.414	...	1:35.520	1:57.417	290.0	45:23.667
23	1	3:49.480	36.369	1:25.698	1:47.413	314.5	1:37:56.547	8	2	4:12.512	39.127	1:36.726	1:56.659	244.8	49:36.179
24	1	3:48.634	35.812	1:25.128	1:47.694	316.3	1:41:45.181	9	2	4:14.122	39.290	1:35.580	1:59.252	292.4	53:50.301
<b>47 CETILAR VILLORBA CORSE</b> Dallara P217 - Gibson								1.Roberto LACORTE 3.Andrea BELICCHI LMP2							
2.Giorgio SERNAGIOTTO															
1	3	10:38.083	7:29.815	1:26.275	1:41.993	315.4	10:38.083	10	2	4:10.472	39.893	1:34.575	1:56.004	289.3	58:00.773
2	3	14:22.017	34.112	1:22.487	...	325.8	25:00.100	11	2	4:09.485	40.471	1:33.872	1:55.142	293.2	1:02:10.258
3	3	13:29.811	9:01.793	2:27.638	2:00.380	241.5	38:29.911	12	2	4:09.283	38.735	1:33.446	1:57.102	294.0	1:06:19.541
4	3	4:39.572	1:26.143	1:24.992	1:48.437	305.6	43:09.483	13	2	4:22.197	39.935	1:35.698	2:06.564	291.6	1:10:41.738
5	3	19:49.807	...	1:25.247	1:42.556	295.6	1:02:59.290	14	3	7:34.617	3:32.240	1:46.776	2:15.601	245.3	1:18:16.355
6	3	3:44.299	33.952	1:24.227	1:46.120	328.8	1:06:43.589	15	3	4:36.389	44.761	1:42.409	2:09.579	265.8	1:22:52.744
7	3	3:41.958	33.948	1:24.002	1:44.008	323.9	1:10:25.547	16	3	4:31.772	43.142	1:40.955	2:07.675	232.1	1:27:24.516
8	3	3:34.846	34.123	1:21.964	1:38.759	326.8	1:14:00.393	17	3	4:32.303	44.144	1:40.577	2:07.582	251.6	1:31:56.819
9	3	3:48.487	34.455	1:25.784	1:48.248	309.1	1:17:48.880	18	3	4:32.728	45.023	1:40.405	2:07.300	258.2	1:36:29.547
10	1	5:26.252	2:15.406	1:25.386	1:45.460	316.3	1:23:15.132	19	3	4:31.764	43.154	1:40.197	2:08.413	283.9	1:41:01.311
11	1	3:43.046	35.504	1:24.535	1:43.007	290.8	1:26:58.178	<b>51 AF Corse</b> Ferrari 488 GTE							
12	1	3:41.641	34.762	1:23.237	1:43.642	323.9	1:30:39.819	1.James CALADO 3.Michele RUGOLO LMGT E Pro							
13	1	3:40.660	34.939	1:23.488	1:42.233	326.8	1:34:20.479	2.Alessandro PIER GUIDI							
14	1	3:40.935	34.688	1:23.600	1:42.647	326.8	1:38:01.414	1	1	5:05.636	1:41.925	1:32.270	1:51.441	287.7	5:05.636
15	1	3:39.569	34.776	1:23.059	1:41.734	325.8	1:41:40.983	2	1	3:53.123	36.326	1:29.845	1:46.952	290.0	8:58.759
<b>49 Arc Bratislava</b> LIGIER JSP217 - Gibson								1.Miroslav KONOPKA 3.Rik BREUKERS LMP2							
2.Konstantin CALKO															
1	1	7:36.745	4:08.433	1:33.024	1:55.288	282.5	7:36.745	3	1	3:59.219	36.519	1:31.484	1:51.216	291.6	12:57.978
2	1	4:14.854	41.418	1:41.025	1:52.411	315.4	11:51.599	4	1	4:04.651	36.444	1:29.900	1:58.307	290.8	17:02.629
3	1	4:02.823	40.572	1:29.269	1:52.982	280.3	15:54.422	5	1	6:21.658	3:00.474	1:31.440	1:49.744	289.3	23:24.287
4	1	4:01.688	38.757	1:28.865	1:54.066	314.5	19:56.110	6	1	4:56.594	36.435	2:14.786	2:05.373	293.2	28:20.881
5	1	3:55.853	38.174	1:28.580	1:49.099	298.8	23:51.963	7	3	5:58.743	2:27.128	1:38.523	1:53.092	290.0	34:19.624
6	1	4:53.475	38.666	2:15.894	1:58.915	296.4	28:45.438	8	3	4:52.530	37.345	2:16.247	1:58.938	290.8	39:12.154
7	1	3:57.366	38.000	1:29.308	1:50.058	277.4	32:42.804	9	3	3:59.461	37.086	1:32.173	1:50.202	290.0	43:11.615
8	1	4:50.173	38.306	2:13.129	1:58.738	313.6	37:32.977	10	3	4:04.769	38.089	1:31.177	1:55.503	291.6	47:16.384
9	1	3:55.833	37.331	1:28.375	1:50.127	305.6	41:28.810	11	3	3:58.714	37.522	1:31.657	1:49.535	291.6	51:15.098
10	1	4:07.451	37.286	1:28.547	2:01.618	315.4	45:36.261	12	3	4:09.122	37.203	1:31.953	1:59.966	290.8	55:24.220
11	2	5:45.509	2:25.538	1:35.410	1:44.561	306.5	51:21.770	13	2	5:43.698	2:22.282	1:31.921	1:49.495	287.7	1:01:07.918
12	2	3:41.446	34.736	1:24.424	1:42.286	322.9	55:03.216	14	2	3:56.435	37.007	1:31.113	1:48.315	290.0	1:05:04.353
13	2	3:38.415	34.312	1:22.855	1:41.248	321.0	58:41.631	15	2	3:54.693	36.696	1:30.575	1:47.422	289.3	1:08:59.046
14	2	3:38.124	34.433	1:23.085	1:40.606	320.1	1:02:19.755	16	2	3:57.122	37.189	1:30.561	1:49.372	288.5	1:12:56.168
15	2	3:37.226	34.264	1:22.870	1:40.092	324.9	1:05:56.981	17	2	4:13.690	36.651	1:30.260	2:06.779	292.4	1:17:09.858
16	2	7:08.513	36.362	4:03.658	2:28.493	299.7	1:13:05.494	18	2	5:50.868	2:31.632	1:32.087	1:47.149	287.7	1:23:00.726
17	3	8:20.746	5:11.022	1:25.877	1:43.847	318.2	1:21:26.240	19	2	4:02.454	36.365	1:30.000	1:56.089	290.0	1:27:03.180
								20	2	4:42.711	1:17.063	1:31.149	1:54.499	290.8	1:31:45.891
								21	2	3:54.056	36.634	1:30.268	1:47.154	291.6	1:35:39.947
								22	2	4:04.717	36.719	1:30.243	1:57.755	292.4	1:39:44.664





# FIA WEC

## 85<sup>e</sup> Edition des 24 Heures du Mans

### Qualifying Practice 1

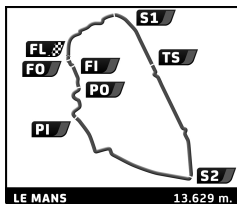
### Sector Analysis



■ Personal Best ■ Session Best B Crossing the finish line in pit lane

Lap	D	Time	Sector 1	Sector 2	Sector 3	T. Spd	Elapsed	Lap	D	Time	Sector 1	Sector 2	Sector 3	T. Spd	Elapsed
<b>54</b>		<b>SPIRIT OF RACE</b>		3.Olivier BERETTA		Ferrari 488 GTE									
		1.Thomas FLOHR				LMGTE Am									
		2.Francesco CASTELLACCI													
1	1	7:09.063	3:19.935	1:41.482	2:07.646	248.1	7:09.063	4	3	<b>3:57.321</b>	<b>36.883</b>	<b>1:30.952</b>	1:49.486	287.7	19:17.443
2	1	4:30.722	41.598	1:39.193	2:09.931	275.3	11:39.785	5	3	3:59.379	36.989	1:31.307	1:51.083	286.9	23:16.822
3	1	4:23.717	41.013	1:38.733	2:03.971	278.1	16:03.502	6	3	5:00.817 <b>B</b>	37.108	2:14.978	2:08.731	261.3	28:17.639
4	1	4:21.945	41.107	1:38.994	2:01.844	238.8	20:25.447	7	1	8:30.961	3:50.215	2:31.119	2:09.627	236.7	36:48.600
5	1	4:30.913 <b>B</b>	40.407	1:37.694	2:12.812	274.6	24:56.360	8	1	4:20.268	40.965	1:37.994	2:01.309	269.8	41:08.868
6	3	9:20.700	5:50.988	1:36.981	1:52.731	276.7	34:17.060	9	1	4:18.262	40.425	1:40.073	1:57.764	283.2	45:27.130
7	3	4:51.017	37.609	2:17.603	1:55.805	281.7	39:08.077	10	1	4:14.057	40.196	1:36.745	1:57.116	282.5	49:41.187
8	3	3:59.729	37.601	1:32.726	1:49.402	281.7	43:07.806	11	1	4:23.014 <b>B</b>	40.836	1:37.020	2:05.158	281.0	54:04.201
9	3	4:05.478	<b>37.372</b>	1:32.183	1:55.923	282.5	47:13.284	12	2	6:29.742	2:48.833	1:44.279	1:56.630	282.5	1:00:33.943
10	3	4:17.171 <b>B</b>	39.962	1:36.061	2:01.148	283.9	51:30.455	13	2	4:09.347	39.205	1:34.765	1:55.377	282.5	1:04:43.290
11	2	6:00.276	2:30.519	1:35.623	1:54.134	280.3	57:30.731	14	2	4:08.325	41.389	1:33.935	1:53.001	287.7	1:08:51.615
12	2	4:03.524	37.813	1:33.806	1:51.905	282.5	1:01:34.255	15	2	4:05.568	38.505	1:34.047	1:53.016	282.5	1:12:57.183
13	2	4:03.817	37.788	1:32.659	1:53.370	284.7	1:05:38.072	16	2	4:08.322	38.394	1:33.892	1:56.036	273.9	1:17:05.505
14	2	4:02.836	38.041	1:33.171	1:51.624	283.2	1:09:40.908	17	2	4:03.641	38.361	1:33.237	1:52.043	286.9	1:21:09.146
15	2	4:10.981 <b>B</b>	37.740	1:32.919	2:00.322	281.0	1:13:51.889	18	2	4:13.516 <b>B</b>	38.805	1:32.839	2:01.872	287.7	1:25:22.662
16	2	5:52.818	2:29.509	1:33.087	1:50.222	282.5	1:19:44.707	19	3	5:53.618	2:25.258	1:34.643	1:53.717	284.7	1:31:16.280
17	2	3:59.017	37.891	<b>1:31.780</b>	<b>1:49.346</b>	286.9	1:23:43.724	20	3	4:02.043	37.640	1:32.730	1:51.673	290.8	1:35:18.323
18	2	4:12.525	37.759	1:32.156	2:02.610	285.4	1:27:56.249	21	3	4:00.143	37.679	1:32.193	1:50.271	286.2	1:39:18.466
19	2	4:00.690	37.816	1:31.876	1:50.998	283.9	1:31:56.939	22	3	3:58.381	37.257	1:31.716	<b>1:49.408</b>	273.9	1:43:16.847
20	2	4:00.169	37.617	1:31.876	1:50.676	284.7	1:35:57.108								
21	2	3:59.590	37.603	1:32.336	1:49.651	282.5	1:39:56.698								
22	2	<b>3:58.904</b>	37.426	1:32.022	1:49.456	283.2	1:43:55.602								
<b>55</b>		<b>SPIRIT OF RACE</b>		3.Marco CIOCI		Ferrari 488 GTE									
		1.Duncan CAMERON				LMGTE Am									
		2.Aaron SCOTT													
1	3	5:28.383	1:49.808	1:36.661	2:01.914	260.0	5:28.383								
2	3	4:15.517	38.485	1:33.515	2:03.517	286.9	9:43.900								
3	3	4:21.780 <b>B</b>	38.422	1:34.714	2:08.644	271.8	14:05.680								
4	3	7:14.068	3:41.956	1:40.723	1:51.389	286.2	21:19.748								
5	3	4:14.513 <b>B</b>	<b>37.632</b>	1:33.838	2:03.043	283.2	25:34.261								
6	1	8:08.912	4:35.309	1:37.082	1:56.521	282.5	33:43.173								
7	1	5:06.007 <b>B</b>	39.963	2:15.456	2:10.588	282.5	38:49.180								
8	1	5:59.738	2:27.852	1:36.893	1:54.993	281.7	44:48.918								
9	1	4:10.796	40.498	1:35.953	1:54.345	268.4	48:59.714								
10	1	4:07.999	39.306	1:34.997	1:53.696	283.9	53:07.713								
11	1	4:06.486	38.674	1:34.693	1:53.119	281.7	57:14.199								
12	1	4:13.734 <b>B</b>	39.388	1:33.956	2:00.390	285.4	1:01:27.933								
13	2	5:48.812	2:18.612	1:36.797	1:53.403	268.4	1:07:16.745								
14	2	4:07.897	38.613	1:36.658	1:52.626	280.3	1:11:24.642								
15	2	4:02.820	38.125	1:33.490	1:51.205	282.5	1:15:27.462								
16	2	4:01.442	37.842	1:32.850	<b>1:50.750</b>	283.9	1:19:28.904								
17	2	4:17.631 <b>B</b>	38.691	1:34.295	2:04.645	283.2	1:23:46.535								
18	3	5:14.221	1:47.773	1:34.096	1:52.352	270.4	1:29:00.756								
19	3	4:04.804	37.884	1:32.585	1:54.335	285.4	1:33:05.560								
20	3	4:04.510	38.056	1:33.072	1:53.382	281.7	1:37:10.070								
21	3	<b>4:01.098</b>	37.815	<b>1:32.444</b>	1:50.839	283.9	1:41:11.168								
<b>60</b>		<b>Clearwater Racing</b>		3.Alvaro PARENTE		Ferrari 488 GTE									
		1.Richard WEE				LMGTE Am									
		2.Hiroki KATOH													
1	3	7:17.752	3:31.750	1:36.731	2:09.271	278.8	7:17.752								
2	3	3:59.653	37.327	1:31.672	1:50.654	288.5	11:17.405								
3	3	4:02.717	39.071	1:32.882	1:50.764	287.7	15:20.122								
<b>61</b>		<b>Clearwater Racing</b>		3.Matt GRIFFIN		Ferrari 488 GTE									
		1.Weng Sun MOK				LMGTE Am									
		2.Keita SAWA													
1	3	5:35.767	2:01.509	1:36.444	1:57.814	275.3	5:35.767								
2	3	3:57.786	37.253	1:31.342	1:49.191	290.8	9:33.553								
3	3	4:00.411	37.164	1:31.394	1:51.853	289.3	13:33.964								
4	3	<b>3:56.333</b>	<b>37.050</b>	<b>1:30.466</b>	<b>1:48.817</b>	292.4	17:30.297								
5	3	4:00.746	37.088	1:31.158	1:52.500	290.0	21:31.043								
6	3	4:12.243 <b>B</b>	37.066	1:33.065	2:02.112	285.4	25:43.286								
7	1	7:07.438	3:27.079	1:38.812	2:01.547	281.0	32:50.724								
8	1	5:03.372	40.283	2:20.148	2:02.941	283.9	37:54.096								
9	1	4:10.552	39.494	1:35.553	1:55.505	282.5	42:04.648								
10	1	4:07.425	38.828	1:34.712	1:53.885	285.4	46:12.073								
11	1	4:07.347	39.026	1:35.106	1:53.215	284.7	50:19.420								
12	1	4:17.539	45.708	1:36.061	1:55.770	282.5	54:36.959								
13	1	4:06.833	38.884	1:35.192	1:52.757	282.5	58:43.792								
14	1	4:16.671 <b>B</b>	39.764	1:34.263	2:02.644	286.9	1:03:00.463								
15	2	6:10.465	2:39.773	1:36.999	1:53.693	284.7	1:09:10.928								
16	2	4:05.375	38.263	1:33.991	1:53.121	284.7	1:13:16.303								
17	2	4:03.426	38.297	1:33.889	1:51.240	283.9	1:17:19.729								
18	2	4:03.321	37.845	1:33.293	1:52.183	283.9	1:21:23.050								
19	2	4:02.561	37.803	1:33.262	1:51.496	285.4	1:25:25.611								
20	2	4:03.448	38.649	1:33.024	1:51.775	288.5	1:29:29.059								
21	2	4:00.895	37.744	1:32.756	1:50.395	286.2	1:33:29.954								
22	2	4:00.423	37.684	1:32.792	1:49.947	285.4	1:37:30.377								
23	2	4:01.450	37.755	1:32.987	1:50.708	286.2	1:41:31.827								
<b>62</b>		<b>Scuderia Corsa</b>		3.Townsend BELL		Ferrari 488 GTE									
		1.Cooper MACNEIL				LMGTE Am									
		2.William SWEEDLER													
1	3	6:16.195	2:50.930	1:33.349	1:51.916	287.7	6:16.195								
2	3	<b>3:57.267</b>	<b>37.215</b>	<b>1:31.445</b>	<b>1:48.607</b>	290.8	10:13.462								
3	3	3:59.695	37.770	1:32.050	1:49.875	290.0	14:13.157								
4	3	3:57.621	37.293	1:31.640	1:48.688	288.5	18:10.778								
5	3	3:58.665	37.390	1:32.117	1:49.158	287.7	22:09.443								
6	3	4:49.062 <b>B</b>	37.981	2:07.789	2:03.292	284.7									





FIA WEC 85° Edition des 24 Heures du Mans Qualifying Practice 1

Sector Analysis



Personal Best Session Best B Crossing the finish line in pit lane

Table with 12 columns: Lap, D, Time, Sector 1, Sector 2, Sector 3, T. Spd, Elapsed. Contains lap data for various drivers.

Driver profile for #68 FORD CHIP GANASSI TEAM USA, Ford GT, LMGTE Pro. Includes driver names (Joey HAND, Dirk MÜLLER, Tony KANAAN) and lap data.

Driver profile for #69 FORD CHIP GANASSI TEAM USA, Ford GT, LMGTE Pro. Includes driver names (Ryan BRISCOE, Richard WESTBROOK, Scott DIXON) and lap data.

Driver profile for #71 AF Corse, Ferrari 488 GTE, LMGTE Pro. Includes driver names (Davide RIGON, Sam BIRD, Miguel MOLINA) and lap data.

Driver profile for #77 Dempsey - Proton Racing, Porsche 911 RSR 991, LMGTE Am. Includes driver names (Christian RIED, Matteo CAIROLI, Marvin DIENST) and lap data.







