

FIA WEC

85^e Edition des 24 Heures du Mans

Qualifying Practice 3

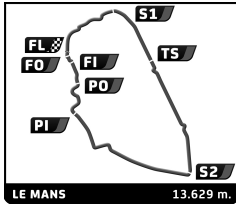
Sector Analysis



Personal Best Session Best B Crossing the finish line in pit lane

Lap	D	Time	Sector 1	Sector 2	Sector 3	T. Spd	Elapsed	Lap	D	Time	Sector 1	Sector 2	Sector 3	T. Spd	Elapsed
21	Dragonspeed - 10 Star Oreca 07 - Gibson LMP2							4	2	3:33.606	33.894	1:21.854	1:37.858	322.0	1:57:13.241
	1.Henrik HEDMAN 3.Felix ROSENQVIST							5	2	3:32.888	33.805	1:21.992	1:37.091	321.0	2:00:46.129
	2.Ben HANLEY														
1	3	4:13.861	57.185	1:24.087	1:52.589	283.2	4:13.861								
2	3	3:29.777	33.135	1:20.181	1:36.461	326.8	7:43.638								
3	3	3:38.549	33.260	1:21.076	1:44.213	326.8	11:22.187								
4	3	4:20.112 B	1:06.668	1:23.351	1:50.093	322.9	15:42.299								
5	2	11:13.115	8:14.776	1:21.923	1:36.416	311.8	26:55.414								
6	2	3:36.380	33.062	1:21.730	1:41.588	326.8	30:31.794								
7	2	3:29.921	32.969	1:20.965	1:35.987	326.8	34:01.715								
8	2	3:33.681	33.220	1:22.327	1:38.134	325.8	37:35.396								
9	2	3:46.020 B	33.091	1:22.774	1:50.155	324.9	41:21.416								
10	2	24:44.400	...	1:25.644	1:39.832	298.0	1:06:05.816								
11	2	3:57.902	33.124	1:43.006	1:41.772	323.9	1:10:03.718								
12	2	4:43.483	34.264	2:31.953	1:37.266	318.2	1:14:47.201								
13	2	3:42.571 B	33.681	1:21.440	1:47.450	319.1	1:18:29.772								
14	2	12:23.963	9:22.177	1:22.318	1:39.468	315.4	1:30:53.735								
15	2	3:32.876	34.524	1:21.248	1:37.104	323.9	1:34:26.611								
16	2	3:42.827 B	33.310	1:20.858	1:48.659	326.8	1:38:09.438								
17	1	10:58.632	7:41.893	1:27.413	1:49.326	317.2	1:49:08.070								
18	1	3:45.847	35.836	1:25.638	1:44.373	307.3	1:52:53.917								
19	1	3:55.559	35.447	1:25.798	1:54.314	280.3	1:56:49.476								
20	1	3:45.726	35.215	1:24.675	1:45.836	319.1	2:00:35.202								
22	G-Drive Racing Oreca 07 - Gibson LMP2														
	1.Memo ROJAS 3.Jose GUTIERREZ														
	2.Ryo HIRAKAWA														
1	2	3:42.078	39.998	1:24.111	1:37.969	309.1	3:42.078								
2	2	3:30.313	33.157	1:21.000	1:36.156	322.9	7:12.391								
3	2	3:35.224	33.366	1:20.617	1:41.241	323.9	10:47.615								
4	2	4:03.277	1:05.218	1:20.864	1:37.195	324.9	14:50.892								
5	2	4:55.913 B	33.340	1:22.040	3:00.533	321.0	19:46.805								
6	1	6:16.813	3:05.760	1:26.056	1:44.997	317.2	26:03.618								
7	1	3:39.081	34.229	1:22.597	1:42.255	327.8	29:42.699								
8	1	3:36.167	34.186	1:22.292	1:39.689	325.8	33:18.866								
9	1	3:37.223	33.981	1:21.383	1:41.859	327.8	36:56.089								
10	1	3:36.589	34.298	1:22.267	1:40.024	325.8	40:32.678								
11	1	3:36.003	33.748	1:21.235	1:41.020	326.8	44:08.681								
12	1	3:34.355	33.812	1:21.850	1:38.693	325.8	47:43.036								
13	1	3:33.663	33.505	1:20.978	1:39.180	326.8	51:16.699								
14	1	3:42.905 B	33.504	1:21.713	1:47.688	325.8	54:59.604								
15	3	6:02.390	2:53.764	1:24.145	1:44.481	322.9	1:01:01.994								
16	3	3:36.936	34.560	1:22.785	1:39.591	325.8	1:04:38.930								
17	3	3:38.425	34.375	1:24.552	1:39.498	326.8	1:08:17.355								
18	3	4:48.063	34.281	2:31.816	1:41.966	304.7	1:13:05.418								
19	3	3:36.410	34.458	1:22.324	1:39.628	326.8	1:16:41.828								
20	3	3:38.012	34.287	1:22.940	1:40.785	326.8	1:20:19.840								
21	3	3:36.560	34.221	1:22.124	1:40.215	327.8	1:23:56.400								
22	3	3:35.701	34.819	1:22.008	1:38.874	327.8	1:27:32.101								
23	3	3:44.028 B	34.069	1:21.412	1:48.547	330.8	1:31:16.129								
23	Panis Barthez Competition Ligier JSP217 - Gibson LMP2														
	1.Fabien BARTHEZ 3.Nathanaël BERTHON														
	2.Timothé BURET														
1	2	4:46:08.633	...	1:26.600	1:40.493	271.1	1:46:08.633								
2	2	3:34.574	33.970	1:22.990	1:37.614	316.3	1:49:43.207								
3	2	3:56.428	34.488	1:21.798	2:00.142	322.9	1:53:39.635								
24	CEFC Manor TRS Racing Oreca 07 - Gibson LMP2							4	2	3:33.606	33.894	1:21.854	1:37.858	322.0	1:57:13.241
	1.Tor GRAVES 3.Jean-Eric VERGNE							5	2	3:32.888	33.805	1:21.992	1:37.091	321.0	2:00:46.129
	2.Jonathan HIRSCHI														
1	3	3:53.993	41.099	1:27.093	1:45.801	294.0	3:53.993								
2	3	3:27.359	32.725	1:19.839	1:34.795	329.8	7:21.352								
3	3	3:43.265 B	32.428	1:19.164	1:51.673	334.9	11:04.617								
4	3	20:22.088	...	1:23.421	1:38.326	317.2	31:26.705								
5	3	3:28.837	32.441	1:19.673	1:36.723	327.8	34:55.542								
6	3	3:27.920	32.455	1:20.140	1:35.325	328.8	38:23.462								
7	3	3:45.609 B	34.205	1:22.548	1:48.856	280.3	42:09.071								
8	3	5:26.314	2:06.540	1:29.309	1:50.465	315.4	47:35.385								
9	3	3:36.764 B	32.509	1:20.121	1:44.134	326.8	51:12.149								
10	3	4:55.876	1:51.266	1:22.746	1:41.864	324.9	56:08.025								
11	3	3:35.169	32.788	1:22.373	1:40.008	272.5	59:43.194								
12	3	3:41.055 B	32.644	1:20.995	1:47.416	329.8	1:03:24.249								
13	3	26:23.616	...	1:22.384	1:41.309	322.0	1:29:47.865								
14	3	3:27.667	33.212	1:19.650	1:34.805	328.8	1:33:15.532								
15	3	3:53.068	32.562	1:21.777	1:58.729	327.8	1:37:08.600								
16	3	3:41.666 B	32.693	1:20.250	1:48.723	323.9	1:40:50.266								
17	3	6:53.159	3:45.821	1:22.397	1:44.941	324.9	1:47:43.425								
18	3	3:33.006	32.843	1:20.331	1:39.832	326.8	1:51:16.431								
19	3	3:46.504 B	32.782	1:19.824	1:53.898	328.8	1:55:02.935								
25	CEFC Manor TRS Racing Oreca 07 - Gibson LMP2														
	1.Roberto GONZALEZ 3.Vitaly PETROV														
	2.Simon TRUMMER														
1	3	3:52.504	42.197	1:25.392	1:44.915	314.5	3:52.504								
2	3	3:28.317	32.323	1:19.901	1:36.093	332.9	7:20.821								
3	3	3:44.755 B	32.363	1:19.128	1:53.264	332.9	11:05.576								
4	1	12:59.131	9:49.080	1:24.945	1:45.106	317.2	24:04.707								
5	1	3:35.450	33.864	1:21.196	1:40.390	331.8	27:40.157								
6	1	3:33.004	33.798	1:20.894	1:38.312	330.8	31:13.161								
7	1	3:32.869	33.367	1:21.119	1:38.383	333.9	34:46.030								
8	1	3:31.944	33.505	1:20.684	1:37.755	336.0	38:17.974								
9	1	3:35.690	33.723	1:21.631	1:40.336	330.8	41:53.664								
10	1	3:33.018	33.636	1:20.665	1:38.717	330.8	45:26.682								
11	1	3:34.525	35.671	1:20.455	1:38.399	334.9	49:01.207								
12	1	3:33.564	34.204	1:20.612	1:38.748	333.9	52:34.771								
13	1	3:48.241 B	34.288	1:24.071	1:49.882	260.7	56:23.012								
14	2	5:14.146	2:12.037	1:22.655	1:39.454	327.8	1:01:37.158								
15	2	3:34.241	33.631	1:20.548	1:40.062	332.9	1:05:11.399								
16	2	3:33.062	33.745	1:21.559	1:37.758	327.8	1:08:44.461								
17	2	4:42.881	33.178	2:32.063	1:37.640	333.9	1:13:27.342								
18	2	3:31.222	33.356	1:20.834	1:37.032	334.9	1:16:58.564								
19	2	3:42.916 B	33.369	1:20.418	1:49.129	332.9	1:20:41.480								
20	3	18:38.106	...	1:23.495	1:46.764	324.9	1:39:19.586								
21	3	3:38.702	32.558	1:23.368	1:42.776	288.5	1:42:58.288								
22	3	3:26.521	32.525	1:19.387	1:34.609	332.9	1:46:24.809								
23	3	3:47.759 B	35.754	1:22.483	1:49.522	327.8	1:50:12.568								
26	G-Drive Racing Oreca 07 - Gibson LMP2														
	1.Roman RUSINOV 3.Alex LYNN														
	2.Pierre THIRIET														
1	3	4:06.771	57.897	1:24.297	1:44.577	276.7	4:06.771								
2	3	3:28.426	33.204	1:20.044	1:35.178	330.8	7:35.197								





FIA WEC 85^e Edition des 24 Heures du Mans Qualifying Practice 3

Sector Analysis



■ Personal Best ■ Session Best ■ Crossing the finish line in pit lane

Lap	D	Time	Sector 1	Sector 2	Sector 3	T. Spd	Elapsed	Lap	D	Time	Sector 1	Sector 2	Sector 3	T. Spd	Elapsed
3	3	3:39.729 B	33.289	1:21.028	1:45.412	326.8	11:14.926	4	2	7:35.410	4:24.519	1:29.085	1:41.806	316.3	30:30.820
4	3	8:40.072	4:20.434	1:23.983	2:55.655	325.8	19:54.998	5	2	3:27.108	32.585	1:19.442	1:35.081	331.8	33:57.928
5	3	3:25.352	32.350	1:19.147	1:33.855	329.8	23:20.350	6	2	3:42.498 B	34.053	1:21.839	1:46.606	328.8	37:40.426
6	3	3:38.280 B	33.104	1:19.918	1:45.258	331.8	26:58.630	7	1	5:34.136	2:31.207	1:22.597	1:40.332	325.8	43:14.562
7	1	23:02.389	...	1:23.168	1:38.756	322.0	50:01.019	8	1	3:39.957	34.401	1:25.749	1:39.807	329.8	46:54.519
8	1	3:32.394	33.170	1:20.867	1:38.357	332.9	53:33.413	9	1	3:40.737	35.908	1:22.492	1:42.337	329.8	50:35.256
9	1	3:31.043	33.255	1:20.091	1:37.697	330.8	57:04.456	10	1	3:40.284	35.269	1:22.165	1:42.850	328.8	54:15.540
10	1	3:35.027	34.393	1:24.571	1:36.063	302.2	1:00:39.483	11	1	3:35.500	34.044	1:22.016	1:39.440	325.8	57:51.040
11	1	3:30.252	33.230	1:20.125	1:36.897	331.8	1:04:09.735	12	1	3:34.342	33.873	1:21.818	1:38.651	325.8	1:01:25.382
12	1	3:33.040	33.402	1:22.965	1:36.673	327.8	1:07:42.775	13	1	3:37.776	33.768	1:24.052	1:39.956	322.9	1:05:03.158
13	1	4:45.066	32.947	2:30.269	1:41.850	218.1	1:12:27.841	14	1	3:37.510	34.016	1:24.272	1:39.222	323.9	1:08:40.668
14	1	3:37.075	33.187	1:22.387	1:41.501	337.0	1:16:04.916	15	1	4:42.346	33.755	2:29.330	1:39.261	325.8	1:13:23.014
15	1	3:28.581	33.081	1:19.750	1:35.750	330.8	1:19:33.497	16	1	3:42.660 B	34.770	1:22.145	1:45.745	326.8	1:17:05.674
16	1	4:00.650 B	32.779	1:20.044	2:07.827	334.9	1:23:34.147	17	3	10:25.651	7:24.635	1:22.443	1:38.573	323.9	1:27:31.325
17	2	7:13.699	4:11.397	1:24.840	1:37.462	327.8	1:30:47.846	18	3	3:34.714	33.385	1:21.019	1:40.310	330.8	1:31:06.039
18	2	3:31.797	33.364	1:20.422	1:38.011	329.8	1:34:19.643	19	3	3:36.037	35.356	1:22.092	1:38.589	316.3	1:34:42.076
19	2	3:30.976	33.144	1:20.504	1:37.328	329.8	1:37:50.619	20	3	3:38.731 B	33.125	1:20.665	1:44.941	329.8	1:38:20.807
20	2	3:30.666	33.185	1:20.532	1:36.949	327.8	1:41:21.285	21	2	5:51.284	2:52.236	1:21.115	1:37.933	327.8	1:44:12.091
21	2	3:30.367	33.209	1:20.346	1:36.812	331.8	1:44:51.652	22	2	3:51.413 B	35.331	1:21.242	1:54.840	326.8	1:48:03.504
22	2	3:30.230	33.464	1:20.710	1:36.056	329.8	1:48:21.882	23	2	6:38.004	3:24.516	1:29.473	1:44.015	320.1	1:54:41.508
23	2	3:29.398	33.105	1:19.719	1:36.574	330.8	1:51:51.280	24	2	3:39.650 B	32.424	1:19.438	1:47.788	330.8	1:58:21.158
24	2	3:32.387	32.905	1:19.921	1:39.561	330.8	1:55:23.667								
25	2	3:31.319	34.969	1:20.651	1:35.699	328.8	1:58:54.986								
26	2	3:40.520 B	32.868	1:19.787	1:47.865	329.8	2:02:35.506								

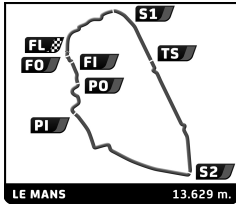
Lap	D	Time	Sector 1	Sector 2	Sector 3	T. Spd	Elapsed
1	2	29:20.597	...	1:25.894	1:41.808	315.4	29:20.597
2	2	3:35.469	32.971	1:20.974	1:41.524	326.8	32:56.066
3	2	3:30.530	32.901	1:21.214	1:36.415	323.9	36:26.596
4	2	3:32.868	33.425	1:22.516	1:36.927	295.6	39:59.464
5	2	3:38.379	33.285	1:22.054	1:43.040	324.9	43:37.843
6	2	3:29.760	33.202	1:20.912	1:35.646	324.9	47:07.603
7	2	3:30.925	32.996	1:20.741	1:37.188	327.8	50:38.528
8	2	3:48.891 B	34.086	1:25.054	1:49.751	323.9	54:27.419
9	3	5:01.041	1:58.620	1:23.491	1:38.930	315.4	59:28.460
10	3	3:32.646	33.431	1:21.766	1:37.449	322.0	1:03:01.106
11	3	3:32.970	33.436	1:21.106	1:38.428	324.9	1:06:34.076
12	3	4:47.677	33.089	2:30.083	1:44.505	326.8	1:11:21.753
13	3	4:25.847	33.208	2:11.233	1:41.406	319.1	1:15:47.600
14	3	3:38.616 B	33.291	1:20.744	1:44.581	322.9	1:19:26.216
15	1	4:45.738	1:41.227	1:23.993	1:40.518	320.1	1:24:11.954
16	1	3:34.585	33.827	1:22.027	1:38.731	326.8	1:27:46.539
17	1	3:40.749 B	33.459	1:21.517	1:45.773	322.0	1:31:27.288
18	1	5:11.353	2:12.968	1:21.744	1:36.641	322.9	1:36:38.641
19	1	3:29.659	32.686	1:21.061	1:35.912	324.9	1:40:08.300
20	1	3:33.186	34.442	1:20.995	1:37.749	321.0	1:43:41.486
21	1	3:38.918	33.040	1:20.092	1:45.786	324.9	1:47:20.404
22	1	3:27.782	32.921	1:19.796	1:35.065	322.9	1:50:48.186
23	1	5:42.414 B	35.714	1:38.071	3:28.629	236.7	1:56:30.600

Lap	D	Time	Sector 1	Sector 2	Sector 3	T. Spd	Elapsed
1	2	14:22.882	...	1:25.034	1:39.161	319.1	14:22.882
2	2	4:47.004	33.275	1:22.222	2:51.507	328.8	19:09.886
3	2	3:45.524 B	35.788	1:22.239	1:47.497	327.8	22:55.410

Lap	D	Time	Sector 1	Sector 2	Sector 3	T. Spd	Elapsed
1	3	4:09.919	48.880	1:24.985	1:56.054	315.4	4:09.919
2	3	3:29.976	33.150	1:20.535	1:36.291	325.8	7:39.895
3	3	3:50.209 B	33.876	1:24.824	1:51.509	295.6	11:30.104
4	2	8:50.433	4:24.206	1:31.727	2:54.500	305.6	20:20.537
5	2	3:50.373	37.485	1:27.088	1:45.800	324.9	24:10.910
6	2	3:46.069	35.509	1:25.035	1:45.525	322.0	27:56.979
7	2	3:48.091	36.491	1:25.912	1:45.688	290.8	31:45.070
8	2	3:46.373	35.717	1:25.483	1:45.173	322.0	35:31.443
9	2	3:45.099	35.133	1:24.291	1:45.675	324.9	39:16.542
10	2	3:44.006	35.645	1:23.834	1:44.527	325.8	43:00.548
11	2	3:43.659	35.924	1:24.275	1:43.460	325.8	46:44.207
12	2	3:45.843	34.806	1:24.573	1:46.464	310.0	50:30.050
13	2	3:54.531 B	35.281	1:24.170	1:55.080	324.9	54:24.581
14	1	6:09.858	2:58.858	1:25.486	1:45.514	297.2	1:00:34.439
15	1	3:41.393	35.352	1:23.598	1:42.443	320.1	1:04:15.832
16	1	3:42.403	35.005	1:25.267	1:42.131	321.0	1:07:58.235
17	1	4:47.594	35.008	2:22.248	1:50.338	319.1	1:12:45.829
18	1	3:40.937	35.072	1:23.623	1:42.242	318.2	1:16:26.766
19	1	3:42.196	36.029	1:24.397	1:41.770	323.9	1:20:08.962
20	1	3:40.848	34.968	1:23.026	1:42.854	324.9	1:23:49.810
21	1	3:37.713	34.434	1:22.253	1:41.026	320.1	1:27:27.523
22	1	3:36.733	34.322	1:22.338	1:40.073	322.9	1:31:04.256
23	1	3:53.284 B	36.758	1:24.485	1:52.041	261.3	1:34:57.540
24	3	5:35.012	2:23.967	1:24.433	1:46.612	320.1	1:40:32.552
25	3	3:36.472	33.475	1:22.924	1:40.073	320.1	1:44:09.024
26	3	3:36.603	33.788	1:21.549	1:41.266	323.9	1:47:45.627
27	3	3:32.229	33.288	1:21.060	1:37.881	323.9	1:51:17.856
28	3	3:50.252 B	35.131	1:23.322	1:51.799	322.9	1:55:08.108

Lap	D	Time	Sector 1	Sector 2	Sector 3	T. Spd	Elapsed
1	2	4:10.755	59.743	1:23.251	1:47.761	324.9	4:10.755





FIA WEC 85^e Edition des 24 Heures du Mans Qualifying Practice 3

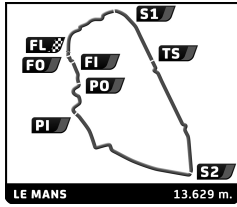
Sector Analysis



Personal Best Session Best B Crossing the finish line in pit lane

Lap	D	Time	Sector 1	Sector 2	Sector 3	T. Spd	Elapsed	Lap	D	Time	Sector 1	Sector 2	Sector 3	T. Spd	Elapsed							
2	2	3:30.575	33.418	1:20.494	1:36.663	329.8	7:41.330															
3	2	3:34.531	33.333	1:21.464	1:39.734	323.9	11:15.861															
4	2	4:16.093 B	1:04.553	1:21.986	1:49.554	326.8	15:31.954															
5	1	7:43.032	4:42.057	1:22.505	1:38.470	323.9	23:14.986															
6	1	3:34.043	33.741	1:21.567	1:38.735	327.8	26:49.029															
7	1	3:35.489	33.634	1:22.227	1:39.628	329.8	30:24.518															
8	1	3:31.917	33.673	1:21.104	1:37.140	331.8	33:56.435															
9	1	3:30.888	33.285	1:20.894	1:36.709	329.8	37:27.323															
10	1	3:44.041 B	33.334	1:21.552	1:49.155	330.8	41:11.364															
11	2	5:19.014	2:17.669	1:22.574	1:38.771	309.1	46:30.378															
12	2	3:35.004	33.839	1:21.599	1:39.566	330.8	50:05.382															
13	2	3:33.223	33.231	1:21.232	1:38.760	331.8	53:38.605															
14	2	3:35.189	33.213	1:21.885	1:40.091	329.8	57:13.794															
15	2	3:35.717	34.305	1:21.649	1:39.763	327.8	1:00:49.511															
16	2	3:30.258	33.030	1:20.416	1:36.812	326.8	1:04:19.769															
17	2	3:40.607 B	33.138	1:20.707	1:46.762	331.8	1:08:00.376															
18	3	7:53.446	4:11.827	2:00.584	1:41.035	251.6	1:15:53.822															
19	3	3:33.879	33.617	1:21.540	1:38.722	330.8	1:19:27.701															
20	3	3:32.095	33.054	1:20.604	1:38.437	330.8	1:22:59.796															
21	3	3:31.012	33.480	1:20.294	1:37.238	328.8	1:26:30.808															
22	3	3:38.431 B	33.335	1:19.957	1:45.139	332.9	1:30:09.239															
23	3	8:51.815	5:50.378	1:23.298	1:38.139	324.9	1:39:01.054															
24	3	3:26.736	32.774	1:19.450	1:34.512	327.8	1:42:27.790															
25	3	3:35.262	33.296	1:21.175	1:40.791	327.8	1:46:03.052															
26	3	3:38.850 B	32.680	1:20.727	1:45.443	326.8	1:49:41.902															
27	3	4:15.985	1:14.017	1:21.513	1:40.455	324.9	1:53:57.887															
28	3	3:36.920	32.731	1:19.605	1:44.584	328.8	1:57:34.807															
29	3	3:27.082	32.708	1:19.496	1:34.878	331.8	2:01:01.889															
32 United Autosports Ligier JSP217 - Gibson 1. Will OWEN 3. Filipe ALBUQUERQUE LMP2 2. Hugo DE SADELEER								34 Tockwith Motorsports Ligier JSP217 - Gibson 1. Nigel MOORE 3. Karun CHANDHOK LMP2 2. Philip HANSON														
1	3	4:11.527	50.901	1:24.211	1:56.415	308.2	4:11.527	1	3	5:40.191	2:33.870	1:25.357	1:40.964	298.0	5:40.191							
2	3	3:31.364	33.237	1:21.044	1:37.083	322.0	7:42.891	2	3	3:33.695	33.838	1:21.485	1:38.372	322.9	9:13.886							
3	3	3:43.064 B	32.879	1:21.362	1:48.823	322.0	11:25.955	3	3	4:48.101	37.129	2:07.592	2:03.380	327.8	14:01.987							
4	2	8:55.115	4:37.288	1:24.631	2:53.196	274.6	20:21.070	4	3	4:54.985 B	34.045	1:23.404	2:57.536	323.9	18:56.972							
5	2	3:40.505	35.425	1:24.119	1:40.961	323.9	24:01.575	5	1	5:53.186	2:50.081	1:22.714	1:40.391	322.9	24:50.158							
6	2	3:34.497	33.927	1:21.994	1:38.576	319.1	27:36.072	6	1	3:36.591	34.608	1:22.210	1:39.773	326.8	28:26.749							
7	2	3:35.119	33.862	1:21.806	1:39.451	319.1	31:11.191	7	1	3:39.580	35.548	1:22.359	1:41.673	324.9	32:06.329							
8	2	3:33.850	33.538	1:21.853	1:38.459	322.0	34:45.041	8	1	3:35.204	34.475	1:21.903	1:38.826	328.8	35:41.533							
9	2	3:35.917	33.696	1:23.153	1:39.068	323.9	38:20.958	9	1	3:44.848 B	34.006	1:23.977	1:46.865	327.8	39:26.381							
10	2	3:33.790	33.596	1:20.992	1:39.202	322.9	41:54.748	10	1	9:21.819	6:18.348	1:23.993	1:39.478	312.7	48:48.200							
11	2	3:35.356	34.870	1:21.475	1:39.011	321.0	45:30.104	11	1	3:35.356	34.273	1:22.749	1:38.334	322.0	52:23.556							
12	2	3:34.901	33.463	1:21.382	1:40.056	323.9	49:05.005	12	1	3:34.284	33.994	1:22.057	1:38.233	322.9	55:57.840							
13	2	3:48.697 B	34.349	1:23.402	1:50.946	320.1	52:53.702	13	1	3:43.105 B	34.531	1:23.135	1:45.439	320.1	59:40.945							
14	1	9:14.715	6:09.483	1:24.995	1:40.237	311.8	1:02:08.417	14	1	6:38.285	3:33.135	1:23.070	1:42.080	314.5	1:06:19.230							
15	1	3:40.502	34.471	1:23.701	1:42.330	318.2	1:05:48.919	15	1	4:35.966	35.677	2:19.200	1:41.089	320.1	1:10:55.196							
16	1	3:37.949	34.231	1:23.767	1:39.951	321.0	1:09:26.868	16	1	4:39.432	34.340	2:25.489	1:39.603	320.1	1:15:34.628							
17	1	4:44.752	34.045	2:30.687	1:40.020	321.0	1:14:11.620	17	1	3:34.090	33.919	1:21.937	1:38.234	322.9	1:19:08.718							
18	1	3:45.177 B	33.959	1:23.344	1:47.874	319.1	1:17:56.797	18	1	3:34.879	34.875	1:21.656	1:38.348	322.9	1:22:43.597							
19	3	11:20.321	8:10.648	1:22.984	1:46.689	317.2	1:29:17.118	19	1	3:37.567	33.775	1:22.530	1:41.262	328.8	1:26:21.164							
20	3	3:30.057	32.965	1:20.512	1:36.580	320.1	1:32:47.175	20	1	3:38.467	33.980	1:21.832	1:42.655	324.9	1:29:59.631							
21	3	3:29.151	32.891	1:20.566	1:35.694	319.1	1:36:16.326	21	1	3:36.508	34.680	1:22.057	1:39.771	323.9	1:33:36.139							
22	3	3:29.571	32.847	1:20.286	1:36.438	322.0	1:39:45.897	22	1	3:35.272	33.784	1:21.719	1:39.769	324.9	1:37:11.411							
23	3	3:44.166 B	33.618	1:23.123	1:47.425	317.2	1:43:30.063	23	1	3:48.040 B	34.105	1:22.202	1:51.733	325.8	1:40:59.451							
24	3	8:21.968	5:17.590	1:22.125	1:42.253	321.0	1:51:52.031	24	1	8:12.783	5:09.727	1:22.704	1:40.352	315.4	1:49:12.234							
25	3	3:40.162 B	33.161	1:21.331	1:45.670	320.1	1:55:32.193	25	1	3:32.536	34.008	1:21.239	1:37.289	326.8	1:52:44.770							
35 Signatech Alpine Matmut Alpine A470 - Gibson 1. Nelson PANCIATICI 3. André NEGRÃO LMP2 2. Pierre RAGUES								26								1	5:08.978	33.470	1:22.145	3:13.363	325.8	1:57:53.748
								27								1	4:33.081 B	38.544	1:44.246	2:10.291	222.6	2:02:26.829
								1								1	7:05.270	3:51.099	1:32.457	1:41.714	289.3	7:05.270
								2								1	3:45.103 B	32.594	1:20.170	1:52.339	328.8	10:50.373
								3								1	14:57.917	...	1:25.913	1:40.325	322.9	25:48.290
								4								1	3:28.891	32.793	1:20.150	1:35.948	329.8	29:17.181
								5								1	3:54.018 B	32.931	1:23.575	1:57.512	327.8	33:11.199
								6								3	6:36.260	3:28.968	1:24.086	1:43.206	279.5	39:47.459
								7								3	3:29.248	32.845	1:20.239	1:36.164	330.8	43:16.707
								8								3	3:32.893	33.173	1:20.525	1:39.195	336.0	46:49.600
								9								3	3:43.984 B	36.246	1:21.259	1:46.479	331.8	50:33.584
								10								1	14:53.080	...	1:24.050	1:39.518	323.9	1:05:26.664
								11								1	3:28.802	32.723	1:20.652	1:35.427	331.8	1:08:55.466
								12								1	5:00.001	32.918	2:36.730	1:50.353	271.1	1:13:55.467
								13								1	3:27.794	32.984	1:20.136	1:34.674	328.8	1:17:23.261
								14								1	3:57.217 B	32.989	1:22.983	2:01.245	328.8	1:21:20.478
								15								1	15:26.856	...	1:24.016	1:42.094	325.8	1:36:47.334
								16								1	3:27.874	32.812	1:19.826	1:35.236	327.8	1:40:15.208
								17								1	3:27.517	32.709	1:19.608	1:35.200	331.8	1:43:42.725
								18								1	3:47.992 B	32.721	1:21.566	1:53.705	329.8	1:47:30.717
								19								2	5:38.378	2:38.343	1:21.995	1:38.040	311.8	1:53:09.095
								20								2	3:35.831	33.271	1:21.161	1:41.399	331.8	1:56:44.926
								21								2	3:31.741	33.206	1:20.962	1:37.573	329.8	2:00:16.667





FIA WEC

85^e Edition des 24 Heures du Mans

Qualifying Practice 3

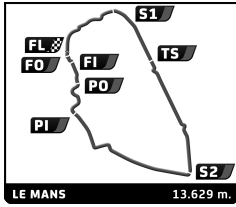
Sector Analysis



■ Personal Best ■ Session Best ■ Crossing the finish line in pit lane

Lap	D	Time	Sector 1	Sector 2	Sector 3	T. Spd	Elapsed	Lap	D	Time	Sector 1	Sector 2	Sector 3	T. Spd	Elapsed
6	3	3:57.076	37.109	1:30.918	1:49.049	288.5	59:29.752	24	2	3:58.524	37.320	1:31.781	1:49.423	287.7	1:50:03.379
7	3	3:56.415	37.163	1:30.918	1:48.334	291.6	1:03:26.167	25	2	4:06.330 B	37.643	1:31.551	1:57.136	287.7	1:54:09.709
8	3	4:00.975	36.966	1:31.389	1:52.620	296.4	1:07:27.142	60 Clearwater Racing Ferrari 488 GTE 1. Richard WEE 3. Alvaro PARENTE 2. Hiroki KATOH LMGTE Am							
9	3	5:17.939 B	37.617	2:38.119	2:02.203	252.8	1:12:45.081	1	3	4:26.673	1:04.122	1:32.732	1:49.819	282.5	4:26.673
10	1	9:11.413 B	5:42.436	1:32.247	1:56.730	291.6	1:21:56.494	2	3	3:56.457	37.067	1:31.186	1:48.204	289.3	8:23.130
11	1	5:17.300	1:58.993	1:29.739	1:48.568	293.2	1:27:13.794	3	3	4:02.389 B	37.023	1:30.375	1:54.991	292.4	12:25.519
12	1	3:53.948	36.982	1:29.261	1:47.705	296.4	1:31:07.742	4	3	11:54.076	8:29.858	1:35.056	1:49.162	291.6	24:19.595
13	1	3:56.555	37.206	1:31.694	1:47.655	293.2	1:35:04.297	5	3	3:55.538	36.960	1:29.967	1:48.611	298.0	28:15.133
14	1	4:00.686 B	36.727	1:29.057	1:54.902	293.2	1:39:04.983	6	3	3:54.994	36.738	1:30.081	1:48.175	294.8	32:10.127
15	1	6:17.165	3:00.575	1:29.942	1:46.648	291.6	1:45:22.148	7	3	4:09.075 B	39.504	1:32.619	1:56.952	292.4	36:19.202
16	1	3:51.028	36.187	1:28.503	1:46.338	294.8	1:49:13.176	8	3	5:54.807	2:32.772	1:31.958	1:50.077	290.8	42:14.009
17	1	4:02.553 B	36.739	1:29.893	1:55.921	296.4	1:53:15.729	9	3	3:57.152	36.774	1:30.497	1:49.881	291.6	46:11.161
18	1	5:07.001	1:44.462	1:31.190	1:51.349	290.8	1:58:22.730	10	3	4:06.597 B	37.778	1:31.857	1:56.962	267.8	50:17.758
19	1	4:11.973 B	37.162	1:31.338	2:03.473	289.3	2:02:34.703	11	2	6:42.682	3:12.346	1:34.918	1:55.418	286.2	57:00.440
54 Spirit of Race Ferrari 488 GTE 1. Thomas FLOHR 3. Olivier BERETTA LMGTE Am 2. Francesco CASTELLACCI								12	2	4:09.615	38.812	1:36.105	1:54.698	283.9	1:01:10.055
1	2	4:34.315	1:10.651	1:34.013	1:49.651	286.9	4:34.315	13	2	4:02.679	38.226	1:32.525	1:51.928	288.5	1:05:12.734
2	2	3:56.301	37.220	1:30.807	1:48.274	289.3	8:30.616	14	2	4:04.830	39.539	1:33.184	1:52.107	290.8	1:09:17.564
3	2	24:44.087 B				37.9	33:14.703	15	2	5:06.037	37.831	2:37.053	1:51.153	286.2	1:14:23.601
4	2	22:44.782	...	1:35.974	1:52.181	280.3	55:59.485	16	2	4:00.700	37.742	1:32.243	1:50.715	291.6	1:18:24.301
5	2	3:59.897	37.666	1:31.858	1:50.373	284.7	59:59.382	17	2	4:00.172	37.523	1:31.569	1:51.080	290.0	1:22:24.473
6	2	4:18.437 B	37.709	1:33.784	2:06.944	283.2	1:04:17.819	18	2	4:00.809	37.639	1:31.827	1:51.343	291.6	1:26:25.282
7	3	7:13.719	2:37.572	2:39.110	1:57.037	283.9	1:11:31.538	19	2	3:57.723	37.346	1:30.923	1:49.454	294.0	1:30:23.005
8	3	4:46.731	38.468	2:08.257	2:00.006	274.6	1:16:18.269	20	2	4:03.543	37.254	1:31.511	1:54.778	292.4	1:34:26.548
9	3	4:02.266	38.284	1:32.776	1:51.206	286.2	1:20:20.535	21	2	4:46.922 B	38.053	1:36.209	2:32.660	292.4	1:39:13.470
10	3	4:00.896	37.731	1:32.125	1:51.040	287.7	1:24:21.431	22	3	9:50.102	6:23.985	1:34.778	1:51.339	289.3	1:49:03.572
11	3	3:59.588	37.750	1:31.953	1:49.885	288.5	1:28:21.019	23	3	3:57.490	36.992	1:31.520	1:48.978	296.4	1:53:01.062
12	3	3:58.744	37.710	1:31.395	1:49.639	289.3	1:32:19.763	24	3	4:01.936	36.875	1:30.650	1:54.411	291.6	1:57:02.998
13	3	4:15.571 B	39.270	1:34.618	2:01.683	283.2	1:36:35.334	25	3	3:56.451	36.965	1:30.717	1:48.769	290.0	2:00:59.449
55 Spirit of Race Ferrari 488 GTE 1. Duncan CAMERON 3. Marco CIOCI LMGTE Am 2. Aaron SCOTT								61 Clearwater Racing Ferrari 488 GTE 1. Weng Sun MOK 3. Matt GRIFFIN LMGTE Am 2. Keita SAWA							
1	3	4:28.941	1:07.256	1:32.546	1:49.139	286.9	4:28.941	1	3	6:43.887	3:19.495	1:33.680	1:50.712	281.7	6:43.887
2	3	3:54.470	36.945	1:29.847	1:47.678	294.0	8:23.411	2	3	3:55.440	36.768	1:30.348	1:48.324	288.5	10:39.327
3	3	4:05.811 B	37.086	1:30.525	1:58.200	294.8	12:29.222	3	3	4:49.113 B	1:05.733	1:36.612	2:06.768	263.2	15:28.440
4	3	11:46.344	8:12.773	1:32.095	2:01.476	286.2	24:15.566	4	3	8:45.679	5:22.035	1:33.316	1:50.328	284.7	24:14.119
5	3	3:56.964	36.946	1:30.189	1:49.829	292.4	28:12.530	5	3	4:04.486 B	37.162	1:30.340	1:56.984	291.6	28:18.605
6	3	4:21.850	37.311	1:47.949	1:56.590	290.0	32:34.380	6	3	5:43.079	2:13.056	1:33.746	1:56.277	281.7	34:01.684
7	3	3:53.641	36.779	1:29.668	1:47.194	294.0	36:28.021	7	3	3:57.800	36.985	1:30.298	1:50.517	291.6	37:59.484
8	3	4:12.092 B	36.715	1:29.831	2:05.546	292.4	40:40.113	8	3	3:55.910	37.004	1:30.183	1:48.723	289.3	41:55.394
9	1	5:30.889	1:56.980	1:37.261	1:56.648	217.7	46:11.002	9	3	4:11.630	38.437	1:38.063	1:55.130	231.6	46:07.024
10	1	4:05.516	39.108	1:33.867	1:52.541	289.3	50:16.518	10	3	4:07.755 B	37.213	1:30.986	1:59.556	286.2	50:14.779
11	1	4:07.039	38.632	1:33.534	1:54.873	286.2	54:23.557	11	2	8:05.335	4:41.657	1:32.879	1:50.799	283.9	58:20.114
12	1	4:04.372	38.701	1:33.527	1:52.144	285.4	58:27.929	12	2	4:00.392	37.629	1:32.866	1:49.897	286.2	1:02:20.506
13	1	4:05.665	38.776	1:33.886	1:53.003	284.7	1:02:33.594	13	2	4:02.326	38.917	1:32.141	1:51.268	283.2	1:06:22.832
14	1	4:03.968	38.463	1:33.136	1:52.369	287.7	1:06:37.562	14	2	5:07.747	38.702	2:36.553	1:52.492	256.4	1:11:30.579
15	1	5:10.150	38.537	2:38.065	1:53.548	257.0	1:11:47.712	15	2	4:37.226	37.401	2:07.813	1:52.012	286.2	1:16:07.805
16	1	4:34.963 B	38.529	1:56.607	1:59.827	286.2	1:16:22.675	16	2	4:01.806	38.778	1:32.221	1:50.807	290.8	1:20:09.611
17	2	5:27.605	2:00.059	1:34.088	1:53.458	285.4	1:21:50.280	17	2	3:57.187	37.338	1:31.441	1:48.408	290.8	1:24:06.798
18	2	4:06.162	38.113	1:33.169	1:54.880	284.7	1:25:56.442	18	2	3:56.222	37.334	1:30.786	1:48.102	291.6	1:28:03.020
19	2	4:06.744	38.510	1:33.407	1:54.827	284.7	1:30:03.186	19	2	3:56.724	37.207	1:30.751	1:48.766	290.0	1:31:59.744
20	2	3:59.840	37.666	1:31.952	1:50.222	288.5	1:34:03.026	20	2	3:59.826	37.230	1:31.311	1:51.285	286.2	1:35:59.570
21	2	3:59.168	37.474	1:31.991	1:49.703	288.5	1:38:02.194	21	2	3:57.248	37.230	1:31.137	1:48.881	289.3	1:39:56.818
22	2	4:02.681	37.565	1:31.486	1:53.630	288.5	1:42:04.875	22	2	3:58.090	37.191	1:31.121	1:49.778	286.9	1:43:54.908
23	2	3:59.980	37.709	1:31.959	1:50.312	284.7	1:46:04.855	23	2	4:06.059 B	37.142	1:31.117	1:57.800	290.8	1:48:00.967





FIA WEC 85° Edition des 24 Heures du Mans Qualifying Practice 3

Sector Analysis



Personal Best Session Best B Crossing the finish line in pit lane

Table with 12 columns: Lap, D, Time, Sector 1, Sector 2, Sector 3, T. Spd, Elapsed. Rows 24-26.

Table for Scuderia Corsa (62) with driver names and lap times for sectors 1-3 and total time.

Table for Corvette Racing - GM (63) with driver names and lap times for sectors 1-3 and total time.

Table for Corvette Racing - GM (64) with driver names and lap times for sectors 1-3 and total time.

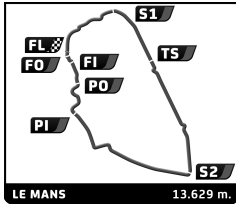
Table with 12 columns: Lap, D, Time, Sector 1, Sector 2, Sector 3, T. Spd, Elapsed. Rows 1-27.

Table for Scuderia Corsa (65) with driver names and lap times for sectors 1-3 and total time.

Table for Ford Chip Ganassi Team UK (66) with driver names and lap times for sectors 1-3 and total time.

Table for Ford Chip Ganassi Team UK (67) with driver names and lap times for sectors 1-3 and total time.





FIA WEC 85° Edition des 24 Heures du Mans Qualifying Practice 3

Sector Analysis



Personal Best Session Best B Crossing the finish line in pit lane

Table with 12 columns: Lap, D, Time, Sector 1, Sector 2, Sector 3, T. Spd, Elapsed. Contains data for drivers 3-19.

Driver 68: Ford Chip Ganassi Team USA. Driver: 1. Joey HAND, 2. Dirk MÜLLER, 3. Tony KANAAN. Includes lap times and sector data.

Driver 77: Dempsey - Proton Racing. Driver: 1. Christian RIED, 2. Matteo CAIROLI, 3. Marvin DIENST. Includes lap times and sector data.

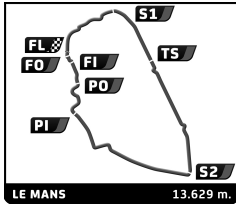
Driver 82: Risi Competizione. Driver: 1. Toni VILANDER, 2. Giancarlo FISICHELLA, 3. Pierre KAFFER. Includes lap times and sector data.

Driver 69: Ford Chip Ganassi Team USA. Driver: 1. Ryan BRISCOE, 2. Richard WESTBROOK, 3. Scott DIXON. Includes lap times and sector data.

Driver 83: DH Racing. Driver: 1. Tracy KROHN, 2. Niclas JÖNSSON, 3. Andrea BERTOLINI. Includes lap times and sector data.

Driver 71: AF Corse. Driver: 1. Davide RIGON, 2. Sam BIRD, 3. Miguel MOLINA. Includes lap times and sector data.





FIA WEC 85^e Edition des 24 Heures du Mans Qualifying Practice 3

Sector Analysis



■ Personal Best ■ Session Best ■ Crossing the finish line in pit lane

Lap	D	Time	Sector 1	Sector 2	Sector 3	T. Spd	Elapsed	Lap	D	Time	Sector 1	Sector 2	Sector 3	T. Spd	Elapsed
19	1	8:05.086	4:29.349	1:38.681	1:57.056	283.9	1:29:30.008	3	3	4:05.117	38.227	1:32.626	1:54.264	288.5	33:48.897
20	1	4:08.394	38.965	1:35.365	1:54.064	286.2	1:33:38.402	4	3	4:02.311	38.188	1:32.390	1:51.733	290.0	37:51.208
21	1	4:10.346	38.966	1:34.590	1:56.790	283.2	1:37:48.748	5	3	4:01.770	37.924	1:32.008	1:51.838	288.5	41:52.978
22	1	4:16.001	41.240	1:40.304	1:54.457	281.7	1:42:04.749	6	3	4:13.763 B	40.403	1:33.822	1:59.538	237.8	46:06.741
23	1	4:12.509	39.410	1:33.917	1:59.182	285.4	1:46:17.258	7	3	30:19.438	...	1:40.518	1:52.760	215.9	1:16:26.179
24	1	4:17.715 B	42.851	1:33.884	2:00.980	286.9	1:50:34.973	8	3	4:05.019	38.615	1:33.685	1:52.719	291.6	1:20:31.198
84 JMW Motorsport Ferrari 488 GTE 1. Robert SMITH 3. Dries VANTHOOR LMGTE Am 2. Will STEVENS								9 3 4:03.750 38.558 1:32.917 1:52.275 287.7 1:24:34.948							
1	2	5:00.784	1:36.836	1:33.372	1:50.576	285.4	5:00.784	10	3	4:09.057 B	38.456	1:32.101	1:58.500	287.7	1:28:44.005
2	2	3:58.285	36.750	1:31.361	1:50.174	283.9	8:59.069	11	3	10:29.073	7:02.261	1:33.386	1:53.426	287.7	1:39:13.078
3	2	4:17.579 B	38.392	1:32.162	2:07.025	288.5	13:16.648	12	3	4:04.139	38.593	1:32.515	1:53.031	288.5	1:43:17.217
4	2	9:53.342	6:30.408	1:32.630	1:50.304	285.4	23:09.990	13	3	4:04.894	38.317	1:31.764	1:54.813	289.3	1:47:22.111
5	2	3:55.469	36.955	1:30.771	1:47.743	288.5	27:05.459	14	3	4:03.539	38.818	1:31.780	1:52.941	288.5	1:51:25.650
6	2	3:56.773	36.764	1:30.256	1:49.753	288.5	31:02.232	15	3	4:00.806	37.841	1:32.076	1:50.889	288.5	1:55:26.456
7	2	3:57.180	36.863	1:30.537	1:49.780	287.7	34:59.412	16	3	4:00.323	37.570	1:31.757	1:50.996	288.5	1:59:26.779
8	2	3:53.977	36.689	1:29.834	1:47.454	290.8	38:53.389	17	3	4:08.016 B	37.988	1:32.035	1:57.993	287.7	2:03:34.795
9	2	4:03.815 B	36.650	1:29.831	1:57.334	289.3	42:57.204	90 TF Sport Aston Martin Vantage LMGTE Am 1. Salih YOLUC 3. Rob BELL 2. Euan HANKEY							
10	1	5:58.170	2:30.503	1:33.980	1:53.687	286.2	48:55.374	1	2	28:02.747	...	1:34.552	1:53.786	272.5	28:02.747
11	1	4:07.389	39.056	1:33.641	1:54.692	286.9	53:02.763	2	2	3:56.137	37.356	1:30.435	1:48.346	290.0	31:58.884
12	1	4:05.255	38.656	1:33.338	1:53.261	283.2	57:08.018	3	2	3:54.551	36.942	1:29.813	1:47.796	294.8	35:53.435
13	1	4:07.162	38.567	1:33.073	1:55.522	286.2	1:01:15.180	4	2	4:18.214 B	38.020	1:38.291	2:01.903	234.2	40:11.649
14	1	4:14.672 B	39.941	1:34.100	2:00.631	283.2	1:05:29.852	5	1	6:15.887	2:47.852	1:33.090	1:54.945	287.7	46:27.536
15	3	12:57.453	9:35.057	1:31.848	1:50.548	283.9	1:18:27.305	6	1	4:05.936	39.468	1:32.892	1:53.576	289.3	50:33.472
16	3	3:58.038	37.415	1:31.100	1:49.523	287.7	1:22:25.343	7	1	4:07.157	38.855	1:34.559	1:53.743	290.8	54:40.629
17	3	3:57.093	37.298	1:30.748	1:49.047	292.4	1:26:22.436	8	1	4:03.356	38.446	1:32.748	1:52.162	289.3	58:43.985
18	3	3:55.388	37.013	1:30.510	1:47.865	287.7	1:30:17.824	9	1	4:49.717 B	40.052	1:48.180	2:21.485	226.3	1:03:33.702
19	3	4:03.502 B	36.924	1:30.446	1:56.132	286.9	1:34:21.326	10	1	9:19.276 B	4:27.940	2:42.324	2:09.012	247.6	1:12:52.978
86 Gulf Racing UK Porsche 911 RSR (2016) LMGTE Am 1. Michael WAINWRIGHT 3. Nicholas FOSTER 2. Benjamin BARKER								11 3 6:17.055 B 2:27.400 1:41.367 2:08.288 219.4 1:19:10.033							
1	2	5:04.797 B	1:31.791	1:33.568	1:59.438	255.7	5:04.797	12	3	12:11.551	8:43.492	1:35.317	1:52.742	261.9	1:31:21.584
2	2	5:36.280	2:11.408	1:31.651	1:53.221	287.7	10:41.077	13	3	4:02.669	38.434	1:32.499	1:51.736	287.7	1:35:24.253
3	2	10:03.298 B	1:06.084	1:31.183	7:26.031	290.0	20:44.375	14	3	4:00.567	37.958	1:31.833	1:50.776	290.0	1:39:24.820
4	2	24:17.820	...	1:32.707	1:50.734	289.3	45:02.195	15	3	4:07.575 B	37.837	1:31.347	1:58.391	290.0	1:43:32.395
5	2	3:58.348	37.727	1:31.085	1:49.536	290.8	49:00.543	91 Porsche GT Team Porsche 911 RSR LMGTE Pro 1. Richard LIETZ 3. Patrick PILET 2. Frédéric MAKOWIECKI							
6	2	4:09.156 B	39.113	1:31.512	1:58.531	294.0	53:09.699	1	1	4:43.158 B	1:15.024	1:33.020	1:55.114	286.9	4:43.158
7	2	6:57.949	3:37.174	1:31.087	1:49.688	291.6	1:00:07.648	2	1	7:57.167	4:29.756	1:35.899	1:51.512	283.2	12:40.325
8	2	3:57.821	37.514	1:30.394	1:49.913	292.4	1:04:05.469	3	1	5:28.983 B	1:06.522	1:31.810	2:50.651	283.2	18:09.308
9	2	4:05.223 B	37.492	1:31.380	1:56.351	291.6	1:08:10.692	4	1	7:28.174	4:07.605	1:31.913	1:48.656	289.3	25:37.482
10	2	12:34.487	9:13.554	1:31.345	1:49.588	286.2	1:20:45.179	5	1	3:55.073	36.756	1:29.978	1:48.339	289.3	29:32.555
11	2	3:56.469	37.186	1:30.292	1:48.991	291.6	1:24:41.648	6	1	3:53.807	36.774	1:30.225	1:46.808	287.7	33:26.362
12	2	4:07.328 B	38.265	1:32.158	1:56.905	290.8	1:28:48.976	7	1	4:03.162 B	36.883	1:30.401	1:55.878	289.3	37:29.524
13	1	6:43.161	3:10.638	1:36.280	1:56.243	286.9	1:35:32.137	8	2	6:40.015	3:21.134	1:30.457	1:48.424	285.4	44:09.539
14	1	4:07.874	39.404	1:33.879	1:54.591	286.9	1:39:40.011	9	2	3:53.919	36.854	1:29.980	1:47.085	286.9	48:03.458
15	1	4:06.808	39.124	1:33.394	1:54.290	287.7	1:43:46.819	10	2	3:54.007	36.895	1:29.941	1:47.171	286.9	51:57.465
16	1	4:07.709	39.136	1:33.847	1:54.726	286.9	1:47:54.528	11	2	4:04.978 B	37.132	1:31.259	1:56.587	288.5	56:02.443
17	1	4:05.452	39.091	1:32.892	1:53.469	289.3	1:51:59.980	12	2	7:22.318	4:01.642	1:32.140	1:48.536	244.8	1:03:24.761
18	1	4:09.446	39.118	1:33.354	1:56.974	287.7	1:56:09.426	13	2	4:07.500 B	36.367	1:31.435	1:59.698	287.7	1:07:32.261
19	1	4:43.894 B	40.704	1:33.449	2:29.741	289.3	2:00:53.320	14	2	12:09.648	8:45.894	1:31.918	1:51.836	286.9	1:19:41.909
88 Proton Competition Porsche 911 RSR 991 LMGTE Am 1. Klaus BACHLER 3. Khaled AL QUBAISI 2. Stéphane LEMERET								15 2 4:22.691 B 36.267 1:30.885 2:15.539 289.3 1:24:04.600							
1	3	25:41.736	...	1:34.787	1:54.101	286.9	25:41.736	16	2	9:50.892 B	6:18.087	1:33.094	1:59.711	285.4	1:33:55.492
2	3	4:02.044	37.985	1:31.819	1:52.240	290.8	29:43.780	17	2	17:49.894	...	1:31.887	1:49.046	283.9	1:51:45.386
								18 2 3:55.710 36.767 1:30.813 1:48.130 287.7 1:55:41.096							
								19 2 3:57.419 36.628 1:30.101 1:50.690 285.4 1:59:38.515							
								20 2 4:10.576 B 36.970 1:32.322 2:01.284 284.7 2:03:49.091							



