



FIA FORMULA E
CHAMPIONSHIP
2017-18

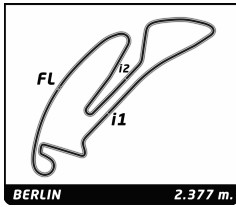


ABB FIA Formula E Championship

Round 9 - Berlin ePrix

Race

Analysis

Official Timekeeper TAG Heuer

Lap	Time	Sector 1	Sector 2	Sector 3	Kph	Elapsed	Lap	Time	Sector 1	Sector 2	Sector 3	Kph	Elapsed
17	A 1:14.646	26.952	22.990	24.704	114.6	21:15.107	27	B 1:13.544	26.503	22.649	24.392	116.4	34:06.565
18	A 1:14.446	26.647	23.023	24.776	114.9	22:29.553	28	B 1:14.307	26.458	23.321	24.528	115.2	35:20.872
19	A 1:14.476	26.675	23.055	24.746	114.9	23:44.029	29	B 1:13.620	26.282	22.842	24.496	116.2	36:34.492
20	A 1:14.178	26.625	23.023	24.530	115.4	24:58.207	30	B 1:13.588	26.129	22.953	24.506	116.3	37:48.080
21	A 1:14.809	26.615	23.616	24.578	114.4	26:13.016	31	B 1:13.563	26.195	22.784	24.584	116.3	39:01.643
22	A 1:15.195	26.885	23.506	24.804	113.8	27:28.211	32	B 1:13.555	26.230	22.690	24.635	116.3	40:15.198
23	B 1:42.095 B	26.835	22.928	52.332	83.8	29:10.306	33	B 1:13.772	26.426	22.652	24.694	116.0	41:28.970
24	B 1:16.775	29.401	22.889	24.485	111.5	30:27.081	34	B 1:13.792	26.179	22.816	24.797	116.0	42:42.762
25	B 1:13.753	26.596	22.677	24.480	116.0	31:40.834	35	B 1:13.530	26.039	22.820	24.671	116.4	43:56.292
26	B 1:13.895	26.470	23.077	24.348	115.8	32:54.729	36	B 1:14.023	26.370	22.846	24.807	115.6	45:10.315
27	B 1:14.115	26.630	22.982	24.503	115.5	34:08.844	37	B 1:14.129	26.419	23.023	24.687	115.4	46:24.444
28	B 1:13.760	26.348	22.947	24.465	116.0	35:22.604	38	B 1:14.025	26.342	22.886	24.797	115.6	47:38.469
29	B 1:13.940	26.486	23.032	24.422	115.7	36:36.544	39	B 1:14.187	26.561	23.063	24.563	115.3	48:52.656
30	B 1:13.878	26.418	22.904	24.556	115.8	37:50.422	40	B 1:14.102	26.364	22.898	24.840	115.5	50:06.758
31	B 1:13.904	26.355	22.862	24.687	115.8	39:04.326	41	B 1:13.665	26.433	22.671	24.561	116.2	51:20.423
32	B 1:13.858	26.457	22.800	24.601	115.9	40:18.184	42	B 1:16.198	26.627	23.671	25.900	112.3	52:36.621
33	B 1:14.004	26.578	22.776	24.650	115.6	41:32.188	43	B 1:16.716	28.082	23.258	25.376	111.5	53:53.337
34	B 1:13.880	26.439	22.797	24.644	115.8	42:46.068	44	B 1:15.153	27.144	23.169	24.840	113.9	55:08.490
35	B 1:13.821	26.397	22.796	24.628	115.9	43:59.889	45	B 1:17.206	27.655	23.506	26.045	110.8	56:25.696
36	B 1:13.820	26.391	22.829	24.600	115.9	45:13.709							
37	B 1:13.926	26.514	23.030	24.382	115.8	46:27.635							
38	B 1:13.120	26.281	22.550	24.289	117.0	47:40.755							
39	B 1:13.751	26.389	23.007	24.355	116.0	48:54.506							
40	B 1:13.778	26.469	22.870	24.439	116.0	50:08.284							
41	B 1:13.439	26.338	22.732	24.369	116.5	51:21.723							
42	B 1:14.554	26.523	22.923	25.108	114.8	52:36.277							
43	B 1:14.547	26.764	23.153	24.630	114.8	53:50.824							
44	B 1:18.022	30.052	23.102	24.868	109.7	55:08.846							
45	B 1:15.787	27.440	23.672	24.675	112.9	56:24.633							

4 Tom DILLMANN		FRA	
Venturi Formula E Team		Venturi VM200-FE-03	
1	A 1:23.172	35.347	23.538
2	A 1:14.719	26.473	23.430
3	A 1:14.368	26.499	23.219
4	A 1:14.424	26.584	23.255
5	A 1:14.242	26.347	23.290
6	A 1:14.275	26.744	24.627
7	A 1:13.895	26.447	22.913
8	A 1:14.083	26.340	23.030
9	A 1:14.696	26.399	23.035
10	A 1:14.149	26.612	22.958
11	A 1:14.085	26.470	22.918
12	A 1:13.859	26.459	22.843
13	A 1:14.293	26.430	23.057
14	A 1:14.272	26.560	23.026
15	A 1:13.990	26.356	22.953
16	A 1:14.991	26.471	23.566
17	A 1:14.415	26.763	23.041
18	A 1:14.575	26.752	23.038
19	A 1:14.569	26.730	23.066
20	A 1:14.335	26.530	23.171
21	A 1:14.541	26.550	23.146
22	A 1:14.488	26.932	22.863
23	B 1:43.817 B	27.247	23.229
24	B 1:16.650	29.631	22.778
25	B 1:14.013	26.519	23.033
26	B 1:14.105	26.424	23.062

5 Maro ENGEL		DEU	
Venturi Formula E Team		Venturi VM200-FE-03	
1	A 1:22.522	34.238	23.422
2	A 1:14.297	26.506	23.469
3	A 1:14.224	26.283	23.338
4	A 1:13.947	26.424	23.022
5	A 1:14.176	26.409	23.120
6	A 1:14.176	26.235	23.218
7	A 1:14.317	26.398	23.136
8	A 1:14.397	26.472	23.297
9	A 1:13.774	26.398	23.004
10	A 1:13.965	26.484	23.001
11	A 1:14.449	26.565	23.141
12	A 1:14.384	26.652	23.041
13	A 1:14.261	26.526	23.151
14	A 1:14.008	26.547	22.969
15	A 1:14.201	26.514	23.005
16	A 1:14.185	26.468	23.043
17	A 1:14.453	26.556	23.125
18	A 1:14.776	26.686	23.289
19	A 1:14.303	26.474	23.254
20	A 1:14.446	26.700	23.199
21	A 1:15.186	27.233	23.305
22	A 1:14.643	26.826	23.163
23	B 1:41.422 B	26.892	24.380
24	B 1:17.063	29.478	23.180
25	B 1:13.739	26.487	22.984
26	B 1:14.061	26.665	22.890
27	B 1:13.707	26.070	23.162
28	B 1:13.677	26.295	22.884
29	B 1:13.714	26.552	22.758
30	B 1:13.580	26.441	22.698
31	B 1:13.818	26.453	22.939
32	B 1:14.658	26.666	22.999
33	B 1:13.614	26.262	22.900
34	B 1:13.984	26.394	23.064
35	B 1:14.014	26.518	23.109
36	B 1:13.874	26.371	22.971



FIA FORMULA E CHAMPIONSHIP 2017-18

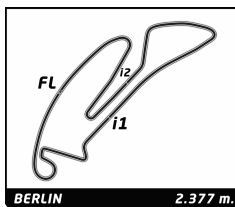


ABB FIA Formula E Championship Round 9 - Berlin ePrix Race

Analysis

Official Timekeeper TAGHeuer

Table with 14 columns: Lap, Time, Sector 1, Sector 2, Sector 3, Kph, Elapsed. Contains race data for 45 laps and driver details for Sébastien BUEMI (9) and Oliver TURVEY (16).



FIA FORMULA E CHAMPIONSHIP 2017-18

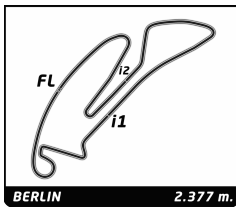


ABB FIA Formula E Championship
Round 9 - Berlin ePrix
Race

Analysis

Official Timekeeper TAG Heuer

Lap	Time	Sector 1	Sector 2	Sector 3	Kph	Elapsed	Lap	Time	Sector 1	Sector 2	Sector 3	Kph	Elapsed
17	A 1:14.127	26.598	22.956	24.573	115.4	21:02.548	27	B 1:13.921	26.572	23.062	24.287	115.8	34:16.621
18	A 1:13.994	26.380	23.047	24.567	115.6	22:16.542	28	B 1:14.008	26.520	22.926	24.562	115.6	35:30.629
19	A 1:14.031	26.408	22.970	24.653	115.6	23:30.573	29	B 1:14.316	26.564	23.166	24.586	115.1	36:44.945
20	A 1:14.001	26.505	23.125	24.371	115.6	24:44.574	30	B 1:14.243	26.556	23.085	24.602	115.3	37:59.188
21	A 1:13.726	26.388	22.912	24.426	116.1	25:58.300	31	B 1:14.091	26.404	23.093	24.594	115.5	39:13.279
22	A 1:13.904	26.330	23.150	24.424	115.8	27:12.204	32	B 1:14.527	26.696	23.114	24.717	114.8	40:27.806
23	B 1:40.307 B	26.242	23.069	50.996	85.3	28:52.511	33	B 1:14.160	26.517	23.077	24.566	115.4	41:41.966
24	B 1:16.432	29.437	22.755	24.240	112.0	30:08.943	34	B 1:14.242	26.620	23.114	24.508	115.3	42:56.208
25	B 1:13.431	26.141	23.009	24.281	116.5	31:22.374	35	B 1:14.432	26.623	23.121	24.688	115.0	44:10.640
26	B 1:13.200	26.256	22.717	24.227	116.9	32:35.574	36	B 1:14.279	26.516	23.283	24.480	115.2	45:24.919
27	B 1:13.196	26.204	22.743	24.249	116.9	33:48.770	37	B 1:14.584	26.645	23.268	24.671	114.7	46:39.503
28	B 1:13.235	26.107	22.748	24.380	116.8	35:02.005	38	B 1:14.844	26.797	23.391	24.656	114.3	47:54.347
29	B 1:13.468	26.267	22.798	24.403	116.5	36:15.473	39	B 1:14.923	26.840	23.418	24.665	114.2	49:09.270
30	B 1:13.181	26.209	22.588	24.384	116.9	37:28.654	40	B 1:14.878	26.698	23.515	24.665	114.3	50:24.148
31	B 1:13.135	26.092	22.641	24.402	117.0	38:41.789	41	B 1:15.038	26.806	23.442	24.790	114.0	51:39.186
32	B 1:13.277	26.247	22.516	24.514	116.8	39:55.066	42	B 1:15.134	26.758	23.536	24.840	113.9	52:54.320
33	B 1:13.389	26.324	22.703	24.362	116.6	41:08.455	43	B 1:15.612	26.960	23.858	24.794	113.2	54:09.932
34	B 1:13.840	26.397	22.949	24.494	115.9	42:22.295	44	B 1:15.979	26.989	23.974	25.016	112.6	55:25.911
35	B 1:13.437	26.331	22.669	24.437	116.5	43:35.732	45	B 1:16.589	27.052	24.015	25.522	111.7	56:42.500
36	B 1:13.570	26.368	22.917	24.285	116.3	44:49.302							
37	B 1:13.242	26.160	22.699	24.383	116.8	46:02.544							
38	B 1:13.712	26.314	22.848	24.550	116.1	47:16.256							
39	B 1:13.356	26.287	22.741	24.328	116.7	48:29.612							
40	B 1:13.549	26.301	22.824	24.424	116.3	49:43.161							
41	B 1:13.192	26.225	22.604	24.363	116.9	50:56.353							
42	B 1:13.348	26.306	22.830	24.212	116.7	52:09.701							
43	B 1:12.896	26.030	22.700	24.166	117.4	53:22.597							
44	B 1:13.355	25.960	22.919	24.476	116.7	54:35.952							
45	B 1:12.488	25.906	22.479	24.103	118.0	55:48.440							

Lap	Time	Sector 1	Sector 2	Sector 3	Kph	Elapsed
1	A 1:25.978	36.590	24.450	24.938	99.5	1:25.978
2	A 1:15.713	27.294	23.497	24.922	113.0	2:41.691
3	A 1:14.129	26.319	23.296	24.514	115.4	3:55.820
4	A 1:13.995	26.533	22.878	24.584	115.6	5:09.815
5	A 1:14.298	26.642	23.085	24.571	115.2	6:24.113
6	A 1:14.378	26.651	23.106	24.621	115.1	7:38.491
7	A 1:14.372	26.850	22.874	24.648	115.1	8:52.863
8	A 1:14.080	26.502	22.889	24.689	115.5	10:06.943
9	A 1:14.726	26.639	23.177	24.910	114.5	11:21.669
10	A 1:14.094	26.644	22.895	24.555	115.5	12:35.763
11	A 1:13.934	26.617	22.839	24.478	115.7	13:49.697
12	A 1:14.339	26.670	23.052	24.617	115.1	15:04.036
13	A 1:14.334	26.481	23.023	24.830	115.1	16:18.370
14	A 1:15.023	26.712	23.524	24.787	114.1	17:33.393
15	A 1:14.379	26.573	23.086	24.720	115.0	18:47.772
16	A 1:14.414	26.668	23.064	24.682	115.0	20:02.186
17	A 1:14.667	26.574	23.315	24.778	114.6	21:16.853
18	A 1:14.585	26.742	23.072	24.771	114.7	22:31.438
19	A 1:14.956	26.539	23.556	24.861	114.2	23:46.394
20	A 1:15.530	26.920	23.709	24.901	113.3	25:01.924
21	A 1:14.459	26.623	23.249	24.587	114.9	26:16.383
22	A 1:14.519	26.497	23.294	24.728	114.8	27:30.902
23	B 1:40.985 B	26.747	23.740	50.498	84.7	29:11.887
24	B 1:17.975	29.572	23.755	24.648	109.7	30:29.862
25	B 1:13.863	26.428	22.906	24.529	115.9	31:43.725
26	B 1:13.920	26.427	22.909	24.584	115.8	32:57.645
27	B 1:14.206	26.801	22.749	24.656	115.3	34:11.851
28	B 1:14.035	26.908	22.535	24.592	115.6	35:25.886
29	B 1:14.085	26.422	23.068	24.595	115.5	36:39.971
30	B 1:13.706	26.279	22.965	24.462	116.1	37:53.677
31	B 1:13.917	26.286	23.058	24.573	115.8	39:07.594
32	B 1:14.536	26.587	22.907	25.042	114.8	40:22.130
33	B 1:13.965	26.647	22.881	24.437	115.7	41:36.095
34	B 1:14.171	26.589	22.918	24.664	115.4	42:50.266
35	B 1:15.834	27.582	23.565	24.687	112.8	44:06.100
36	B 1:14.172	26.338	22.965	24.869	115.4	45:20.272



FIA FORMULA E CHAMPIONSHIP 2017-18

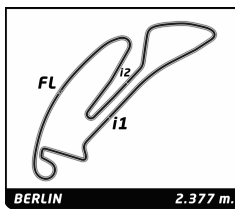


ABB FIA Formula E Championship Round 9 - Berlin ePrix Race

Analysis

Official Timekeeper TAGHeuer

Lap Time Sector 1 Sector 2 Sector 3 Kph Elapsed Lap Time Sector 1 Sector 2 Sector 3 Kph Elapsed

Table with 7 columns: Lap, Time, Sector 1, Sector 2, Sector 3, Kph, Elapsed. Rows 37-45 showing race data for Alex Lynn.

36 Alex LYNN GBR DS Virgin Racing DS Virgin DSV-03

Main race data table with 7 columns: Lap, Time, Sector 1, Sector 2, Sector 3, Kph, Elapsed. Rows 1-45 showing lap-by-lap performance.

200KW Personal Best Session Best B Crossing the finish line in pit lane

66 Daniel ABT DEU Audi Sport ABT Schaeffler Audi e-tron FE04

Table with 7 columns: Lap, Time, Sector 1, Sector 2, Sector 3, Kph, Elapsed. Rows 1-45 showing lap-by-lap performance for Daniel Abt.

68 Luca FILIPPI ITA NIO Formula E Team NextEV NIO Sport 003

Table with 7 columns: Lap, Time, Sector 1, Sector 2, Sector 3, Kph, Elapsed. Rows 1-6 showing lap-by-lap performance for Luca Filippi.



FIA FORMULA E
CHAMPIONSHIP
2017-18

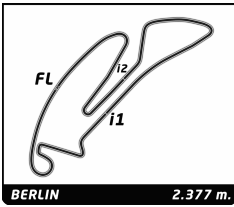


ABB FIA Formula E Championship

Round 9 - Berlin ePrix

Race

Analysis

Official Timekeeper TAG Heuer

■ 200KW ■ Personal Best ■ Session Best ■ B Crossing the finish line in pit lane

Lap		Time	Sector 1	Sector 2	Sector 3	Kph	Elapsed	Lap		Time	Sector 1	Sector 2	Sector 3	Kph	Elapsed
7	A	1:14.961	27.163	23.205	24.593	114.2	9:01.057								
8	A	1:14.847	26.712	23.231	24.904	114.3	10:15.904								
9	A	1:14.841	26.852	23.244	24.745	114.3	11:30.745								
10	A	1:14.707	26.765	23.292	24.650	114.5	12:45.452								
11	A	1:13.998	26.599	22.929	24.470	115.6	13:59.450								
12	A	1:14.153	26.626	22.956	24.571	115.4	15:13.603								
13	A	1:13.752	26.504	22.811	24.437	116.0	16:27.355								
14	A	1:13.798	26.558	22.924	24.316	116.0	17:41.153								
15	A	1:13.505	26.378	22.670	24.457	116.4	18:54.658								
16	A	1:13.780	26.417	22.787	24.576	116.0	20:08.438								
17	A	1:13.618	26.394	22.842	24.382	116.2	21:22.056								
18	A	1:13.677	26.479	22.775	24.423	116.1	22:35.733								
19	A	1:13.999	26.444	22.912	24.643	115.6	23:49.732								
20	A	1:14.024	26.545	22.698	24.781	115.6	25:03.756								
21	A	1:14.196	26.554	23.097	24.545	115.3	26:17.952								
22	A	1:14.238	26.564	23.066	24.608	115.3	27:32.190								
23	B	1:38.771 B	26.626	22.858	49.287	86.6	29:10.961								
24	B	1:17.541	29.575	23.393	24.573	110.4	30:28.502								
25	B	1:13.956	26.606	22.872	24.478	115.7	31:42.458								
26	B	1:14.630	26.795	23.097	24.738	114.7	32:57.088								
27	B	1:14.432	26.588	23.043	24.801	115.0	34:11.520								
28	B	1:14.923	26.695	23.610	24.618	114.2	35:26.443								
29	B	1:14.833	27.308	23.017	24.508	114.4	36:41.276								
30	B	1:14.870	26.465	23.741	24.664	114.3	37:56.146								
31	B	1:14.967	26.361	23.249	25.357	114.1	39:11.113								
32	B	1:14.198	26.565	22.902	24.731	115.3	40:25.311								
33	B	1:13.737	26.448	22.876	24.413	116.1	41:39.048								
34	B	1:13.766	26.382	22.826	24.558	116.0	42:52.814								
35	B	1:14.335	26.545	22.948	24.842	115.1	44:07.149								
36	B	1:13.934	26.486	22.682	24.766	115.7	45:21.083								
37	B	1:14.151	26.697	22.766	24.688	115.4	46:35.234								
38	B	1:14.085	26.744	22.621	24.720	115.5	47:49.319								
39	B	1:14.316	26.509	22.996	24.811	115.1	49:03.635								
40	B	1:14.087	26.776	22.760	24.551	115.5	50:17.722								
41	B	1:13.824	26.700	22.645	24.479	115.9	51:31.546								
42	B	1:13.523	26.359	22.623	24.541	116.4	52:45.069								
43	B	1:13.870	26.501	22.804	24.565	115.8	53:58.939								
44	B	1:15.265	26.900	23.542	24.823	113.7	55:14.204								
45	B	1:14.644	26.802	22.956	24.886	114.6	56:28.848								