

# FIA Formula E Championship

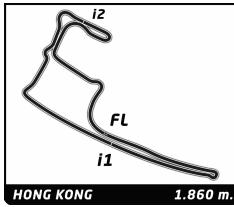
## Round 1 - Hong Kong ePrix

### Non Qualifying Practice 1

### Analysis

Official Timekeeper 

Lap	Time	Sector 1	Sector 2	Sector 3	Kph	Elapsed	Lap	Time	Sector 1	Sector 2	Sector 3	Kph	Elapsed		
<b>1</b>	<b>Lucas Di Grassi</b> BRA							<b>26</b>	A	<b>1:04.097</b>	<b>18.195</b>	21.343	24.559	104.5	45:47.695
	Audi Sport ABT Schaeffler Audi e-tron FE04							<b>3</b>	<b>Nelson Piquet</b> BRA						
1	B	2:23.685	1:21.882	27.930	33.873	46.6	2:23.685	Panasonic Jaguar Racing Jaguar I-Type II							
2	B	1:14.713	20.568	25.644	28.501	89.6	3:38.398	1	A	2:39.995	1:38.620	28.854	32.521	41.9	2:39.995
3	B	1:08.951	19.217	22.777	26.957	97.1	4:47.349	2	A	1:11.431	19.856	24.031	27.544	93.7	3:51.426
4	B	1:08.053	18.653	22.530	26.870	98.4	5:55.402	3	A	1:12.497	19.281	22.306	30.910	92.4	5:03.923
5	A	2:01.360	20.093	24.884	1:16.383	55.2	7:56.762	4	A	1:07.286	18.971	22.033	26.282	99.5	6:11.209
6	A	1:20.589	26.104	25.785	28.700	83.1	9:17.351	5	A	1:31.694	18.701	28.360	44.633	73.0	7:42.903
7	A	3:46.022	19.575	24.065	3:02.382	29.6	13:03.373	6	A	1:09.519	19.219	22.460	27.840	96.3	8:52.422
8	A	1:12.950	22.566	23.568	26.816	91.8	14:16.323	7	A	1:06.024	18.638	21.761	25.625	101.4	9:58.446
9	B	3:13.830	18.989	22.905	2:31.936	34.5	17:30.153	8	A	1:11.324	18.663	21.856	30.805	93.9	11:09.770
10	B	1:12.234	22.806	23.318	26.110	92.7	18:42.387	9	A	1:05.877	18.583	21.960	25.334	101.6	12:15.647
11	B	1:06.680	18.665	22.238	25.777	100.4	19:49.067	10	A	1:05.900	18.765	21.762	25.373	101.6	13:21.547
12	B	1:06.540	18.689	22.363	25.488	100.6	20:55.607	11	A	1:05.631	18.543	21.841	25.247	102.0	14:27.178
13	B	5:06.782	18.816	22.590	4:25.376	21.8	26:02.389	12	A	1:05.790	18.631	21.846	25.313	101.8	15:32.968
14	B	1:18.588	22.608	25.468	30.512	85.2	27:20.977	13	B	12:25.652	22.919	26.185	...	9.0	27:58.620
15	B	1:12.913	18.580	26.776	27.557	91.8	28:33.890	14	B	1:19.865	24.366	26.969	28.530	83.8	29:18.485
16	B	1:04.584	18.258	21.659	24.667	103.7	29:38.474	15	B	1:09.956	19.143	23.000	27.813	95.7	30:28.441
17	B	1:04.690	18.310	21.462	24.918	103.5	30:43.164	16	B	1:04.330	18.307	<b>21.340</b>	24.683	104.1	31:32.771
18	B	1:13.981	18.326	25.726	29.929	90.5	31:57.145	17	B	1:16.767	21.684	27.690	27.393	87.2	32:49.538
19	B	1:04.319	18.199	21.509	24.611	104.1	33:01.464	18	B	1:09.276	18.787	22.760	27.729	96.7	33:58.814
20	A	4:21.881	21.355	26.576	3:33.950	25.6	37:23.345	19	B	1:06.761	18.832	22.473	25.456	100.3	35:05.575
21	A	1:17.571	24.500	25.754	27.317	86.3	38:40.916	20	B	1:07.140	18.980	22.620	25.540	99.7	36:12.715
22	A	1:27.528	20.683	26.542	40.303	76.5	40:08.444	21	B	1:06.845	18.814	22.451	25.580	100.2	37:19.560
23	A	1:04.571	18.359	21.571	24.641	103.7	41:13.015	22	B	1:20.350	19.384	30.952	30.014	83.3	38:39.910
24	A	1:15.887	20.696	27.161	28.030	88.2	42:28.902	23	B	1:36.191	26.401	34.150	35.640	69.6	40:16.101
25	A	<b>1:03.969</b>	<b>18.028</b>	<b>21.385</b>	<b>24.556</b>	104.7	43:32.871	24	B	1:07.471	19.283	22.614	25.574	99.2	41:23.572
26	A	1:28.953	20.577	35.982	32.394	75.3	45:01.824	25	B	1:14.823	18.720	22.231	33.872	89.5	42:38.395
<b>2</b>	<b>Sam Bird</b> GBR							<b>26</b>	B	<b>1:04.269</b>	18.391	21.342	<b>24.536</b>	104.2	45:55.308
	DS Virgin Racing DS Virgin DSV-03							<b>4</b>	<b>Edoardo Mortara</b> CHE						
1	A	2:05.612	1:08.412	26.042	31.158	53.3	2:05.612	Venturi Formula E Team Venturi VM200-FE-03							
2	B	1:50.734	22.330	24.621	1:03.783	60.5	3:56.346	1	A	1:49.276	49.688	28.736	30.852	61.3	1:49.276
3	B	1:15.756	24.021	24.303	27.432	88.4	5:12.102	2	A	1:11.932	20.381	23.991	27.560	93.1	3:01.208
4	B	1:08.371	19.266	22.928	26.177	97.9	6:20.473	3	A	1:08.514	19.266	22.803	26.445	97.7	4:09.722
5	B	1:31.267	19.090	35.422	36.755	73.4	7:51.740	4	A	1:07.684	18.943	22.439	26.302	98.9	5:17.406
6	B	1:07.003	18.884	22.394	25.725	99.9	8:58.743	5	A	1:07.198	18.927	22.183	26.088	99.6	6:24.604
7	B	1:07.021	18.885	22.226	25.910	99.9	10:05.764	6	B	2:28.526	23.955	43.996	1:20.575	45.1	8:53.130
8	B	1:06.638	18.974	22.319	25.345	100.5	11:12.402	7	B	1:16.628	25.308	24.288	27.032	87.4	10:09.758
9	B	7:19.589	18.671	22.483	6:38.435	15.2	18:31.991	8	B	1:06.597	18.865	22.159	25.573	100.5	11:16.355
10	B	1:18.722	23.922	24.962	29.838	85.1	19:50.713	9	B	1:05.293	18.527	<b>21.499</b>	25.267	102.6	12:21.648
11	B	1:14.914	18.460	21.765	34.689	89.4	21:05.627	10	B	1:07.605	18.346	21.771	27.488	99.0	13:29.253
12	B	1:35.073	18.444	37.602	39.027	70.4	22:40.700	11	B	1:05.059	18.437	21.602	25.020	102.9	14:34.312
13	B	1:04.672	18.310	21.655	24.707	103.5	23:45.372	12	B	1:17.110	19.123	27.558	30.429	86.8	15:51.422
14	B	1:25.687	23.398	30.563	31.726	78.1	25:11.059	13	B	1:07.682	19.237	22.559	25.886	98.9	16:59.104
15	B	1:05.176	18.290	21.644	25.242	102.7	26:16.235	14	B	1:09.980	18.704	23.181	28.095	95.7	18:09.084
16	B	1:36.010	27.832	34.241	33.937	69.7	27:52.245	15	B	1:06.469	18.831	22.159	25.479	100.7	19:15.553
17	B	1:04.384	18.328	21.487	24.569	104.0	28:56.629	16	B	1:06.992	19.030	22.383	25.579	100.0	20:22.545
18	A	7:00.753	19.193	22.609	6:18.951	15.9	35:57.382	17	B	1:06.401	18.628	22.188	25.585	100.8	21:28.946
19	A	1:17.810	24.712	24.077	29.021	86.1	37:15.192	18	B	1:08.453	18.918	22.314	27.221	97.8	22:37.399
20	A	1:11.915	20.255	24.954	26.706	93.1	38:27.107	19	B	1:06.313	18.689	22.287	25.337	101.0	23:43.712
21	A	1:24.380	20.547	22.458	41.375	79.4	39:51.487	20	B	1:09.784	18.628	23.660	27.496	96.0	24:53.496
22	A	1:23.547	28.223	23.905	31.419	80.1	41:15.034	21	B	1:05.580	18.560	21.822	25.198	102.1	25:59.076
23	A	1:04.370	18.274	<b>21.330</b>	24.766	104.0	42:19.404	22	B	1:06.196	18.690	21.785	25.721	101.2	27:05.272
24	A	1:04.320	18.268	21.493	<b>24.559</b>	104.1	43:23.724								
25	A	1:19.874	22.408	27.905	29.561	83.8	44:43.598								



## FIA Formula E Championship Round 1 - Hong Kong ePrix Non Qualifying Practice 1

### Analysis

Official Timekeeper TAG Heuer

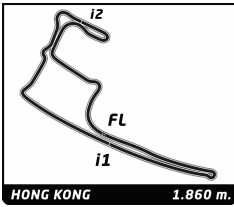
Lap	Time	Sector 1	Sector 2	Sector 3	Kph	Elapsed	Lap	Time	Sector 1	Sector 2	Sector 3	Kph	Elapsed
23	A 3:58.621 <b>B</b>	18.611	22.090	3:17.920	28.1	31:03.893	11	B 1:07.535	19.075	22.616	<b>25.844</b>	99.1	19:32.185
24	A 1:13.366	23.400	24.012	25.954	91.3	32:17.259	12	B 1:08.513	<b>18.755</b>	23.369	26.389	97.7	20:40.698
25	A 1:06.821	18.946	22.475	25.400	100.2	33:24.080	13	B 1:08.027	18.967	22.707	26.353	98.4	21:48.725
26	A 1:05.821	18.599	22.096	25.126	101.7	34:29.901	14	B <b>1:07.441</b>	18.838	<b>22.302</b>	26.301	99.3	22:56.166
27	A 1:05.643	18.524	22.109	25.010	102.0	35:35.544	15	A 8:44.314 <b>B</b>	29.952	1:06.934	7:07.428	12.8	31:40.480
28	A 1:06.297	18.575	22.452	25.270	101.0	36:41.841	16	A 1:20.292	25.875	26.575	27.842	83.4	33:00.772
29	A 1:06.829	19.265	22.328	25.236	100.2	37:48.670	17	A 1:11.145	19.643	24.243	27.259	94.1	34:11.917
30	A 1:09.333	21.164	22.509	25.660	96.6	38:58.003	18	A 1:11.951	20.596	23.919	27.436	93.1	35:23.868
31	A 1:27.947	19.938	42.312	25.697	76.1	40:25.950	19	A 1:12.853	19.617	25.047	28.189	91.9	36:36.721
32	A 1:16.428	22.674	25.913	27.841	87.6	41:42.378	20	A 1:16.340	20.128	24.921	31.291	87.7	37:53.061
33	A 1:04.673	18.464	21.604	24.605	103.5	42:47.051	21	A 5:18.363 <b>B</b>	19.865	25.115	4:33.383	21.0	43:11.424
34	A <b>1:04.279</b>	<b>18.234</b>	21.506	<b>24.539</b>	104.2	43:51.330	22	A 1:19.797	25.574	26.710	27.513	83.9	44:31.221
35	A 1:19.543	18.478	28.324	32.741	84.2	45:10.873	23	A 1:12.636	19.581	24.726	28.329	92.2	45:43.857

5		Maro Engel						DEU
		Venturi Formula E Team						Venturi VM200-FE-03
1	A	1:51.151	54.106	26.406	30.639	60.2	1:51.151	
2	A	1:12.483	19.965	24.467	28.051	92.4	3:03.634	
3	A	1:08.932	19.248	23.076	26.608	97.1	4:12.566	
4	A	1:08.100	18.997	22.800	26.303	98.3	5:20.666	
5	A	1:08.165	18.870	22.917	26.378	98.2	6:28.831	
6	A	1:38.932	28.707	43.657	26.568	67.7	8:07.763	
7	A	1:07.136	18.807	22.491	25.838	99.7	9:14.899	
8	B	4:33.404 <b>B</b>	19.210	22.959	3:51.235	24.5	13:48.303	
9	B	1:14.131	22.537	25.341	26.253	90.3	15:02.434	
10	B	1:07.040	18.797	22.748	25.495	99.9	16:09.474	
11	B	1:10.471	19.073	23.284	28.114	95.0	17:19.945	
12	B	1:05.477	18.450	22.047	24.980	102.3	18:25.422	
13	B	1:12.803	18.938	25.089	28.776	92.0	19:38.225	
14	B	1:05.998	18.748	22.144	25.106	101.5	20:44.223	
15	B	1:17.872	18.832	24.090	34.950	86.0	22:02.095	
16	B	1:07.495	18.584	22.466	26.445	99.2	23:09.590	
17	B	4:04.815 <b>B</b>	<b>18.405</b>	22.356	3:24.054	27.4	27:14.405	
18	A	6:21.685 <b>B</b>	23.717	24.339	5:33.629	17.5	33:36.090	
19	A	1:16.218	24.588	24.304	27.326	87.9	34:52.308	
20	A	1:09.265	18.453	22.165	28.647	96.7	36:01.573	
21	A	<b>1:04.728</b>	18.454	<b>21.705</b>	<b>24.569</b>	103.4	37:06.301	
22	A	1:16.961	19.005	28.657	29.299	87.0	38:23.262	
23	A	1:14.478	18.423	21.738	34.317	89.9	39:37.740	
24	A	1:22.046	32.816	23.747	25.483	81.6	40:59.786	
25	A	1:05.638	18.597	22.079	24.962	102.0	42:05.424	
26	A	1:06.580	18.603	22.078	25.899	100.6	43:12.004	
27	A	1:05.945	18.645	22.263	25.037	101.5	44:17.949	
28	A	1:06.150	18.756	22.403	24.991	101.2	45:24.099	

6		Neel Jani						CHE
		DRAGON						PENSKÉ EV-2
1	A	1:52.769	55.160	27.254	30.355	59.4	1:52.769	
2	A	1:14.472	20.417	25.004	29.051	89.9	3:07.241	
3	A	1:16.031	20.247	25.293	30.491	88.1	4:23.272	
4	A	1:11.621	19.740	23.898	27.983	93.5	5:34.893	
5	A	1:19.895	20.905	24.387	34.603	83.8	6:54.788	
6	B	6:46.871 <b>B</b>	45.327	27.617	5:33.927	16.5	13:41.659	
7	B	1:16.299	24.755	24.083	27.461	87.8	14:57.958	
8	B	1:08.715	19.029	22.836	26.850	97.4	16:06.673	
9	B	1:09.900	19.309	23.809	26.782	95.8	17:16.573	
10	B	1:08.077	19.060	22.658	26.359	98.4	18:24.650	

7		Jérôme d'Ambrosio						BEL
		DRAGON						PENSKÉ EV-2
1	B	2:05.014	1:05.177	27.987	31.850	53.6	2:05.014	
2	B	1:19.658	22.145	27.373	30.140	84.1	3:24.672	
3	B	1:13.759	20.643	25.287	27.829	90.8	4:38.431	
4	B	1:13.262	19.851	24.406	29.005	91.4	5:51.693	
5	B	1:26.274	19.952	24.149	42.173	77.6	7:17.967	
6	B	1:24.796	33.280	24.142	27.374	79.0	8:42.763	
7	B	1:08.566	19.292	23.085	26.189	97.7	9:51.329	
8	A	5:04.615 <b>B</b>	20.195	24.984	4:19.436	22.0	14:55.944	
9	A	1:18.045	24.539	26.285	27.221	85.8	16:13.989	
10	A	1:10.366	19.870	24.252	26.244	95.2	17:24.355	
11	A	1:06.823	18.959	22.476	25.388	100.2	18:31.178	
12	A	1:14.344	18.889	22.262	33.193	90.1	19:45.522	
13	A	1:06.130	18.756	22.370	25.004	101.3	20:51.652	
14	A	1:15.230	21.254	26.343	27.633	89.0	22:06.882	
15	A	1:05.528	18.558	21.998	24.972	102.2	23:12.410	
16	A	1:18.158	18.443	24.968	34.747	85.7	24:30.568	
17	A	1:05.804	18.560	21.802	25.442	101.8	25:36.372	
18	A	1:05.486	18.622	21.821	25.043	102.3	26:41.858	
19	A	1:20.275	21.296	28.878	30.101	83.4	28:02.133	
20	A	1:05.403	18.565	21.857	24.981	102.4	29:07.536	
21	B	9:55.349 <b>B</b>	18.502	22.400	9:14.447	11.2	39:02.885	
22	B	1:41.506	37.749	36.135	27.622	66.0	40:44.391	
23	B	1:06.206	18.774	22.151	25.281	101.1	41:50.597	
24	B	1:05.199	18.423	21.748	25.028	102.7	42:55.796	
25	B	<b>1:04.766</b>	<b>18.311</b>	21.756	<b>24.699</b>	103.4	44:00.562	
26	B	1:08.056	18.355	<b>21.456</b>	28.245	98.4	45:08.618	

8		Nicolas Prost						FRA
		Renault e.dams						Renault Z.E. 17
1	B	2:06.089	1:10.632	24.871	30.586	53.1	2:06.089	
2	B	1:11.761	21.271	23.475	27.015	93.3	3:17.850	
3	B	1:08.910	19.407	22.738	26.765	97.2	4:26.760	
4	B	1:08.435	18.871	22.442	27.122	97.8	5:35.195	
5	B	1:09.538	18.916	22.404	28.218	96.3	6:44.733	
6	B	1:42.689	44.952	31.720	26.017	65.2	8:27.422	
7	B	1:06.379	18.835	21.915	25.629	100.9	9:33.801	
8	A	5:26.059 <b>B</b>	18.956	22.306	4:44.797	20.5	14:59.860	
9	A	2:15.523	1:25.064	24.125	26.334	49.4	17:15.383	
10	A	1:07.959	19.181	22.829	25.949	98.5	18:23.342	
11	A	1:07.837	19.191	22.960	25.686	98.7	19:31.179	
12	A	1:06.923	18.772	22.596	25.555	100.1	20:38.102	



# FIA Formula E Championship

## Round 1 - Hong Kong ePrix

### Non Qualifying Practice 1

### Analysis

Official Timekeeper TAG Heuer

Lap	Time	Sector 1	Sector 2	Sector 3	Kph	Elapsed	Lap	Time	Sector 1	Sector 2	Sector 3	Kph	Elapsed
13	A 1:06.566	18.650	22.355	25.561	100.6	21:44.668	12	A 1:21.679	21.120	28.598	31.961	82.0	19:35.821
14	A 1:06.322	18.394	22.461	25.467	101.0	22:50.990	13	A 1:07.627	19.011	22.897	25.719	99.0	20:43.448
15	A 1:06.760	18.742	22.484	25.534	100.3	23:57.750	14	A 1:08.959	19.060	24.132	25.767	97.1	21:52.407
16	A 1:06.779	18.684	22.564	25.531	100.3	25:04.529	15	A 1:07.373	18.877	22.996	25.500	99.4	22:59.780
17	A 5:14.235 <b>B</b>	18.597	24.243	4:31.395	21.3	30:18.764	16	A 1:07.957	19.824	22.751	25.382	98.5	24:07.737
18	A 1:12.847	24.890	22.801	25.156	91.9	31:31.611	17	B 5:45.771 <b>B</b>	18.831	22.864	5:04.076	19.4	29:53.508
19	A 1:05.034	18.562	21.595	24.877	103.0	32:36.645	18	B 1:17.896	24.437	25.575	27.884	86.0	31:11.404
20	A 1:11.746	18.527	24.251	28.968	93.3	33:48.391	19	B 1:14.317	21.027	25.924	27.366	90.1	32:25.721
21	A 1:05.163	18.574	21.741	24.848	102.8	34:53.554	20	B 1:04.487	<b>18.178</b>	<b>21.539</b>	<b>24.770</b>	103.8	33:30.208
22	B 3:59.201 <b>B</b>	18.373	21.560	3:19.268	28.0	38:52.755	21	B <b>1:04.380</b>	18.402	<b>21.338</b>	<b>24.640</b>	104.0	34:34.588
23	B 1:36.742	28.095	42.008	26.639	69.2	40:29.497	22	B 1:16.088	19.900	27.748	28.440	88.0	35:50.676
24	B 1:06.188	■ 18.686	21.915	25.587	101.2	41:35.685	23	B 1:06.839	18.727	22.615	25.497	100.2	36:57.515
25	B <b>1:04.129</b>	■ <b>17.993</b>	<b>21.337</b>	24.799	104.4	42:39.814	24	B 1:09.918	21.074	22.969	25.875	95.8	38:07.433
26	B 1:18.145	21.479	25.917	30.749	85.7	43:57.959	25	B 1:08.630	19.536	22.894	26.200	97.6	39:16.063
27	B 1:04.786	18.423	21.713	<b>24.650</b>	103.4	45:02.745	26	B 1:34.722	43.634	25.327	25.761	70.7	40:50.785

**9 Sébastien Buemi** CHE  
Renault e.dams Renault Z.E. 17

1	B 2:10.489	1:12.544	27.329	30.616	51.3	2:10.489
2	B 1:12.130	19.663	24.776	27.691	92.8	3:22.619
3	B 1:09.362	19.354	23.352	26.656	96.5	4:31.981
4	B 1:08.709	19.016	22.300	27.393	97.5	5:40.690
5	B 1:10.819	18.761	21.880	30.178	94.6	6:51.509
6	B 1:42.149	44.937	29.704	27.508	65.6	8:33.658
7	B 1:05.929	18.509	21.793	25.627	101.6	9:39.587
8	A 5:02.444 <b>B</b>	19.591	25.475	4:17.378	22.1	14:42.031
9	A 1:20.039	25.084	25.933	29.022	83.7	16:02.070
10	A 1:10.898	19.525	23.801	27.572	94.4	17:12.968
11	A 4:24.135 <b>B</b>	18.665	23.344	3:42.126	25.4	21:37.103
12	A 1:21.064	28.144	25.949	26.971	82.6	22:58.167
13	A 1:04.887	18.443	21.747	24.697	103.2	24:03.054
14	A 1:04.632	18.391	21.527	24.714	103.6	25:07.686
15	A 1:23.886	23.589	28.180	32.117	79.8	26:31.572
16	A 1:05.291	18.250	21.852	25.189	102.6	27:36.863
17	A 5:13.965 <b>B</b>	18.302	21.629	4:34.034	21.3	32:50.828
18	A 1:14.451	23.898	23.776	26.777	89.9	34:05.279
19	A 1:06.825	18.716	22.647	25.462	100.2	35:12.104
20	B 4:52.600 <b>B</b>	18.757	24.840	4:09.003	22.9	40:04.704
21	B 1:17.611	26.334	24.158	27.119	86.3	41:22.315
22	B 1:10.246	■ 18.913	22.596	28.737	95.3	42:32.561
23	B <b>1:03.310</b>	■ <b>17.831</b>	<b>21.233</b>	<b>24.246</b>	105.8	43:35.871
24	B 1:23.168	21.932	32.670	28.566	80.5	44:59.039
25	B 1:24.475	21.756	27.285	35.434	79.3	46:23.514

**16 Oliver Turvey** GBR  
NIO Formula E Team NextEV NIO Sport 003

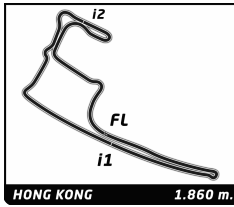
1	A 2:20.879	1:20.396	28.628	31.855	47.5	2:20.879
2	A 5:31.905 <b>B</b>	22.632	25.900	4:43.373	20.2	7:52.784
3	A 1:19.928	25.589	25.639	28.700	83.8	9:12.712
4	A 1:13.585	20.594	25.324	27.667	91.0	10:26.297
5	A 1:06.963	19.047	22.422	25.494	100.0	11:33.260
6	A 1:06.126	18.538	22.032	25.556	101.3	12:39.386
7	A 1:05.551	18.547	21.893	25.111	102.1	13:44.937
8	A 1:09.402	18.580	22.128	28.694	96.5	14:54.339
9	A 1:05.414	■ 18.439	21.823	25.152	102.4	15:59.753
10	A 1:08.789	19.403	22.635	26.751	97.3	17:08.542
11	A 1:05.600	18.506	21.901	25.193	102.1	18:14.142

**18 André Lotterer** DEU  
TECHEETAH Renault Z.E. 17

1	A 1:57.678	1:00.730	26.097	30.851	56.9	1:57.678
2	A 1:12.017	20.206	24.112	27.699	93.0	3:09.695
3	A 1:10.173	19.730	23.467	26.976	95.4	4:19.868
4	A 1:09.196	19.318	23.105	26.773	96.8	5:29.064
5	A 1:08.702	19.175	22.916	26.611	97.5	6:37.766
6	A 1:39.343	33.433	39.411	26.499	67.4	8:17.109
7	B 4:47.759 <b>B</b>	19.467	23.056	4:05.236	23.3	13:04.868
8	B 1:17.509	24.010	24.837	28.662	86.4	14:22.377
9	B 1:07.823	19.427	22.854	25.542	98.7	15:30.200
10	B 1:06.765	18.793	22.327	25.645	100.3	16:36.965
11	B 1:06.746	19.459	22.103	25.184	100.3	17:43.711
12	B 1:07.779	18.649	22.386	26.744	98.8	18:51.490
13	B 1:15.053	18.936	22.962	33.155	89.2	20:06.543
14	B 1:06.223	18.899	22.011	25.313	101.1	21:12.766
15	B 1:06.021	18.557	22.223	25.241	101.4	22:18.787
16	B 1:05.837	18.624	21.988	25.225	101.7	23:24.624
17	B 1:25.461	18.804	27.033	39.624	78.4	24:50.085
18	B 1:37.249	30.654	32.886	33.709	68.9	26:27.334
19	B 1:05.541	18.973	<b>21.745</b>	<b>24.823</b>	102.2	27:32.875
20	A 6:46.250 <b>B</b>	<b>18.459</b>	21.778	6:06.013	16.5	34:19.125
21	A 1:14.762	■ 22.846	24.469	27.447	89.6	35:33.887
22	A 1:10.950	18.540	23.719	28.691	94.4	36:44.837
23	A <b>1:05.455</b>	18.591	21.836	25.028	102.3	37:50.292
24	A 1:05.716	18.515	22.119	25.082	101.9	38:56.008
25	A 1:23.307	19.383	34.553	29.371	80.4	40:19.315
26	A 1:08.925	18.690	22.214	28.021	97.1	41:28.240

**19 Felix Rosenqvist** SWE  
Mahindra Racing Mahindra M4Electro

1	B 1:56.027	56.093	26.938	32.996	57.7	1:56.027
2	B 1:11.504	19.560	24.717	27.227	93.6	3:07.531
3	B 1:07.953	19.023	22.770	26.160	98.5	4:15.484
4	B 1:07.441	18.937	22.470	26.034	99.3	5:22.925
5	B 1:06.881	18.599	22.386	25.896	100.1	6:29.806
6	A 2:11.680 <b>B</b>	29.041	43.152	59.487	50.9	8:41.486



## FIA Formula E Championship Round 1 - Hong Kong ePrix Non Qualifying Practice 1

### Analysis

Official Timekeeper

Lap	Time	Sector 1	Sector 2	Sector 3	Kph	Elapsed	Lap	Time	Sector 1	Sector 2	Sector 3	Kph	Elapsed
7	A 1:19.112	22.872	26.887	29.353	84.6	10:00.598	6	B 1:19.938	24.606	26.416	28.916	83.8	9:14.626
8	A 1:10.997	18.906	25.153	26.938	94.3	11:11.595	7	B 1:12.981	20.340	24.926	27.715	91.7	10:27.607
9	A 1:08.159	18.616	22.384	27.159	98.2	12:19.754	8	B 1:11.868	19.024	24.040	28.804	93.2	11:39.475
10	A 1:10.600	18.341	21.807	30.452	94.8	13:30.354	9	B 1:07.007	18.733	22.652	25.622	99.9	12:46.482
11	A 1:06.930	18.809	22.533	25.588	100.0	14:37.284	10	B 1:05.813	18.413	22.207	25.193	101.7	13:52.295
12	A 1:06.345	18.529	22.395	25.421	100.9	15:43.629	11	B 1:07.981	19.215	23.030	25.736	98.5	15:00.276
13	A 1:06.597	18.445	22.484	25.668	100.5	16:50.226	12	B 1:07.554	19.025	22.294	26.235	99.1	16:07.830
14	A 1:05.813	18.439	22.189	25.185	101.7	17:56.039	13	B 1:15.060	19.399	24.196	31.465	89.2	17:22.890
15	A 1:07.112	18.874	22.472	25.766	99.8	19:03.151	14	B 1:12.147	18.488	24.125	29.534	92.8	18:35.037
16	A 1:06.145	18.433	22.303	25.409	101.2	20:09.296	15	B 1:06.129	18.441	22.342	25.346	101.3	19:41.166
17	A 1:06.032	18.494	22.293	25.245	101.4	21:15.328	16	B 1:08.050	18.640	23.166	26.244	98.4	20:49.216
18	A 1:07.579	18.334	23.419	25.826	99.1	22:22.907	17	B 1:09.016	18.513	22.656	27.847	97.0	21:58.232
19	A 1:07.113	18.599	22.562	25.952	99.8	23:30.020	18	B 1:05.367	18.338	21.992	25.037	102.4	23:03.599
20	A 1:14.654	20.572	27.825	26.257	89.7	24:44.674	19	A 6:04.693 B	19.578	23.785	5:21.330	18.4	29:08.292
21	A <b>1:04.524</b>	18.234	21.594	24.696	103.8	25:49.198	20	A 1:14.684	22.773	24.519	27.392	89.7	30:22.976
22	A 1:11.866	19.734	23.870	28.262	93.2	27:01.064	21	A 1:05.163	18.472	21.672	25.019	102.8	31:28.139
23	A 1:05.053	18.616	21.779	<b>24.658</b>	102.9	28:06.117	22	A 1:04.727	18.516	<b>21.490</b>	24.721	103.4	32:32.866
24	B 4:45.455 B	18.306	22.651	4:04.498	23.5	32:51.572	23	A 8:12.575 B	<b>18.242</b>	21.930	7:32.403	13.6	40:45.441
25	B 1:14.919	24.056	24.125	26.738	89.4	34:06.491	24	A 1:12.167	23.019	23.250	25.898	92.8	41:57.608
26	B 1:12.085	18.751	23.637	29.697	92.9	35:18.576	25	A <b>1:04.596</b>	18.299	21.673	<b>24.624</b>	103.7	43:02.204
							26	A 1:05.025	18.281	21.631	25.113	103.0	44:07.229
							27	A 1:04.941	18.361	21.778	24.802	103.1	45:12.170

**20 Mitch Evans** NZL  
Panasonic Jaguar Racing Jaguar I-Type II

1	B 2:19.613	1:12.898	32.922	33.793	48.0	2:19.613
2	A 2:02.193 B	24.058	29.295	1:08.840	54.8	4:21.806
3	A 1:31.569	31.917	27.361	32.291	73.1	5:53.375
4	A 1:25.889	19.514	23.642	42.733	78.0	7:19.264
5	A 1:29.220	33.034	28.084	28.102	75.1	8:48.484
6	A 1:07.485	19.196	22.310	25.979	99.2	9:55.969
7	A 1:08.059	18.721	22.253	27.085	98.4	11:04.028
8	A 1:05.622	18.693	21.849	25.080	102.0	12:09.650
9	A 1:22.582	20.218	33.305	29.059	81.1	13:32.232
10	A 1:08.735	19.316	22.759	26.660	97.4	14:40.967
11	A 1:08.614	19.229	22.926	26.459	97.6	15:49.581
12	A 1:08.146	19.415	22.509	26.222	98.3	16:57.727
13	A 1:07.617	19.096	22.803	25.718	99.0	18:05.344
14	A 1:23.558	23.820	29.606	30.132	80.1	19:28.902
15	A 1:04.710	18.487	21.597	24.626	103.5	20:33.612
16	A 1:22.103	21.198	28.921	31.984	81.6	21:55.715
17	A 1:04.785	18.447	21.625	24.713	103.4	23:00.500
18	B 12:25.955 B	21.639	26.713	...	9.0	35:26.455
19	B 1:28.437	29.086	27.925	31.426	75.7	36:54.892
20	B 1:21.598	23.837	29.816	27.945	82.1	38:16.490
21	B 1:10.167	18.261	21.688	30.218	95.4	39:26.657
22	B 1:32.369	39.962	26.174	26.233	72.5	40:59.026
23	B 1:03.800	18.235	<b>21.149</b>	24.416	105.0	42:02.826
24	B 1:20.193	21.344	27.884	30.965	83.5	43:23.019
25	B <b>1:03.776</b>	<b>18.230</b>	21.174	<b>24.372</b>	105.0	44:26.795
26	B 1:11.805	18.566	25.313	27.926	93.3	45:38.600

**23 Nick Heidfeld** DEU  
Mahindra Racing Mahindra M4Electro

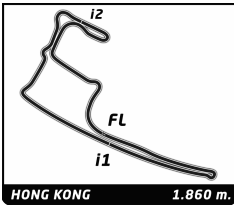
1	A 2:26.893	1:31.196	25.825	29.872	45.6	2:26.893
2	A 1:17.392	20.118	26.398	30.876	86.5	3:44.285
3	A 1:08.100	18.986	22.794	26.320	98.3	4:52.385
4	A 1:08.057	18.897	22.810	26.350	98.4	6:00.442
5	B 1:54.246 B	18.974	24.762	1:10.510	58.6	7:54.688

**25 Jean-Eric Vergne** FRA  
TECHEETAH Renault Z.E. 17

1	A 2:30.506	1:33.739	26.772	29.995	44.5	2:30.506
2	A 1:15.806	20.135	26.411	29.260	88.3	3:46.312
3	A 1:12.029	20.220	24.458	27.351	93.0	4:58.341
4	A 1:10.065	19.453	23.838	26.774	95.6	6:08.406
5	A 1:32.301	19.067	28.414	44.820	72.5	7:40.707
6	A 1:13.452	20.406	24.701	28.345	91.2	8:54.159
7	A 1:08.944	19.262	23.645	26.037	97.1	10:03.103
8	A 1:07.289	19.049	22.512	25.728	99.5	11:10.392
9	A 1:06.861	18.904	22.381	25.576	100.1	12:17.253
10	B 5:27.706 B	18.796	22.414	4:46.496	20.4	17:44.959
11	B 1:23.606	27.069	28.147	28.390	80.1	19:08.565
12	B 1:10.998	20.312	24.609	26.077	94.3	20:19.563
13	B 1:05.838	18.599	22.442	24.797	101.7	21:25.401
14	B 1:05.105	18.401	21.840	24.864	102.8	22:30.506
15	B 1:10.123	18.514	23.642	27.967	95.5	23:40.629
16	B 1:10.352	18.686	24.538	27.128	95.2	24:50.981
17	B 1:05.402	18.424	21.713	25.265	102.4	25:56.383
18	B 1:29.846	18.520	22.442	48.884	74.5	27:26.229
19	B 1:04.675	18.368	21.604	24.703	103.5	28:30.904
20	A 8:40.351 B	18.333	22.431	7:59.587	12.9	37:11.255
21	A 1:23.832	29.059	27.931	26.842	79.9	38:35.087
22	A 1:24.575	18.465	23.289	42.821	79.2	39:59.662
23	A 1:08.662	19.694	22.624	26.344	97.5	41:08.324
24	A <b>1:04.299</b>	<b>18.274</b>	<b>21.490</b>	<b>24.535</b>	104.1	42:12.623
25	A 1:29.542	22.347	31.406	35.789	74.8	43:42.165
26	A 1:06.591	18.512	22.712	25.367	100.6	44:48.756
27	A 1:05.600	18.616	22.131	24.853	102.1	45:54.356

**27 Kamui Kobayashi** MCO  
Andretti Formula E Andretti ATEC-04

1	B 1:46.763	45.590	29.165	32.008	62.7	1:46.763
2	B 1:28.783	21.696	37.636	29.451	75.4	3:15.546



# FIA Formula E Championship

## Round 1 - Hong Kong ePrix

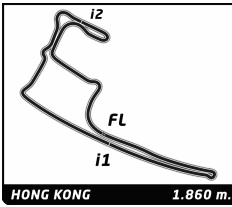
### Non Qualifying Practice 1

### Analysis

Official Timekeeper TAG Heuer

■ 200KW ■ Personal Best ■ Session Best ■ Crossing the finish line in pit lane

Lap	Time	Sector 1	Sector 2	Sector 3	Kph	Elapsed	Lap	Time	Sector 1	Sector 2	Sector 3	Kph	Elapsed	
3	B 1:13.068	20.328	23.690	29.050	91.6	4:28.614								
4	B 1:11.872	20.223	23.685	27.964	93.2	5:40.486								
5	B 1:27.969	20.442	25.617	41.910	76.1	7:08.455								
6	A 6:19.722 <b>B</b>	38.297	27.173	5:14.252	17.6	13:28.177								
7	A 1:42.736	34.040	37.190	31.506	65.2	15:10.913								
8	A 1:20.754	22.507	27.981	30.266	82.9	16:31.667								
9	A 1:09.935	20.055	23.089	26.791	95.7	17:41.602								
10	A 1:09.371	19.680	23.071	26.620	96.5	18:50.973								
11	A 6:59.873 <b>B</b>	21.781	26.010	6:12.082	15.9	25:50.846								
12	A 1:25.016	29.896	25.857	29.263	78.8	27:15.862								
13	A 1:08.816	19.659	22.892	26.265	97.3	28:24.678								
14	A 1:07.589	19.232	22.565	25.792	99.1	29:32.267								
15	A 1:06.884	19.101	22.272	25.511	100.1	30:39.151								
16	A 1:06.057	18.900	22.019	25.138	101.4	31:45.208								
17	A <b>1:05.820</b>	<b>18.638</b>	<b>21.866</b>	25.316	101.7	32:51.028								
18	A 1:06.978	18.712	22.202	26.064	100.0	33:58.006								
19	B 4:57.091 <b>B</b>	18.811	22.815	4:15.465	22.5	38:55.097								
20	B 1:46.405	36.012	40.484	29.909	62.9	40:41.502								
21	B 1:29.157	■ 22.324	24.930	41.903	75.1	42:10.659								
22	B 1:06.609	■ 19.497	22.073	<b>25.039</b>	100.5	43:17.268								
23	B 1:37.012	19.522	31.639	45.851	69.0	44:54.280								
24	B 1:09.384	20.766	22.870	25.748	96.5	46:03.664								
<b>28</b>	<b>Antonio Felix da Costa</b>						PRT							
	Andretti Formula E						Andretti ATEC-03							
1	B 1:40.434	43.740	27.568	29.126	66.7	1:40.434								
2	B 1:10.993	19.513	23.917	27.563	94.3	2:51.427								
3	B 1:08.834	19.125	23.169	26.540	97.3	4:00.261								
4	B 1:07.818	18.816	22.694	26.308	98.7	5:08.079								
5	B 1:06.848	18.855	22.171	25.822	100.2	6:14.927								
6	A 5:38.038 <b>B</b>	18.777	29.108	4:50.153	19.8	11:52.965								
7	A 1:15.539	23.740	24.576	27.223	88.6	13:08.504								
8	A 1:10.231	19.540	24.163	26.528	95.3	14:18.735								
9	A 1:09.107	19.579	23.021	26.507	96.9	15:27.842								
10	A 1:08.714	19.573	22.905	26.236	97.4	16:36.556								
11	A 1:09.196	20.200	23.160	25.836	96.8	17:45.752								
12	A 1:06.400	18.801	22.142	25.457	100.8	18:52.152								
13	A 1:07.549	19.090	22.741	25.718	99.1	19:59.701								
14	A 1:06.436	18.551	22.385	25.500	100.8	21:06.137								
15	A 1:06.256	18.650	22.359	25.247	101.1	22:12.393								
16	A 1:06.461	18.507	22.453	25.501	100.8	23:18.854								
17	A 1:06.878	18.731	22.554	25.593	100.1	24:25.732								
18	A 1:06.222	18.539	22.387	25.296	101.1	25:31.954								
19	A 1:06.085	18.500	22.081	25.504	101.3	26:38.039								
20	A 1:06.551	18.575	22.579	25.397	100.6	27:44.590								
21	B 7:20.213 <b>B</b>	18.455	22.396	6:39.362	15.2	35:04.803								
22	B 1:14.001	22.747	24.209	27.045	90.5	36:18.804								
23	B 1:06.159	18.793	22.001	25.365	101.2	37:24.963								
24	B 1:06.124	18.671	22.106	25.347	101.3	38:31.087								
25	B 1:21.169	18.631	21.640	40.898	82.5	39:52.256								
26	B 1:17.782	25.503	25.217	27.062	86.1	41:10.038								
27	B 1:05.851	18.259	21.619	25.973	101.7	42:15.889								
28	B 1:05.065	18.410	21.804	24.851	102.9	43:20.954								
29	B <b>1:04.686</b>	<b>18.244</b>	21.627	<b>24.815</b>	103.5	44:25.640								
30	B 1:04.737	18.264	<b>21.603</b>	24.870	103.4	45:30.377								
<b>36</b>	<b>Alex Lynn</b>						GBR							
	DS Virgin Racing						DS Virgin DSV-03							
1	A 1:31.152	33.563	27.553	30.036	73.5	1:31.152								
2	B 1:49.888 <b>B</b>	21.372	25.814	1:02.702	60.9	3:21.040								
3	B 1:23.605	29.125	26.151	28.329	80.1	4:44.645								
4	B 1:10.273	19.868	23.464	26.941	95.3	5:54.918								
5	B 1:25.994	19.509	23.118	43.367	77.9	7:20.912								
6	B 1:22.630	32.185	23.414	27.031	81.0	8:43.542								
7	B 1:09.937	19.280	22.797	27.860	95.7	9:53.479								
8	B 1:07.009	19.280	22.168	25.561	99.9	11:00.488								
9	B 1:06.635	18.924	22.121	25.590	100.5	12:07.123								
10	B 1:06.526	18.867	22.412	25.247	100.7	13:13.649								
11	B 6:17.980 <b>B</b>	18.872	22.204	5:36.904	17.7	19:31.629								
12	B 1:23.354	28.611	28.189	26.554	80.3	20:54.983								
13	B 1:15.071	20.917	25.320	28.834	89.2	22:10.054								
14	B 1:05.602	18.761	21.827	25.014	102.1	23:15.656								
15	B 1:09.261	18.708	22.910	27.643	96.7	24:24.917								
16	B 1:04.829	18.685	21.535	24.609	103.3	25:29.746								
17	B 1:11.453	19.035	25.568	26.850	93.7	26:41.199								
18	B 1:04.582	18.439	21.585	<b>24.558</b>	103.7	27:45.781								
19	A 5:58.776 <b>B</b>	18.758	22.717	5:17.301	18.7	33:44.557								
20	A 1:29.628	31.405	28.576	29.647	74.7	35:14.185								
21	A 1:14.150	20.673	25.364	28.113	90.3	36:28.335								
22	A <b>1:04.491</b>	<b>18.327</b>	21.430	24.734	103.8	37:32.826								
23	A 1:12.610	21.077	24.152	27.381	92.2	38:45.436								
24	A 1:26.141	18.690	29.495	37.956	77.7	40:11.577								
<b>66</b>	<b>Daniel Abt</b>						DEU							
	Audi Sport ABT Schaeffler						Audi e-tron FE04							
1	B 2:28.942	1:32.552	25.929	30.461	45.0	2:28.942								
2	A 1:57.596 <b>B</b>	19.849	25.367	1:12.380	56.9	4:26.538								
3	A 1:23.320	29.362	25.566	28.392	80.4	5:49.858								
4	A 3:07.355 <b>B</b>	19.847	23.936	2:23.572	35.7	8:57.213								
5	A 1:20.449	25.929	26.450	28.070	83.2	10:17.662								
6	A 1:06.675	18.748	22.319	25.608	100.4	11:24.337								
7	A 1:05.561	18.618	21.798	25.145	102.1	12:29.898								
8	A 1:05.048	18.367	21.681	25.000	102.9	13:34.946								
9	A 1:15.770	19.113	28.183	28.474	88.4	14:50.716								
10	A 1:06.210	18.403	22.309	25.498	101.1	15:56.926								
11	A 1:08.387	20.092	22.982	25.313	97.9	17:05.313								
12	A 1:05.290	18.342	21.716	25.232	102.6	18:10.603								
13	B 6:06.092 <b>B</b>	18.473	23.110	5:24.509	18.3	24:16.695								
14	B 1:21.999	26.946	27.206	27.847	81.7	25:38.694								
15	B 1:07.750	19.037	22.758	25.955	98.8	26:46.444								
16	B 1:07.095	18.775	22.719	25.601	99.8	27:53.539								
17	B 1:06.821	18.618	22.436	25.767	100.2	29:00.360								
18	B 1:06.560	18.837	22.294	25.429	100.6	30:06.920								
19	B 1:06.143	18.546	22.233	25.364	101.2	31:13.063								
20	B 1:06.177	18.684	22.284	25.209	101.2	32:19.240								
21	A 5:10.473 <b>B</b>	22.230	25.528	4:22.715	21.6	37:29.713								
22	A 1:25.257	28.428	28.694	28.135	78.5	38:54.970								
23	A 1:28.613	21.404	35.641	31.568	75.6	40:23.583								
24	A 1:04.824	18.285	21.501	25.038	103.3	41:28.407								
25	A 1:11.007	19.301	24.639	27.067	94.3	42:39.414								
26	A 1:09.934	18.303	22.208	29.423	95.7	43:49.348								
27	A <b>1:03.856</b>	<b>18.039</b>	<b>21.328</b>	<b>24.489</b>	104.9	44:53.204								



# FIA Formula E Championship

## Round 1 - Hong Kong ePrix

### Non Qualifying Practice 1

## Analysis

Official Timekeeper

■ 200KW ■ Personal Best ■ Session Best ■ B Crossing the finish line in pit lane

Lap	Time	Sector 1	Sector 2	Sector 3	Kph	Elapsed	Lap	Time	Sector 1	Sector 2	Sector 3	Kph	Elapsed
28	A 1:08.642	18.375	23.574	26.693	97.5	46:01.846							
<b>68</b>	<b>Luca Filippi</b>												
	NIO Formula E Team												ITA
													NextEV NIO Sport 003
1	A 2:51.130 <b>B</b>	1:35.580	28.142	47.408	39.1	2:51.130							
2	A 6:26.870 <b>B</b>	24.142	24.722	5:38.006	17.3	9:18.000							
3	A 1:17.219	24.790	24.737	27.692	86.7	10:35.219							
4	A 1:08.545	19.439	22.978	26.128	97.7	11:43.764							
5	A 1:07.610	19.172	22.536	25.902	99.0	12:51.374							
6	A 1:06.681	18.727	22.239	25.715	100.4	13:58.055							
7	A 1:06.529	18.657	22.334	25.538	100.6	15:04.584							
8	A 1:06.351	18.533	22.538	25.280	100.9	16:10.935							
9	A 1:16.393	18.889	24.915	32.589	87.7	17:27.328							
10	A 1:05.700	18.542	22.062	25.096	101.9	18:33.028							
11	A 1:05.951	18.555	21.916	25.480	101.5	19:38.979							
12	A 1:12.310 <span style="color: red;">■</span>	19.505	24.444	28.361	92.6	20:51.289							
13	A 1:09.229	19.159	23.600	26.470	96.7	22:00.518							
14	A 1:10.122	19.202	22.940	27.980	95.5	23:10.640							
15	A 1:08.996	19.080	23.550	26.366	97.0	24:19.636							
16	A 1:08.074	19.047	23.372	25.655	98.4	25:27.710							
17	B 7:01.670 <b>B</b>	18.907	23.324	6:19.439	15.9	32:29.380							
18	B 1:10.991	23.200	22.303	25.488	94.3	33:40.371							
19	B 1:06.261	19.313	21.875	<b>25.073</b>	101.1	34:46.632							
20	B <b>1:05.490</b>	<b>18.360</b>	<b>21.675</b>	25.455	102.2	35:52.122							
21	B 1:09.623	18.701	23.835	27.087	96.2	37:01.745							
22	B 1:09.034	19.800	22.575	26.659	97.0	38:10.779							
23	B 1:15.212	18.412	23.532	33.268	89.0	39:25.991							
24	B 1:28.789	37.706	24.602	26.481	75.4	40:54.780							
25	B 1:08.856	19.021	23.057	26.778	97.2	42:03.636							
26	B 1:08.122	19.167	22.699	26.256	98.3	43:11.758							
27	B 1:07.912	19.653	22.933	25.326	98.6	44:19.670							
28	B 1:07.765	19.497	22.970	25.298	98.8	45:27.435							