

FIA Formula E Championship

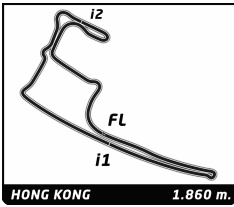
Round 1 - Hong Kong ePrix

Non Qualifying Practice 2

Analysis

Official Timekeeper TAG Heuer

Lap	Time	Sector 1	Sector 2	Sector 3	Kph	Elapsed	Lap	Time	Sector 1	Sector 2	Sector 3	Kph	Elapsed		
1 Lucas Di Grassi BRA															
Audi Sport ABT Schaeffler Audi e-tron FE04															
1	A	2:06.454	1:08.715	27.865	29.874	53.0	2:06.454	11	B	1:22.402	21.169	31.579	29.654	81.3	28:56.582
2	A	1:39.307	22.996	32.773	43.538	67.4	3:45.761	12	B	1:04.829	18.119	22.238	24.472	103.3	30:01.411
3	A	1:03.166	17.771	21.145	24.250	106.0	4:48.927								
4	B	3:38.176	19.648	23.799	2:54.729	30.7	8:27.103								
5	B	1:15.190	24.525	23.981	26.684	89.1	9:42.293								
6	B	1:14.685	23.630	25.887	25.168	89.7	10:56.978								
7	B	1:05.481	18.512	22.003	24.966	102.3	12:02.459								
8	B	1:05.405	18.441	21.929	25.035	102.4	13:07.864								
9	B	1:04.942	18.276	21.740	24.926	103.1	14:12.806								
10	B	1:04.690	18.228	21.597	24.865	103.5	15:17.496								
11	B	1:04.908	18.309	21.740	24.859	103.2	16:22.404								
12	B	1:05.293	18.358	21.838	25.097	102.6	17:27.697								
13	B	1:20.181	23.245	30.352	26.584	83.5	18:47.878								
14	B	1:04.026	18.112	21.443	24.471	104.6	19:51.904								
15	B	1:18.419	20.454	26.404	31.561	85.4	21:10.323								
16	A	4:47.147	18.276	21.426	4:07.445	23.3	25:57.470								
17	A	1:19.357	24.272	25.703	29.382	84.4	27:16.827								
18	A	1:24.025	20.470	27.751	35.804	79.7	28:40.852								
19	A	1:05.102	17.662	23.318	24.122	102.9	29:45.954								
20	A	1:11.633	19.432	25.586	26.615	93.5	30:57.587								
2 Sam Bird GBR															
DS Virgin Racing DS Virgin DSV-03															
1	B	1:56.655	1:01.525	25.156	29.974	57.4	1:56.655								
2	B	1:14.587	20.170	25.950	28.467	89.8	3:11.242								
3	B	1:03.441	17.927	21.228	24.286	105.5	4:14.683								
4	B	1:07.208	19.059	22.145	26.004	99.6	5:21.891								
5	B	1:41.140	28.807	34.750	37.583	66.2	7:03.031								
6	B	1:04.419	18.386	21.371	24.662	103.9	8:07.450								
7	B	1:23.395	22.701	29.815	30.879	80.3	9:30.845								
8	B	1:03.849	18.222	21.390	24.237	104.9	10:34.694								
9	B	1:21.961	22.090	30.234	29.637	81.7	11:56.655								
10	B	1:04.136	18.285	21.428	24.423	104.4	13:00.791								
11	A	8:41.379	18.945	22.728	7:59.706	12.8	21:42.170								
12	A	1:22.365	27.164	27.708	27.493	81.3	23:04.535								
13	A	1:11.739	19.693	24.392	27.654	93.3	24:16.274								
14	A	1:05.039	17.933	22.942	24.164	103.0	25:21.313								
15	A	1:20.023	21.308	29.066	29.649	83.7	26:41.336								
16	A	1:07.611	18.376	24.903	24.332	99.0	27:48.947								
17	A	1:11.798	18.228	26.012	27.558	93.3	29:00.745								
18	A	1:07.889	18.298	23.896	25.695	98.6	30:08.634								
3 Nelson Piquet BRA															
Panasonic Jaguar Racing Jaguar I-Type II															
1	A	2:14.501	1:21.225	25.728	27.548	49.8	2:14.501								
2	A	1:09.039	18.355	22.078	28.606	97.0	3:23.540								
3	A	1:03.562	18.042	21.102	24.418	105.3	4:27.102								
4	A	1:21.225	22.822	31.173	27.230	82.4	5:48.327								
5	A	1:08.315	18.138	21.267	28.910	98.0	6:56.642								
6	A	1:08.837	18.170	21.390	29.277	97.3	8:05.479								
7	B	15:30.576	21.103	27.003	...	7.2	23:36.055								
8	B	1:11.948	23.290	23.308	25.350	93.1	24:48.003								
9	B	1:41.041	30.601	31.355	39.085	66.3	26:29.044								
10	B	1:05.136	17.808	23.006	24.322	102.8	27:34.180								
4 Edoardo Mortara CHE															
Venturi Formula E Team Venturi VM200-FE-03															
1	A	2:55.952	2:03.314	24.624	28.014	38.1	2:55.952								
2	A	1:08.042	18.938	22.516	26.588	98.4	4:03.994								
3	A	1:03.909	17.885	21.554	24.470	104.8	5:07.903								
4	A	2:41.782	20.037	24.043	1:57.702	41.4	7:49.685								
5	A	1:16.549	23.052	24.179	29.318	87.5	9:06.234								
6	A	1:15.907	19.570	27.208	29.129	88.2	10:22.141								
7	A	1:11.902	21.899	24.476	25.527	93.1	11:34.043								
8	A	1:07.162	18.949	22.754	25.459	99.7	12:41.205								
9	A	1:07.600	18.778	22.527	26.295	99.1	13:48.805								
10	A	1:06.655	18.740	22.542	25.373	100.5	14:55.460								
11	A	1:07.060	18.862	22.651	25.547	99.9	16:02.520								
12	A	1:06.522	18.802	22.562	25.158	100.7	17:09.042								
13	A	1:05.277	18.552	21.787	24.938	102.6	18:14.319								
14	A	1:06.671	18.447	22.681	25.543	100.4	19:20.990								
15	B	3:57.620	18.340	21.617	3:17.663	28.2	23:18.610								
5 Maro Engel DEU															
Venturi Formula E Team Venturi VM200-FE-03															
1	B	2:30.046	1:34.071	26.611	29.364	44.6	2:30.046								
2	B	1:10.200	18.509	24.162	27.529	95.4	3:40.246								
3	B	1:05.686	18.174	23.304	24.208	101.9	4:45.932								
4	B	1:25.356	20.391	30.781	34.184	78.4	6:11.288								
5	B	1:19.581	19.376	28.640	31.565	84.1	7:30.869								
6	B	1:06.027	18.806	22.471	24.750	101.4	8:36.896								
7	B	1:06.315	18.750	22.539	25.026	101.0	9:43.211								
8	B	1:16.496	25.275	25.035	26.186	87.5	10:59.707								
9	B	1:06.719	18.818	22.604	25.297	100.4	12:06.426								
10	B	1:06.911	18.795	22.493	25.623	100.1	13:13.337								
11	B	1:16.385	22.518	28.580	25.287	87.7	14:29.722								
12	B	1:06.975	18.634	22.630	25.711	100.0	15:36.697								
13	A	4:02.422	18.941	22.702	3:20.779	27.6	19:39.119								
14	A	1:13.629	22.648	24.329	26.652	90.9	20:52.748								
15	A	1:12.328	19.225	25.603	27.500	92.6	22:05.076								
16	A	1:23.663	18.007	41.203	24.453	80.0	23:28.739								
17	A	1:15.997	21.625	25.864	28.508	88.1	24:44.736								
18	A	1:05.673	18.386	22.441	24.846	102.0	25:50.409								
19	A	1:24.140	18.375	28.356	37.409	79.6	27:14.549								
20	A	1:14.712	18.367	25.753	30.592	89.6	28:29.261								
21	A	1:04.563	18.345	21.702	24.516	103.7	29:33.824								
22	A	1:07.129	18.678	22.565	25.886	99.7	30:40.953								
6 Neel Jani CHE															
DRAGON PENSKE EV-2															
1	A	1:38.319	44.286	26.230	27.803	68.1	1:38.319								
2	A	1:13.704	19.741	24.381	29.582	90.8	2:52.023								
3	A	1:05.342	18.559	21.792	24.991	102.5	3:57.365								
4	A	1:29.547	24.666	31.748	33.133	74.8	5:26.912								
5	A	1:05.447	18.123	21.683	25.641	102.3	6:32.359								
6	A	1:10.287	21.398	22.995	25.894	95.3	7:42.646								
7	A	1:06.478	18.611	22.353	25.514	100.7	8:49.124								
8	A	1:06.625	18.579	22.412	25.634	100.5	9:55.749								
9	A	1:08.006	18.631	22.525	26.850	98.5	11:03.755								



FIA Formula E Championship

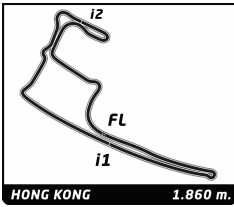
Round 1 - Hong Kong ePrix

Non Qualifying Practice 2

Analysis

Official Timekeeper TAG Heuer

Lap	Time	Sector 1	Sector 2	Sector 3	Kph	Elapsed	Lap	Time	Sector 1	Sector 2	Sector 3	Kph	Elapsed
10	A 1:08.865	18.673	23.295	26.897	97.2	12:12.620	6	A 1:10.984	23.203	22.511	25.270	94.3	9:32.225
11	A 10:17.702 B	18.637	22.308	9:36.757	10.8	22:30.322	7	A 1:05.305	18.487	22.050	24.768	102.5	10:37.530
12	A 1:34.405	26.704	29.806	37.895	70.9	24:04.727	8	A 1:05.896	18.496	22.472	24.928	101.6	11:43.426
13	A 4:38.460 B	25.012	32.080	3:41.368	24.0	28:43.187	9	A 1:06.399	18.858	22.351	25.190	100.8	12:49.825
14	A 1:14.287	24.543	23.783	25.961	90.1	29:57.474	10	A 1:05.702	18.567	22.284	24.851	101.9	13:55.527
15	A 1:23.851	18.767	28.565	36.519	79.9	31:21.325	11	A 1:05.570	18.542	22.278	24.750	102.1	15:01.097
7 Jérôme d'Ambrosio BEL DRAGON PENSKE EV-2							16 Oliver Turvey GBR NIO Formula E Team NextEV NIO Sport 003						
1	B 1:25.015	33.102	24.992	26.921	78.8	1:25.015	1	A 2:08.329	1:14.070	26.282	27.977	52.2	2:08.329
2	B 1:09.526	■ 19.044	23.610	26.872	96.3	2:34.541	2	A 1:21.155	■ 21.624	27.540	31.991	82.5	3:29.484
3	B 1:06.252	■ 18.198	21.654	26.400	101.1	3:40.793	3	A 1:03.950	■ 18.024	21.404	24.522	104.7	4:33.434
4	A 1:44.671 B	■ 20.303	22.818	1:01.550	64.0	5:25.464	4	A 1:18.313	■ 20.801	28.941	28.571	85.5	5:51.747
5	A 1:19.305	25.737	26.038	27.530	84.4	6:44.769	5	A 1:07.142	18.214	21.785	27.143	99.7	6:58.889
6	A 1:07.220	18.891	23.035	25.294	99.6	7:51.989	6	A 1:04.588	18.174	21.424	24.990	103.7	8:03.477
7	A 3:57.335 B	18.582	24.057	3:14.696	28.2	11:49.324	7	A 1:09.709	19.515	24.325	25.869	96.1	9:13.186
8	A 1:14.032	22.612	23.469	27.951	90.4	13:03.356	8	A 1:04.482	18.240	21.480	24.762	103.8	10:17.668
9	A 1:04.604	18.241	21.636	24.727	103.6	14:07.960	9	B 10:58.179 B	18.349	21.464	...	10.2	21:15.847
10	A 1:08.961	18.253	21.544	29.164	97.1	15:16.921	10	B 1:17.604	24.772	24.805	28.027	86.3	22:33.451
11	A 1:04.503	18.234	21.474	24.795	103.8	16:21.424	11	B 1:12.169	■ 19.973	24.815	27.381	92.8	23:45.620
12	A 1:11.837	20.004	24.035	27.798	93.2	17:33.261	12	B 1:03.295	■ 17.831	21.068	24.396	105.8	24:48.915
13	A 1:04.806	18.305	21.548	24.953	103.3	18:38.067	13	B 4:39.165 B	■ 19.801	28.000	3:51.364	24.0	29:28.080
14	B 7:38.672 B	19.665	23.716	6:55.291	14.6	26:16.739	14	B 1:31.194	30.426	28.969	31.799	73.4	30:59.274
15	B 1:16.229	25.067	24.912	26.250	87.8	27:32.968	18 André Lotterer DEU TECHEETAH Renault Z.E. 17						
16	B 1:11.316	■ 18.787	23.628	28.901	93.9	28:44.284	1	B 1:33.499	40.852	25.619	27.028	71.6	1:33.499
17	B 1:04.568	■ 18.107	21.736	24.725	103.7	29:48.852	2	B 1:12.394	■ 19.278	24.745	28.371	92.5	2:45.893
8 Nicolas Prost FRA Renault e.dams Renault Z.E. 17							3	B 1:05.020	■ 18.389	21.714	24.917	103.0	3:50.913
1	A 1:17.050	27.535	23.926	25.589	86.9	1:17.050	4	A 5:40.008 B	■ 19.802	25.365	4:54.841	19.7	9:30.921
2	A 1:06.967	18.855	22.753	25.359	100.0	2:24.017	5	A 1:11.401	22.882	22.814	25.705	93.8	10:42.322
3	A 1:06.434	18.665	22.302	25.467	100.8	3:30.451	6	A 1:07.298	18.951	23.070	25.277	99.5	11:49.620
4	A 1:07.484	18.577	23.799	25.108	99.2	4:37.935	7	A 1:08.599	19.771	23.413	25.415	97.6	12:58.219
5	A 1:05.959	18.594	22.210	25.155	101.5	5:43.894	8	A 1:06.710	18.896	22.841	24.973	100.4	14:04.929
6	A 1:05.637	18.410	22.276	24.951	102.0	6:49.531	9	A 1:06.963	18.924	22.905	25.134	100.0	15:11.892
7	A 4:50.926 B	18.421	22.361	4:10.144	23.0	11:40.457	10	A 1:07.764	19.267	22.603	25.894	98.8	16:19.656
8	A 1:14.554	24.530	23.209	26.815	89.8	12:55.011	11	A 1:06.620	18.998	22.056	25.566	100.5	17:26.276
9	A 1:04.177	18.199	21.338	24.640	104.3	13:59.188	12	A 1:05.398	18.578	21.785	25.035	102.4	18:31.674
10	A 1:11.571	20.057	25.268	26.246	93.6	15:10.759	13	A 1:06.221	18.547	21.800	25.874	101.1	19:37.895
11	A 1:04.213	18.190	21.458	24.565	104.3	16:14.972	14	A 1:06.208	18.729	22.214	25.265	101.1	20:44.103
12	B 5:30.101 B	18.409	21.687	4:50.005	20.3	21:45.073	15	A 1:05.221	18.492	21.697	25.032	102.7	21:49.324
13	B 1:16.242	25.550	24.953	25.739	87.8	23:01.315	19 Felix Rosenqvist SWE Mahindra Racing Mahindra M4Electro						
14	B 1:09.138	■ 18.719	22.029	28.390	96.8	24:10.453	1	A 2:10.034	1:15.952	26.143	27.939	51.5	2:10.034
15	B 1:03.616	■ 17.920	21.365	24.331	105.3	25:14.069	2	A 1:25.375	■ 21.392	28.128	35.855	78.4	3:35.409
16	B 1:09.326	■ 18.010	22.480	28.836	96.6	26:23.395							
17	B 1:16.694	21.025	27.543	28.126	87.3	27:40.089							
18	B 1:08.940	18.108	25.842	24.990	97.1	28:49.029							
19	B 1:04.453	18.310	21.627	24.516	103.9	29:53.482							
20	B 1:22.425	20.074	28.665	33.686	81.2	31:15.907							
9 Sébastien Buemi CHE Renault e.dams Renault Z.E. 17													
1	A 1:21.013	31.191	23.691	26.131	82.7	1:21.013							
2	A 1:05.784	18.436	22.427	24.921	101.8	2:26.797							
3	A 1:05.931	18.511	22.251	25.169	101.6	3:32.728							
4	A 1:08.007	18.711	23.654	25.642	98.5	4:40.735							
5	A 3:40.506 B	18.577	22.359	2:59.570	30.4	8:21.241							



FIA Formula E Championship

Round 1 - Hong Kong ePrix

Non Qualifying Practice 2

Analysis

Official Timekeeper TAG Heuer

Lap	Time	Sector 1	Sector 2	Sector 3	Kph	Elapsed	Lap	Time	Sector 1	Sector 2	Sector 3	Kph	Elapsed
3 A	1:04.237	17.735	21.039	25.463	104.2	4:39.646	10 A	1:13.590	18.829	26.840	27.921	91.0	12:20.296
4 A	1:34.455	25.143	33.871	35.441	70.9	6:14.101	11 B	6:46.726 B	18.294	21.614	6:06.818	16.5	19:07.022
5 A	1:10.973	18.090	24.628	28.255	94.3	7:25.074	12 B	1:26.936	27.231	30.481	29.224	77.0	20:33.958
6 A	1:03.571	18.001	21.327	24.243	105.3	8:28.645	13 B	1:20.948	21.400	26.413	33.135	82.7	21:54.906
7 A	1:04.158	18.114	21.295	24.749	104.4	9:32.803	14 B	1:03.729	18.148	21.404	24.177	105.1	22:58.635
8 B	5:23.491 B	23.452	30.717	4:29.322	20.7	14:56.294							
9 B	1:24.341	26.684	25.478	32.179	79.4	16:20.635							
10 B	1:18.516	25.353	26.634	26.529	85.3	17:39.151							

20	Mitch Evans	NZL				
Panasonic Jaguar Racing		Jaguar I-Type II				
1 A	2:04.393	1:02.038	31.274	31.081	53.8	2:04.393
2 A	1:27.705	22.743	30.188	34.774	76.3	3:32.098
3 A	1:03.829	18.029	21.489	24.311	104.9	4:35.927
4 A	1:27.951	21.484	32.222	34.245	76.1	6:03.878
5 A	1:07.511	19.514	22.665	25.332	99.2	7:11.389
6 A	1:09.271	18.874	24.148	26.249	96.7	8:20.660
7 A	1:06.976	19.115	22.600	25.261	100.0	9:27.636
8 A	1:18.716	18.950	23.884	35.882	85.1	10:46.352
9 A	1:19.275	22.708	27.618	28.949	84.5	12:05.627
10 A	1:04.270	18.297	21.524	24.449	104.2	13:09.897
11 A	1:04.539	18.278	21.380	24.881	103.8	14:14.436
12 B	8:09.221 B	20.039	25.873	7:23.309	13.7	22:23.657
13 B	1:39.388	31.884	32.846	34.658	67.4	24:03.045
14 B	1:32.527	24.057	32.904	35.566	72.4	25:35.572
15 B	1:31.279	24.748	32.518	34.013	73.4	27:06.851
16 B	1:19.239	22.728	28.254	28.257	84.5	28:26.090
17 B	1:02.875	17.700	20.997	24.178	106.5	29:28.965
18 B	1:18.305	21.391	28.102	28.812	85.5	30:47.270

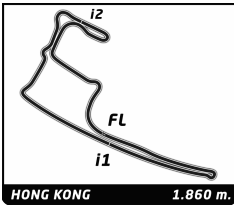
23	Nick Heidfeld	DEU				
Mahindra Racing		Mahindra M4Electro				
1 B	2:19.387	1:22.746	29.041	27.600	48.0	2:19.387
2 B	1:18.717	19.477	25.756	33.484	85.1	3:38.104
3 B	1:03.427	17.933	21.227	24.267	105.6	4:41.531
4 B	1:18.482	19.207	25.290	33.985	85.3	6:00.013
5 A	9:23.652 B	18.131	21.506	8:44.015	11.9	15:23.665
6 A	1:14.729	23.632	24.189	26.908	89.6	16:38.394
7 A	1:10.306	18.834	23.931	27.541	95.2	17:48.700
8 A	1:03.321	17.927	21.142	24.252	105.7	18:52.021
9 A	1:14.145	20.413	27.104	26.628	90.3	20:06.166
10 A	6:30.287 B	18.346	21.944	5:49.997	17.2	26:36.453
11 A	1:16.195	23.589	26.097	26.509	87.9	27:52.648
12 A	1:07.648	18.162	24.066	25.420	99.0	29:00.296
13 A	1:07.692	18.222	23.143	26.327	98.9	30:07.988

25	Jean-Eric Vergne	FRA				
TECHEETAH		Renault Z.E. 17				
1 A	1:48.728	54.838	26.170	27.720	61.6	1:48.728
2 A	1:13.089	18.788	25.522	28.779	91.6	3:01.817
3 A	1:04.175	17.980	21.538	24.657	104.3	4:05.992
4 A	1:11.394	20.963	23.729	26.702	93.8	5:17.386
5 A	1:05.849	18.462	22.368	25.019	101.7	6:23.235
6 A	1:10.159	19.341	24.777	26.041	95.4	7:33.394
7 A	1:20.345	18.616	28.449	33.280	83.3	8:53.739
8 A	1:08.402	18.369	24.791	25.242	97.9	10:02.141
9 A	1:04.565	18.324	21.631	24.610	103.7	11:06.706

27	Kamui Kobayashi	MCO				
Andretti Formula E		Andretti ATEC-04				
1 A	1:29.957	34.512	24.829	30.616	74.4	1:29.957
2 A	1:10.502	19.837	23.730	26.935	95.0	2:40.459
3 A	1:06.894	18.646	22.888	25.360	100.1	3:47.353
4 A	1:05.561	18.671	21.893	24.997	102.1	4:52.914
5 A	1:16.970	18.470	23.912	34.588	87.0	6:09.884
6 A	1:19.882	21.400	28.761	29.721	83.8	7:29.766
7 A	1:14.355	19.195	27.432	27.728	90.1	8:44.121
8 A	1:08.565	18.971	23.139	26.455	97.7	9:52.686
9 A	1:09.415	19.581	23.512	26.322	96.5	11:02.101
10 A	1:08.521	19.605	22.828	26.088	97.7	12:10.622
11 A	1:07.756	18.982	22.911	25.863	98.8	13:18.378
12 A	1:09.435	19.084	23.528	26.823	96.4	14:27.813
13 A	1:08.523	18.927	23.130	26.466	97.7	15:36.336
14 A	1:17.261	19.875	24.057	33.329	86.7	16:53.597
15 A	1:09.890	18.961	24.654	26.275	95.8	18:03.487
16 A	1:15.612	19.149	24.159	32.304	88.6	19:19.099
17 B	4:28.495 B	22.525	27.620	3:38.350	24.9	23:47.594
18 B	1:20.252	26.166	25.558	28.528	83.4	25:07.846
19 B	1:12.979	20.419	24.193	28.367	91.8	26:20.825
20 B	1:09.908	18.826	22.772	28.310	95.8	27:30.733
21 B	1:04.293	18.187	21.373	24.733	104.1	28:35.026
22 B	1:08.920	18.588	24.703	25.629	97.2	29:43.946
23 B	1:06.737	18.566	22.912	25.259	100.3	30:50.683

28	Antonio Felix da Costa	PRT				
Andretti Formula E		Andretti ATEC-03				
1 A	1:41.023	46.800	24.491	29.732	66.3	1:41.023
2 A	1:13.599	20.647	24.025	28.927	91.0	2:54.622
3 A	1:03.636	17.957	21.250	24.429	105.2	3:58.258
4 A	5:56.038 B	18.676	21.837	5:15.525	18.8	9:54.296
5 A	1:12.088	22.852	22.910	26.326	92.9	11:06.384
6 A	1:07.035	19.499	22.502	25.034	99.9	12:13.419
7 A	1:06.569	18.489	22.183	25.897	100.6	13:19.988
8 A	1:06.075	18.653	22.143	25.279	101.3	14:26.063
9 A	1:05.539	18.618	22.063	24.858	102.2	15:31.602
10 A	1:15.756	19.421	23.659	32.676	88.4	16:47.358
11 A	1:09.992	19.823	23.392	26.777	95.7	17:57.350
12 A	1:04.360	18.077	21.456	24.827	104.0	19:01.710
13 B	4:08.856 B	18.219	22.440	3:28.197	26.9	23:10.566
14 B	1:19.092	25.091	25.271	28.730	84.7	24:29.658
15 B	1:17.836	20.267	26.502	31.067	86.0	25:47.494
16 B	1:21.803	20.580	28.222	33.001	81.9	27:09.297
17 B	1:05.089	18.249	22.324	24.516	102.9	28:14.386
18 B	1:04.910	18.275	22.203	24.432	103.2	29:19.296
19 B	1:11.961	18.475	25.329	28.157	93.1	30:31.257

36	Alex Lynn	GBR				
DS Virgin Racing		DS Virgin DSV-03				
1 B	2:07.457	1:10.239	28.602	28.616	52.5	2:07.457



FIA Formula E Championship

Round 1 - Hong Kong ePrix

Non Qualifying Practice 2

Analysis

Official Timekeeper

Lap	Time	Sector 1	Sector 2	Sector 3	Kph	Elapsed	Lap	Time	Sector 1	Sector 2	Sector 3	Kph	Elapsed
2	B 1:18.785	■ 20.903	25.247	32.635	85.0	3:26.242	14	B 4:06.823	■ 24.677	32.676	3:09.470	27.1	29:43.468
3	B 1:03.717	■ 18.119	21.251	24.347	105.1	4:29.959	15	B 1:36.557	26.420	30.068	40.069	69.3	31:20.025
4	B 1:08.541	■ 19.643	23.241	25.657	97.7	5:38.500							
5	B 1:14.473	22.653	25.808	26.012	89.9	6:52.973							
6	B 1:04.375	18.325	21.493	24.557	104.0	7:57.348							
7	B 1:20.971	19.505	28.451	33.015	82.7	9:18.319							
8	B 1:04.559	18.366	21.544	24.649	103.7	10:22.878							
9	B 1:16.660	19.549	26.662	30.449	87.3	11:39.538							
10	B 1:04.412	18.286	21.616	24.510	104.0	12:43.950							
11	A 8:07.851	■ 19.815	22.807	7:25.229	13.7	20:51.801							
12	A 1:27.181	27.613	28.312	31.256	76.8	22:18.982							
13	A 1:17.797	■ 22.992	27.626	27.179	86.1	23:36.779							
14	A 1:10.501	■ 18.051	25.500	26.950	95.0	24:47.280							
15	A 1:07.767	18.355	23.116	26.296	98.8	25:55.047							
16	A 1:21.073	18.408	24.184	38.481	82.6	27:16.120							
17	A 1:16.050	18.315	25.268	32.467	88.0	28:32.170							
18	A 1:04.467	18.243	21.712	24.512	103.9	29:36.637							
19	A 1:13.254	19.693	24.390	29.171	91.4	30:49.891							

66 Daniel Abt		DEU				
Audi Sport ABT Schaeffler		Audi e-tron FE04				
1	B 2:05.830	1:06.193	29.675	29.962	53.2	2:05.830
2	B 1:14.209	■ 20.013	24.460	29.736	90.2	3:20.039
3	B 1:03.900	■ 17.971	21.508	24.421	104.8	4:23.939
4	A 3:35.032	■ 20.153	24.389	2:50.490	31.1	7:58.971
5	A 1:15.328	26.160	23.238	25.930	88.9	9:14.299
6	A 1:05.793	18.481	22.154	25.158	101.8	10:20.092
7	A 1:05.737	18.601	22.046	25.090	101.9	11:25.829
8	A 1:05.418	18.520	22.158	24.740	102.4	12:31.247
9	A 1:05.630	18.515	22.076	25.039	102.0	13:36.877
10	A 1:05.818	18.617	22.181	25.020	101.7	14:42.695
11	A 1:05.872	18.575	22.307	24.990	101.7	15:48.567
12	A 1:05.981	18.545	22.428	25.008	101.5	16:54.548
13	A 1:06.500	18.579	22.701	25.220	100.7	18:01.048
14	A 1:29.955	27.887	30.210	31.858	74.4	19:31.003
15	A 1:04.666	18.314	21.737	24.615	103.5	20:35.669
16	A 1:10.390	18.544	23.938	27.908	95.1	21:46.059
17	B 4:38.737	■ 18.124	21.774	3:58.839	24.0	26:24.796
18	B 1:30.770	30.177	30.598	29.995	73.8	27:55.566
19	B 1:12.727	■ 20.120	26.745	25.862	92.1	29:08.293
20	B 1:03.113	■ 17.697	21.306	24.110	106.1	30:11.406

68 Luca Filippi		ITA				
NIO Formula E Team		NextEV NIO Sport 003				
1	A 1:59.416	1:01.224	27.508	30.684	56.1	1:59.416
2	A 1:15.162	■ 21.332	25.086	28.744	89.1	3:14.578
3	A 1:05.011	■ 18.270	21.550	25.191	103.0	4:19.589
4	A 1:22.159	■ 19.868	31.225	31.066	81.5	5:41.748
5	A 1:04.800	18.437	21.447	24.916	103.3	6:46.548
6	A 1:16.429	18.460	22.834	35.135	87.6	8:02.977
7	A 1:05.185	18.577	21.628	24.980	102.7	9:08.162
8	A 1:04.349	18.354	21.356	24.639	104.1	10:12.511
9	A 1:08.988	18.817	22.756	27.415	97.1	11:21.499
10	B 10:07.678	■ 18.984	22.542	9:26.152	11.0	21:29.177
11	B 1:18.183	25.501	25.391	27.291	85.6	22:47.360
12	B 1:07.027	■ 18.375	23.117	25.535	99.9	23:54.387
13	B 1:42.258	■ 18.286	54.845	29.127	65.5	25:36.645