



FIA FORMULA E
CHAMPIONSHIP
2017-18

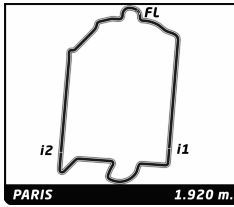


ABB FIA Formula E Championship

Round 8 - Paris ePrix

Non Qualifying Practice 1

Analysis

Official Timekeeper TAG Heuer

Lap	Time	Sector 1	Sector 2	Sector 3	Kph	Elapsed	Lap	Time	Sector 1	Sector 2	Sector 3	Kph	Elapsed
1 Lucas DI GRASSI BRA													
Audi Sport ABT Schaeffler Audi e-tron FE04													
1	B	1:21.314	29.384	28.625	23.305	68.2	1:21.314						
2	B	1:06.837	18.780	26.252	21.805	103.4	2:28.151						
3	B	1:05.520	18.471	25.551	21.498	105.5	3:33.671						
4	B	1:04.366	18.013	25.026	21.327	107.4	4:38.037						
5	B	1:29.802	22.625	41.439	25.738	77.0	6:07.839						
6	B	1:05.922	18.165	25.896	21.861	104.9	7:13.761						
7	B	1:05.166	17.980	25.473	21.713	106.1	8:18.927						
8	B	1:15.932	18.008	28.778	29.146	91.0	9:34.859						
9	B	8:53.585 B	34.333	41.511	7:37.741	13.0	18:28.444						
10	B	1:10.648	20.436	26.471	23.741	97.8	19:39.092						
11	B	1:02.833	17.224	24.747	20.862	110.0	20:41.925						
12	B	1:12.345	20.720	28.898	22.727	95.5	21:54.270						
13	B	1:02.121	17.190	24.487	20.444	111.3	22:56.391						
14	B	1:09.836	19.034	27.181	23.621	99.0	24:06.227						
15	B	1:02.166	17.154	24.530	20.482	111.2	25:08.393						
16	B	1:21.734	24.445	28.732	28.557	84.6	26:30.127						
17	B	1:12.741	17.138	29.988	25.615	95.0	27:42.868						
18	A	6:40.225 B	17.059	26.139	5:57.027	17.3	34:23.093						
19	A	1:18.097	22.568	30.168	25.361	88.5	35:41.190						
20	A	1:23.802	21.122	29.325	33.355	82.5	37:04.992						
21	A	1:01.716	16.924	24.360	20.432	112.0	38:06.708						
22	A	1:16.720	21.502	27.696	27.522	90.1	39:23.428						
23	A	1:03.067	17.171	24.621	21.275	109.6	40:26.495						
24	A	1:13.836	19.407	27.702	26.727	93.6	41:40.331						
25	A	1:08.777	17.033	24.718	27.026	100.5	42:49.108						
26	A	1:06.805	17.250	25.283	24.272	103.5	43:55.913						
27	A	1:02.147	16.946	24.492	20.709	111.2	44:58.060						
28	A	1:19.545	18.852	29.284	31.409	86.9	46:17.605						
2 Sam BIRD GBR													
DS Virgin Racing DS Virgin DSV-03													
1	A	1:28.417	36.857	27.478	24.082	62.7	1:28.417						
2	A	1:11.302	19.170	26.480	25.652	96.9	2:39.719						
3	A	1:05.548	18.360	25.499	21.689	105.4	3:45.267						
4	A	1:04.778	18.054	25.303	21.421	106.7	4:50.045						
5	A	1:37.138	42.621	28.998	25.519	71.2	6:27.183						
6	A	1:04.399	17.911	25.173	21.315	107.3	7:31.582						
7	A	1:03.914	17.710	24.843	21.361	108.1	8:35.496						
8	A	1:04.705	17.813	25.212	21.680	106.8	9:40.201						
9	B	9:12.897 B	43.445	42.115	7:47.337	12.5	18:53.098						
10	B	1:15.628	22.958	28.110	24.560	91.4	20:08.726						
11	B	1:11.939	20.793	27.466	23.680	96.1	21:20.665						
12	B	1:02.728	17.309	24.551	20.868	110.2	22:23.393						
13	B	1:22.754	22.535	29.955	30.264	83.5	23:46.147						
14	B	1:10.040	17.428	28.358	24.254	98.7	24:56.187						
15	B	1:02.171	17.224	24.373	20.574	111.2	25:58.358						
16	B	1:30.823	24.158	33.973	32.692	76.1	27:29.181						
17	A	8:52.264 B	17.232	24.593	8:10.439	13.0	36:21.445						
18	A	1:18.331	21.989	28.659	27.683	88.2	37:39.776						
19	A	1:10.860	20.604	27.191	23.065	97.5	38:50.636						
20	A	1:01.780	17.228	24.152	20.400	111.9	39:52.416						
21	A	1:14.074	20.466	28.632	24.976	93.3	41:06.490						
22	A	1:01.877	17.039	24.171	20.667	111.7	42:08.367						
23	A	1:26.931	25.618	32.978	28.335	79.5	43:35.298						
3 Nelson PIQUET BRA													
Panasonic Jaguar Racing Jaguar I-Type II													
1	A	2:12.792	1:17.835	29.990	24.967	41.7	2:12.792						
2	A	1:12.508	20.483	28.497	23.528	95.3	3:25.300						
3	A	1:04.665	17.803	25.543	21.319	106.9	4:29.965						
4	A	1:33.950	17.562	39.007	37.381	73.6	6:03.915						
5	A	1:03.355	17.445	24.969	20.941	109.1	7:07.270						
6	A	1:10.345	17.349	26.145	26.851	98.3	8:17.615						
7	A	1:03.328	17.217	25.067	21.044	109.1	9:20.943						
8	B	25:24.003 B					4.5	34:44.946					
9	B	1:15.717	23.362	28.203	24.152	91.3	36:00.663						
10	B	1:10.994	18.895	26.375	25.724	97.4	37:11.657						
11	B	1:02.919	17.426	24.615	20.878	109.9	38:14.576						
12	B	3:37.610 B	17.137	24.969	2:55.504	31.8	41:52.186						
13	B	1:18.803	20.415	33.545	24.843	87.7	43:10.989						
14	B	1:02.407	17.237	24.458	20.712	110.8	44:13.396						
15	B	1:33.388	21.022	37.790	34.576	74.0	45:46.784						
4 Edoardo MORTARA CHE													
Venturi Formula E Team Venturi VM200-FE-03													
1	A	1:42.492	47.441	31.674	23.377	54.1	1:42.492						
2	A	1:10.887	20.056	27.171	23.660	97.5	2:53.379						
3	A	1:07.911	19.113	25.988	22.810	101.8	4:01.290						
4	A	1:18.251	18.809	25.428	34.014	88.3	5:19.541						
5	A	1:21.279	32.324	26.030	22.925	85.0	6:40.820						
6	A	1:05.703	18.494	25.075	22.134	105.2	7:46.523						
7	A	1:05.413	18.204	25.110	22.099	105.7	8:51.936						
8	A	9:57.992 B	18.391	25.057	9:14.544	11.6	18:49.928						
9	A	1:12.603	21.261	26.003	25.339	95.2	20:02.531						
10	A	1:05.011	18.176	25.240	21.595	106.3	21:07.542						
11	A	1:04.642	18.133	25.012	21.497	106.9	22:12.184						
12	A	1:05.897	18.042	26.383	21.472	104.9	23:18.081						
13	A	1:04.397	17.932	24.945	21.520	107.3	24:22.478						
14	A	1:15.035	21.362	29.551	24.122	92.1	25:37.513						
15	A	1:07.941	17.426	28.623	21.892	101.7	26:45.454						
16	A	1:03.469	17.662	24.718	21.089	108.9	27:48.923						
17	B	6:35.624 B	17.623	27.758	5:50.243	17.5	34:24.547						
18	B	1:18.788	23.071	29.727	25.990	87.7	35:43.335						
19	B	1:08.309	18.272	25.623	24.414	101.2	36:51.644						
20	B	1:03.026	17.370	24.716	20.940	109.7	37:54.670						
21	B	1:15.400	18.959	29.899	26.542	91.7	39:10.070						
22	B	1:04.512	17.514	24.484	22.514	107.1	40:14.582						
23	B	1:12.494	18.127	27.491	26.876	95.3	41:27.076						
24	B	1:03.360	17.532	24.718	21.110	109.1	42:30.436						
25	B	1:10.135	17.574	29.332	23.229	98.6	43:40.571						
26	B	1:03.178	17.442	24.615	21.121	109.4	44:43.749						
27	B	1:15.584	22.325	30.868	22.391	91.4	45:59.333						
5 Maro ENGEL DEU													
Venturi Formula E Team Venturi VM200-FE-03													
1	A	1:48.396	51.882	29.841	26.673	51.1	1:48.396						
2	A	1:07.747	19.086	26.266	22.395	102.0	2:56.143						
3	A	1:09.069	18.380	25.803	24.886	100.1	4:05.212						
4	A	1:29.989	18.202	25.365	46.422	76.8	5:35.201						



FIA FORMULA E
CHAMPIONSHIP
2017-18

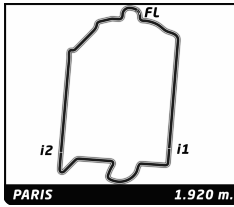


ABB FIA Formula E Championship

Round 8 - Paris ePrix

Non Qualifying Practice 1

Analysis

Official Timekeeper TAG Heuer

Lap	Time	Sector 1	Sector 2	Sector 3	Kph	Elapsed	Lap	Time	Sector 1	Sector 2	Sector 3	Kph	Elapsed
5	A 1:09.038	20.668	25.649	22.721	100.1	6:44.239	9	A 1:03.485	17.678	24.807	21.000	108.9	20:57.818
6	A 1:05.336	17.826	25.183	22.327	105.8	7:49.575	10	A 1:08.770	17.545	24.810	26.415	100.5	22:06.588
7	A 1:04.688	17.964	25.161	21.563	106.9	8:54.263	11	A 1:02.987	17.339	24.774	20.874	109.7	23:09.575
8	B 9:50.901 B	17.827	25.076	9:07.998	11.7	18:45.164	12	A 1:10.122	19.792	28.291	22.039	98.6	24:19.697
9	B 1:14.518	21.687	28.538	24.293	92.8	19:59.682	13	A 1:02.761	17.369	24.652	20.740	110.1	25:22.458
10	B 1:06.286	18.206	26.403	21.677	104.3	21:05.968	14	A 1:15.829	18.979	29.871	26.979	91.2	26:38.287
11	B 1:04.293	17.987	25.169	21.137	107.5	22:10.261	15	A 1:05.449	18.209	25.600	21.640	105.6	27:43.736
12	B 1:11.178	17.650	32.100	21.428	97.1	23:21.439	16	B 6:33.443 B	19.078	30.202	5:44.163	17.6	34:17.179
13	B 1:03.832	17.745	25.073	21.014	108.3	24:25.271	17	B 1:10.153	21.591	26.637	21.925	98.5	35:27.332
14	B 1:03.586	17.724	24.831	21.031	108.7	25:28.857	18	B 1:07.836	17.247	27.425	23.164	101.9	36:35.168
15	B 1:06.029	18.128	25.084	22.817	104.7	26:34.886	19	B 1:02.540	17.303	24.568	20.669	110.5	37:37.708
16	B 1:03.556	17.722	24.818	21.016	108.8	27:38.442	20	B 1:08.886	19.453	27.387	22.046	100.3	38:46.594
17	B 7:21.072 B	17.616	24.679	6:38.777	15.7	34:59.514	21	B 1:02.364	17.214	24.592	20.558	110.8	39:48.958
18	B 1:09.712	20.690	26.041	22.981	99.2	36:09.226	22	B 1:12.900	18.346	27.997	26.557	94.8	41:01.858
19	B 1:05.915	18.868	25.444	21.603	104.9	37:15.141	23	B 1:02.285	17.284	24.408	20.593	111.0	42:04.143
20	B 1:04.844	18.230	25.154	21.460	106.6	38:19.985	24	B 1:13.452	19.197	28.790	25.465	94.1	43:17.595
21	B 1:05.337	18.169	25.308	21.860	105.8	39:25.322	25	B 1:05.708	17.128	24.614	23.966	105.2	44:23.303
22	B 1:05.755	18.212	25.144	22.399	105.1	40:31.077	26	B 1:03.278	17.140	24.840	21.298	109.2	45:26.581
23	B 1:04.699	18.134	25.047	21.518	106.8	41:35.776							
24	B 1:10.960	18.228	25.078	27.654	97.4	42:46.736							
25	B 1:03.475	17.795	24.674	21.006	108.9	43:50.211							
26	B 1:11.709	17.510	30.762	23.437	96.4	45:01.920							

6		José Maria LOPEZ		ARG		
DRAGON		PENSKE EV-2				
1	A 1:40.878	45.854	29.424	25.600	55.0	1:40.878
2	A 1:10.738	20.096	28.062	22.580	97.7	2:51.616
3	A 1:05.436	18.405	25.593	21.438	105.6	3:57.052
4	A 1:14.549	18.606	25.629	30.314	92.7	5:11.601
5	A 1:24.036	36.298	26.355	21.383	82.3	6:35.637
6	A 1:04.009	17.836	24.981	21.192	108.0	7:39.646
7	A 1:09.526	17.841	25.398	26.287	99.4	8:49.172
8	B 9:51.386 B	18.020	24.901	9:08.465	11.7	18:40.558
9	B 1:27.196	25.760	30.392	31.044	79.3	20:07.754
10	B 1:21.453	22.346	30.197	28.910	84.9	21:29.207
11	B 1:03.237	17.654	24.893	20.690	109.3	22:32.444
12	B 11:43.052 B	18.062	28.859	...	9.8	34:15.496
13	B 1:22.365	24.825	29.892	27.648	83.9	35:37.861
14	B 1:03.177	17.547	24.973	20.657	109.4	36:41.038
15	B 1:02.368	17.093	24.687	20.588	110.8	37:43.406
16	B 1:18.745	23.108	29.649	25.988	87.8	39:02.151
17	B 1:02.224	17.264	24.451	20.509	111.1	40:04.375
18	B 1:15.959	19.505	30.704	25.750	91.0	41:20.334
19	B 1:33.914	17.076	24.448	52.390	73.6	42:54.248
20	B 1:03.877	17.055	24.601	22.221	108.2	43:58.125
21	B 1:02.969	17.271	24.682	21.016	109.8	45:01.094

7		Jérôme D'AMBROSIO		BEL		
DRAGON		PENSKE EV-2				
1	B 1:39.590	44.452	29.524	25.614	55.7	1:39.590
2	B 1:10.737	20.983	27.328	22.426	97.7	2:50.327
3	B 1:05.533	18.372	25.646	21.515	105.5	3:55.860
4	A 2:16.543 B	19.475	27.259	1:29.809	50.6	6:12.403
5	A 1:21.808	24.846	32.416	24.546	84.5	7:34.211
6	A 1:08.247	19.997	25.747	22.503	101.3	8:42.458
7	A 9:57.019 B	17.895	25.280	9:13.844	11.6	18:39.477
8	A 1:14.856	21.770	26.135	26.951	92.3	19:54.333

8		Nicolas PROST		FRA		
Renault e.dams		Renault Z.E. 17				
1	A 3:16.753	2:25.687	28.071	22.995	28.2	3:16.753
2	A 1:08.840	19.818	26.231	22.791	100.4	4:25.593
3	A 1:32.732	18.768	39.847	34.117	74.5	5:58.325
4	A 1:06.173	18.834	25.575	21.764	104.5	7:04.498
5	A 1:05.247	18.288	25.420	21.539	105.9	8:09.745
6	A 1:04.734	18.047	25.189	21.498	106.8	9:14.479
7	B 10:02.581 B	18.092	34.068	9:10.421	11.5	19:17.060
8	B 1:13.507	22.818	27.623	23.066	94.0	20:30.567
9	B 1:11.075	19.057	27.197	24.821	97.2	21:41.642
10	B 1:04.299	17.761	25.220	21.318	107.5	22:45.941
11	B 1:14.809	23.231	28.714	22.864	92.4	24:00.750
12	B 1:06.544	17.712	24.924	23.908	103.9	25:07.294
13	B 1:04.049	17.682	24.917	21.450	107.9	26:11.343
14	B 1:14.641	22.276	26.816	25.549	92.6	27:25.984
15	A 7:37.227 B	17.615	24.840	6:54.772	15.1	35:03.211
16	A 1:10.254	21.489	26.075	22.690	98.4	36:13.465
17	A 1:07.218	18.269	27.196	21.753	102.8	37:20.683
18	A 1:03.232	17.451	24.758	21.023	109.3	38:23.915
19	A 1:14.124	17.708	29.261	27.155	93.2	39:38.039
20	A 1:04.675	17.520	24.712	22.443	106.9	40:42.714
21	A 1:12.459	17.593	26.264	28.602	95.4	41:55.173
22	A 1:06.034	17.855	26.238	21.941	104.7	43:01.207
23	A 1:11.788	17.479	25.801	28.508	96.3	44:12.995
24	A 1:03.116	17.473	24.721	20.922	109.5	45:16.111

9		Sébastien BUEMI		CHE		
Renault e.dams		Renault Z.E. 17				
1	A 3:08.160	2:18.262	26.949	22.949	29.5	3:08.160
2	A 1:06.141	18.881	25.493	21.767	104.5	4:14.301
3	A 1:31.521	18.329	26.944	46.248	75.5	5:45.822
4	A 1:04.723	18.238	25.129	21.356	106.8	6:50.545
5	A 1:04.428	18.250	24.972	21.206	107.3	7:54.973
6	A 1:03.825	17.880	24.799	21.146	108.3	8:58.798
7	B 9:53.446 B	17.772	24.782	9:10.892	11.6	18:52.244
8	B 1:13.815	22.841	26.494	24.480	93.6	20:06.059
9	B 1:03.428	17.913	24.763	20.752	109.0	21:09.487



FIA FORMULA E
CHAMPIONSHIP
2017-18

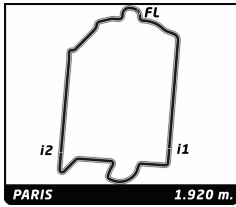


ABB FIA Formula E Championship
Round 8 - Paris ePrix
Non Qualifying Practice 1

Analysis

Official Timekeeper TAGHeuer

Lap	Time	Sector 1	Sector 2	Sector 3	Kph	Elapsed	Lap	Time	Sector 1	Sector 2	Sector 3	Kph	Elapsed
10	B 1:13.502	20.711	31.001	21.790	94.0	22:22.989	13	B 1:06.934	18.039	25.219	23.676	103.3	24:09.822
11	B 1:02.867	17.424	24.714	20.729	109.9	23:25.856	14	B 1:04.140	17.723	25.118	21.299	107.8	25:13.962
12	B 1:15.640	21.078	31.518	23.044	91.4	24:41.496	15	B 1:04.880	17.662	25.139	22.079	106.5	26:18.842
13	B 1:02.522	17.383	24.485	20.654	110.6	25:44.018	16	B 1:04.403	17.491	24.891	22.021	107.3	27:23.245
14	B 1:14.022	17.528	31.200	25.294	93.4	26:58.040	17	A 7:09.826 B	17.449	24.996	6:27.381	16.1	34:33.071
15	B 1:04.955	17.326	24.616	23.013	106.4	28:02.995	18	A 1:20.470	20.835	29.790	29.845	85.9	35:53.541
16	B 7:26.037 B	18.317	44.168	6:23.552	15.5	35:29.032	19	A 1:32.198	17.358	49.689	25.151	75.0	37:25.739
17	B 1:14.912	22.479	28.655	23.778	92.3	36:43.944	20	A 1:02.354	17.182	24.427	20.745	110.9	38:28.093
18	B 1:02.851	17.318	24.699	20.834	110.0	37:46.795	21	A 1:11.511	17.340	28.041	26.130	96.7	39:39.604
19	B 1:20.618	24.835	29.983	25.800	85.7	39:07.413	22	A 1:05.442	17.296	24.506	23.640	105.6	40:45.046
20	A 4:07.014 B	17.237	24.528	3:25.249	28.0	43:14.427	23	A 1:05.165	17.183	24.719	23.263	106.1	41:50.211
21	A 1:10.691	23.054	25.960	21.677	97.8	44:25.118	24	A 1:05.562	17.112	24.632	23.818	105.4	42:55.773
22	A 1:03.702	17.605	24.748	21.349	108.5	45:28.820	25	A 1:15.779	17.290	24.676	33.813	91.2	44:11.552
							26	A 1:03.399	17.583	24.905	20.911	109.0	45:14.951

16 Oliver TURVEY GBR
NIO Formula E Team NextEV NIO Sport 003

1	A 1:51.188	53.164	31.353	26.671	49.9	1:51.188
2	A 1:13.363	20.472	27.448	25.443	94.2	3:04.551
3	A 1:04.109	17.825	25.096	21.188	107.8	4:08.660
4	A 1:33.523	17.806	27.491	48.226	73.9	5:42.183
5	A 1:03.482	17.616	24.869	20.997	108.9	6:45.665
6	A 1:07.463	17.584	25.301	24.578	102.5	7:53.128
7	A 1:03.085	17.311	24.829	20.945	109.6	8:56.213
8	A 10:00.452 B	21.153	29.772	9:09.527	11.5	18:56.665
9	A 1:12.707	21.940	27.302	23.465	95.1	20:09.372
10	A 1:05.688	18.861	25.369	21.458	105.2	21:15.060
11	A 1:04.268	17.884	25.063	21.321	107.5	22:19.328
12	A 1:03.820	17.585	24.871	21.364	108.3	23:23.148
13	A 1:03.922	17.816	24.824	21.282	108.1	24:27.070
14	A 1:03.883	17.594	24.936	21.353	108.2	25:30.953
15	A 1:05.160	17.723	25.004	22.433	106.1	26:36.113
16	B 7:44.124 B	17.925	24.970	7:01.229	14.9	34:20.237
17	B 1:18.244	23.054	29.347	25.843	88.3	35:38.481
18	B 1:11.221	19.467	27.494	24.260	97.1	36:49.702
19	B 1:02.595	17.313	24.374	20.908	110.4	37:52.297
20	B 1:12.514	18.686	28.508	25.320	95.3	39:04.811
21	B 1:02.669	17.376	24.387	20.906	110.3	40:07.480
22	B 1:10.923	17.285	24.863	28.775	97.5	41:18.403
23	B 1:02.382	17.209	24.459	20.714	110.8	42:20.785
24	B 1:07.082	17.911	25.323	23.848	103.0	43:27.867
25	B 1:02.821	17.241	24.524	21.056	110.0	44:30.688
26	B 1:04.265	17.341	24.780	22.144	107.6	45:34.953

18 André LOTTERER DEU
TECHEETAH Renault Z.E. 17

1	A 1:50.671	52.639	30.850	27.182	50.1	1:50.671
2	A 1:06.465	18.710	25.932	21.823	104.0	2:57.136
3	A 1:05.616	18.439	25.788	21.389	105.3	4:02.752
4	A 1:17.984	17.961	25.968	34.055	88.6	5:20.736
5	A 1:19.266	30.312	25.773	23.181	87.2	6:40.002
6	A 1:04.042	17.820	25.063	21.159	107.9	7:44.044
7	A 1:07.237	17.721	25.425	24.091	102.8	8:51.281
8	B 9:46.794 B	17.630	24.889	9:04.275	11.8	18:38.075
9	B 1:11.867	21.938	26.854	23.075	96.2	19:49.942
10	B 1:04.807	18.047	25.240	21.520	106.7	20:54.749
11	B 1:04.194	17.842	25.033	21.319	107.7	21:58.943
12	B 1:03.945	17.823	24.894	21.228	108.1	23:02.888

19 Felix ROSENQVIST SWE
Mahindra Racing Mahindra M4Electro

1	B 1:25.785	31.803	29.547	24.435	64.6	1:25.785
2	B 1:08.921	19.170	26.752	22.999	100.3	2:34.706
3	B 1:06.777	17.875	25.119	23.783	103.5	3:41.483
4	B 1:19.510	17.817	34.647	27.046	86.9	5:00.993
5	B 1:32.826	43.167	27.705	21.954	74.5	6:33.819
6	B 1:05.070	18.267	25.410	21.393	106.2	7:38.889
7	B 1:04.501	17.983	25.245	21.273	107.2	8:43.390
8	B 9:46.922 B	17.806	25.535	9:03.581	11.8	18:30.312
9	B 1:15.356	21.515	26.525	27.316	91.7	19:45.668
10	B 1:04.741	18.211	25.240	21.290	106.8	20:50.409
11	B 1:04.798	18.079	25.273	21.446	106.7	21:55.207
12	B 1:04.959	18.426	25.077	21.456	106.4	23:00.166
13	B 1:17.346	24.246	29.472	23.628	89.4	24:17.512
14	B 1:02.944	17.395	24.607	20.942	109.8	25:20.456
15	B 1:23.228	29.173	30.536	23.519	83.0	26:43.684
16	A 7:21.008 B	17.232	24.337	6:39.439	15.7	34:04.692
17	A 1:16.224	22.319	29.273	24.632	90.7	35:20.916
18	A 1:07.931	19.698	26.340	21.893	101.8	36:28.847
19	A 1:08.256	17.816	26.579	23.861	101.3	37:37.103
20	A 1:42.514	17.242	57.686	27.586	67.4	39:19.617
21	A 1:06.152	17.365	24.676	24.111	104.5	40:25.769
22	A 1:02.623	17.338	24.319	20.966	110.4	41:28.392
23	A 1:22.835	21.556	31.405	29.874	83.4	42:51.227
24	A 1:05.488	17.274	25.276	22.938	105.5	43:56.715
25	A 1:15.120	17.510	24.986	32.624	92.0	45:11.835

20 Mitch EVANS NZL
Panasonic Jaguar Racing Jaguar I-Type II

1	A 1:45.965	50.574	30.022	25.369	52.3	1:45.965
2	A 1:09.616	18.798	26.844	23.974	99.3	2:55.581
3	A 1:04.520	17.906	25.379	21.235	107.1	4:00.101
4	A 1:15.579	17.625	25.272	32.682	91.5	5:15.680
5	A 1:22.325	33.577	25.702	23.046	84.0	6:38.005
6	A 1:04.099	17.505	25.043	21.551	107.8	7:42.104
7	A 1:23.000	17.421	35.502	30.077	83.3	9:05.104
8	A 9:56.304 B	18.226	26.467	9:11.611	11.6	19:01.408
9	A 1:14.527	22.794	28.349	23.384	92.7	20:15.935
10	A 1:05.608	18.202	25.420	21.986	105.4	21:21.543
11	A 1:04.846	18.050	25.054	21.742	106.6	22:26.389
12	A 1:04.451	18.102	24.994	21.355	107.2	23:30.840



FIA FORMULA E
CHAMPIONSHIP
2017-18

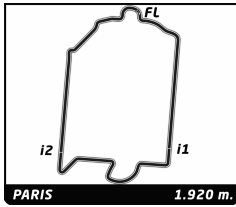


ABB FIA Formula E Championship
Round 8 - Paris ePrix
Non Qualifying Practice 1

Analysis

Official Timekeeper TAGHeuer

Lap	Time	Sector 1	Sector 2	Sector 3	Kph	Elapsed	Lap	Time	Sector 1	Sector 2	Sector 3	Kph	Elapsed
13	A 1:16.318	22.624	28.914	24.780	90.6	24:47.158	15	B 6:11.806B	25.473	41.483	5:04.850	18.6	34:26.680
14	A 1:02.649	17.360	24.466	20.823	110.3	25:49.807	16	B 1:21.426	24.224	29.741	27.461	84.9	35:48.106
15	B 8:39.779B	20.298	27.134	7:52.347	13.3	34:29.586	17	B 1:06.153	17.222	24.546	24.385	104.5	36:54.259
16	B 1:25.565	25.386	30.748	29.431	80.8	35:55.151	18	B 1:02.023	17.072	24.499	20.452	111.4	37:56.282
17	B 1:12.426	19.728	27.963	24.735	95.4	37:07.577	19	A 2:20.313B	18.599	27.606	1:34.108	49.3	40:16.595
18	B 1:02.131	17.328	24.245	20.558	111.2	38:09.708	20	A 1:15.657	22.756	25.773	27.128	91.4	41:32.252
19	B 1:25.373	20.390	31.040	33.943	81.0	39:35.081	21	A 1:07.165	17.345	27.599	22.221	102.9	42:39.417
20	B 1:02.450	17.090	24.084	21.276	110.7	40:37.531	22	A 1:02.105	17.064	24.480	20.561	111.3	43:41.522
21	B 1:21.480	20.264	33.315	27.901	84.8	41:59.011	23	A 1:09.849	18.639	27.364	23.846	99.0	44:51.371
22	B 1:02.561	17.153	24.225	21.183	110.5	43:01.572	24	A 1:02.095	17.107	24.484	20.504	111.3	45:53.466
23	B 1:18.077	18.757	31.639	27.681	88.5	44:19.649							
24	B 1:01.999	17.091	24.409	20.499	111.5	45:21.648							

23 Nick HEIDFELD DEU
Mahindra Racing Mahindra M4Electro

1	A 2:26.097	1:35.788	27.451	22.858	37.9	2:26.097
2	A 1:05.633	18.530	25.604	21.499	105.3	3:31.730
3	A 1:04.595	17.901	25.008	21.686	107.0	4:36.325
4	A 1:30.538	19.479	45.293	25.766	76.3	6:06.863
5	A 1:06.344	18.689	25.887	21.768	104.2	7:13.207
6	A 1:05.307	18.142	25.401	21.764	105.8	8:18.514
7	A 1:09.549	17.920	25.613	26.016	99.4	9:28.063
8	A 9:58.349B	27.205	43.748	8:47.396	11.6	19:26.412
9	A 1:14.891	21.899	28.307	24.685	92.3	20:41.303
10	A 1:04.180	17.793	25.029	21.358	107.7	21:45.483
11	A 1:04.485	17.569	25.591	21.325	107.2	22:49.968
12	A 1:04.447	17.861	25.117	21.469	107.3	23:54.415
13	A 1:07.949	17.811	25.219	24.919	101.7	25:02.364
14	A 1:03.282	17.655	24.543	21.084	109.2	26:05.646
15	B 8:25.831B	20.707	28.711	7:36.413	13.7	34:31.477
16	B 1:19.537	21.521	28.605	29.411	86.9	35:51.014
17	B 1:06.071	17.974	25.084	23.013	104.6	36:57.085
18	B 1:02.818	17.472	24.401	20.945	110.0	37:59.903
19	B 1:14.017	18.530	28.058	27.429	93.4	39:13.920
20	B 1:04.990	17.542	24.722	22.726	106.4	40:18.910
21	B 1:05.834	17.429	24.566	23.839	105.0	41:24.744
22	B 1:02.859	17.335	24.454	21.070	110.0	42:27.603
23	B 1:21.170	21.539	31.765	27.866	85.2	43:48.773
24	B 1:08.663	17.168	28.587	22.908	100.7	44:57.436
25	B 1:07.892	17.328	24.743	25.821	101.8	46:05.328

25 Jean-Eric VERGNE FRA
TECHEETAH Renault Z.E. 17

1	A 3:05.940	2:08.483	29.750	27.707	29.8	3:05.940
2	A 1:06.213	18.814	25.629	21.770	104.4	4:12.153
3	A 1:32.599	17.988	27.847	46.764	74.6	5:44.752
4	A 1:04.967	18.125	25.385	21.457	106.4	6:49.719
5	A 1:04.360	17.846	25.035	21.479	107.4	7:54.079
6	A 1:03.882	17.769	24.873	21.240	108.2	8:57.961
7	A 9:38.265B	17.635	25.010	8:55.620	12.0	18:36.226
8	A 1:12.886	22.214	27.363	23.309	94.8	19:49.112
9	A 1:02.878	17.359	24.766	20.753	109.9	20:51.990
10	A 1:09.340	18.841	28.395	22.104	99.7	22:01.330
11	A 1:02.598	17.342	24.641	20.615	110.4	23:03.928
12	B 2:38.131B	18.626	27.146	1:52.359	43.7	25:42.059
13	B 1:23.633	25.328	31.940	26.365	82.6	27:05.692
14	B 1:09.182	19.182	26.885	23.115	99.9	28:14.874

27 Tom BLOMQUIST GBR
Andretti Formula E Andretti ATEC-03

1	A 4:39.754	3:41.377	31.106	27.271	19.8	4:39.754
2	A 1:35.016	33.512	37.134	24.370	72.7	6:14.770
3	A 1:04.992	18.320	25.331	21.341	106.4	7:19.762
4	A 1:04.917	18.055	24.952	21.910	106.5	8:24.679
5	A 1:17.807	19.935	34.923	22.949	88.8	9:42.486
6	A 9:04.242B	43.424	42.096	7:38.722	12.7	18:46.728
7	A 1:13.557	21.246	28.197	24.114	94.0	20:00.285
8	A 1:06.322	18.671	25.881	21.770	104.2	21:06.607
9	A 1:04.927	18.141	25.236	21.550	106.5	22:11.534
10	A 1:05.066	17.917	25.482	21.667	106.2	23:16.600
11	A 1:04.881	18.073	25.280	21.528	106.5	24:21.481
12	A 1:04.560	17.996	25.129	21.435	107.1	25:26.041
13	B 8:52.804B	17.807	25.557	8:09.440	13.0	34:18.845
14	B 1:16.360	22.739	29.538	24.083	90.5	35:35.205
15	B 1:11.359	19.676	28.337	23.346	96.9	36:46.564
16	B 1:03.376	17.631	24.755	20.990	109.1	37:49.940
17	B 1:26.161	26.557	32.880	26.724	80.2	39:16.101
18	B 1:05.073	17.539	25.359	22.175	106.2	40:21.174
19	B 1:25.687	25.939	31.857	27.891	80.7	41:46.861
20	B 1:10.760	17.419	24.740	28.601	97.7	42:57.621
21	B 1:03.640	17.461	24.970	21.209	108.6	44:01.261
22	B 1:03.306	17.511	24.803	20.992	109.2	45:04.567

28 Antonio Felix DA COSTA PRT
Andretti Formula E Andretti ATEC-03

1	B 1:30.107	40.503	27.231	22.373	61.5	1:30.107
2	B 1:06.553	18.878	25.848	21.827	103.9	2:36.660
3	B 1:06.067	18.413	25.618	22.036	104.6	3:42.727
4	B 1:05.253	18.359	25.357	21.537	105.9	4:47.980
5	B 1:33.991	41.874	30.587	21.530	73.5	6:21.971
6	B 1:04.536	18.191	24.979	21.366	107.1	7:26.507
7	B 1:04.354	17.845	24.939	21.570	107.4	8:30.861
8	B 1:04.653	17.926	25.146	21.581	106.9	9:35.514
9	B 9:07.715B	36.323	41.892	7:49.500	12.6	18:43.229
10	B 1:13.378	21.692	28.366	23.320	94.2	19:56.607
11	B 1:03.611	17.677	24.882	21.052	108.7	21:00.218
12	B 1:15.493	17.418	36.465	21.610	91.6	22:15.711
13	B 1:03.550	17.507	24.965	21.078	108.8	23:19.261
14	B 1:04.061	17.485	25.201	21.375	107.9	24:23.322
15	B 1:03.731	17.684	24.990	21.057	108.5	25:27.053
16	A 8:47.413B	17.546	25.326	8:04.541	13.1	34:14.466
17	A 1:15.019	22.190	28.434	24.395	92.1	35:29.485
18	A 1:09.433	18.416	27.897	23.120	99.5	36:38.918
19	A 1:02.990	17.451	24.578	20.961	109.7	37:41.908



FIA FORMULA E
CHAMPIONSHIP
2017-18

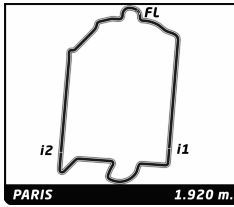


ABB FIA Formula E Championship

Round 8 - Paris ePrix

Non Qualifying Practice 1

Analysis

Official Timekeeper TAGHeuer

■ 200KW ■ Personal Best ■ Session Best ■ Crossing the finish line in pit lane

Lap	Time	Sector 1	Sector 2	Sector 3	Kph	Elapsed
20 A	1:14.243	21.244	29.449	23.550	93.1	38:56.151
21 A	1:02.238	17.249	24.430	20.559	111.1	39:58.389
22 A	1:16.322	19.358	29.677	27.287	90.6	41:14.711
23 A	1:03.137	17.265	24.807	21.065	109.5	42:17.848

36 Alex LYNN GBR
DS Virgin Racing DS Virgin DSV-03

1 A	1:27.686	35.322	28.347	24.017	63.2	1:27.686
2 A	1:08.082	19.099	26.330	22.653	101.5	2:35.768
3 A	1:06.495	18.448	25.800	22.247	103.9	3:42.263
4 A	1:05.040	18.209	25.250	21.581	106.3	4:47.303
5 A	1:35.686	42.028	31.729	21.929	72.2	6:22.989
6 A	1:05.678	18.038	26.060	21.580	105.2	7:28.667
7 A	1:04.129	17.918	24.980	21.231	107.8	8:32.796
8 A	1:04.718	17.833	25.336	21.549	106.8	9:37.514
9 B	9:25.464 B	41.417	42.223	8:01.824	12.2	19:02.978
10 B	1:15.615	23.227	28.212	24.176	91.4	20:18.593
11 B	1:13.766	20.497	27.650	25.619	93.7	21:32.359
12 B	1:03.374	17.713	24.846	20.815	109.1	22:35.733
13 B	1:02.967	17.286	24.784	20.897	109.8	23:38.700
14 B	1:12.278	19.961	28.084	24.233	95.6	24:50.978
15 B	1:02.548	17.344	24.495	20.709	110.5	25:53.526
16 B	1:17.823	22.148	30.007	25.668	88.8	27:11.349
17 B	1:07.487	17.469	24.889	25.129	102.4	28:18.836
18 A	7:46.564 B	44.248	42.015	6:20.301	14.8	36:05.400
19 A	1:17.781	24.125	28.829	24.827	88.9	37:23.181
20 A	1:17.305	22.220	28.223	26.862	89.4	38:40.486
21 A	1:02.466	17.328	24.560	20.578	110.7	39:42.952
22 A	1:14.590	20.873	28.417	25.300	92.7	40:57.542
23 A	1:02.208	17.045	24.535	20.628	111.1	41:59.750
24 A	1:13.267	19.550	29.673	24.044	94.3	43:13.017
25 A	1:02.631	17.292	24.700	20.639	110.4	44:15.648
26 A	1:16.523	20.231	31.259	25.033	90.3	45:32.171

66 Daniel ABT DEU
Audi Sport ABT Schaeffler Audi e-tron FE04

1 A	1:23.964	30.427	28.494	25.043	66.0	1:23.964
2 A	1:07.726	19.259	26.261	22.206	102.1	2:31.690
3 A	1:06.606	18.920	25.900	21.786	103.8	3:38.296
4 A	1:05.205	18.333	25.260	21.612	106.0	4:43.501
5 A	1:33.250	35.989	34.651	22.610	74.1	6:16.751
6 A	1:04.425	18.110	25.180	21.135	107.3	7:21.176
7 A	1:04.428	18.183	24.990	21.255	107.3	8:25.604
8 A	1:03.735	17.656	24.815	21.264	108.4	9:29.339
9 A	9:00.296 B	29.881	41.671	7:48.744	12.8	18:29.635
10 A	1:13.069	20.964	27.043	25.062	94.6	19:42.704
11 A	1:03.618	17.689	24.822	21.107	108.6	20:46.322
12 A	1:03.474	17.361	25.139	20.974	108.9	21:49.796
13 A	1:02.717	17.406	24.560	20.751	110.2	22:52.513
14 A	1:15.506	20.387	32.634	22.485	91.5	24:08.019
15 A	1:12.073	17.216	32.088	22.769	95.9	25:20.092
16 A	1:02.701	17.280	24.569	20.852	110.2	26:22.793
17 A	1:11.597	19.129	28.796	23.672	96.5	27:34.390
18 B	6:29.033 B	17.175	24.511	5:47.347	17.8	34:03.423
19 B	1:14.525	21.396	28.962	24.167	92.7	35:17.948
20 B	1:02.699	17.399	24.571	20.729	110.2	36:20.647
21 B	1:13.796	17.089	25.608	31.099	93.7	37:34.443

Lap	Time	Sector 1	Sector 2	Sector 3	Kph	Elapsed
22 B	1:03.259	17.251	24.386	21.622	109.3	38:37.702
23 B	1:04.404	17.113	24.646	22.645	107.3	39:42.106
24 B	1:29.875	27.628	34.938	27.309	76.9	41:11.981
25 B	1:01.790	17.053	24.311	20.426	111.9	42:13.771
26 B	1:10.771	19.085	27.433	24.253	97.7	43:24.542
27 B	1:01.851	16.990	24.477	20.384	111.8	44:26.393
28 B	1:07.542	18.707	26.901	21.934	102.3	45:33.935

68 MA Qing Hua CHN
NIO Formula E Team NextEV NIO Sport 003

1 A	1:58.496	58.471	31.506	28.519	46.8	1:58.496
2 A	1:13.180	22.154	28.046	22.980	94.5	3:11.676
3 A	1:07.607	18.935	26.430	22.242	102.2	4:19.283
4 A	1:32.298	18.112	33.692	40.494	74.9	5:51.581
5 A	1:07.031	17.975	25.556	23.500	103.1	6:58.612
6 A	1:06.573	18.893	25.951	21.729	103.8	8:05.185
7 A	1:04.599	17.850	25.345	21.404	107.0	9:09.784
8 A	9:55.320 B	18.127	30.719	9:06.474	11.6	19:05.104
9 A	1:17.571	22.724	29.681	25.166	89.1	20:22.675
10 A	1:15.053	19.309	28.953	26.791	92.1	21:37.728
11 A	1:04.946	18.082	25.227	21.637	106.4	22:42.674
12 A	1:04.833	17.938	25.231	21.664	106.6	23:47.507
13 A	1:16.803	19.238	34.360	23.205	90.0	25:04.310
14 A	1:06.538	18.542	25.843	22.153	103.9	26:10.848
15 A	1:05.504	18.205	25.462	21.837	105.5	27:16.352
16 A	1:05.928	18.027	25.084	22.817	104.8	28:22.280
17 B	7:31.745 B	43.984	41.570	6:06.191	15.3	35:54.025
18 B	1:19.477	22.936	28.856	27.685	87.0	37:13.502
19 B	1:08.916	18.972	27.762	22.182	100.3	38:22.418
20 B	1:06.521	18.346	25.293	22.882	103.9	39:28.939
21 B	1:06.974	18.345	25.612	23.017	103.2	40:35.913
22 B	1:05.384	18.326	25.100	21.958	105.7	41:41.297
23 B	1:18.861	18.721	32.461	27.679	87.6	43:00.158
24 B	1:03.841	17.614	25.138	21.089	108.3	44:03.999
25 B	1:04.824	17.788	25.309	21.727	106.6	45:08.823