



FIA FORMULA E CHAMPIONSHIP 2017-18

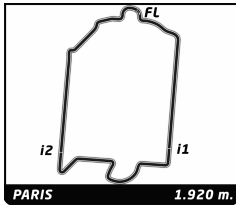


ABB FIA Formula E Championship Round 8 - Paris ePrix Non Qualifying Practice 2

Analysis

Official Timekeeper TAGHeuer

Main data table with columns: Lap, Time, Sector 1, Sector 2, Sector 3, Kph, Elapsed. Includes driver names like Lucas Di Grassi, Sam Bird, Nelson Piquet, etc.



FIA FORMULA E CHAMPIONSHIP 2017-18

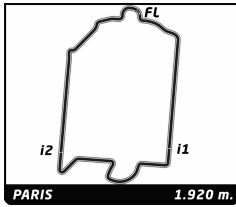


ABB FIA Formula E Championship Round 8 - Paris ePrix Non Qualifying Practice 2

Analysis

Official Timekeeper TAGHeuer

Table with 7 columns: Lap, Time, Sector 1, Sector 2, Sector 3, Kph, Elapsed. Rows 1-11 for Nicolas PROST.

Table with 7 columns: Lap, Time, Sector 1, Sector 2, Sector 3, Kph, Elapsed. Rows 1-15 for Sébastien BUEMI.

Table with 7 columns: Lap, Time, Sector 1, Sector 2, Sector 3, Kph, Elapsed. Rows 1-14 for Oliver TURVEY.

Table with 7 columns: Lap, Time, Sector 1, Sector 2, Sector 3, Kph, Elapsed. Rows 1-8 for Mitch EVANS.

Table with 7 columns: Lap, Time, Sector 1, Sector 2, Sector 3, Kph, Elapsed. Rows 9-15 for André LOTTERER.

Table with 7 columns: Lap, Time, Sector 1, Sector 2, Sector 3, Kph, Elapsed. Rows 1-19 for Felix ROSENQVIST.

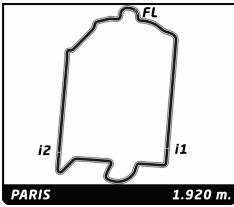
Table with 7 columns: Lap, Time, Sector 1, Sector 2, Sector 3, Kph, Elapsed. Rows 1-19 for Mitch EVANS.

Table with 7 columns: Lap, Time, Sector 1, Sector 2, Sector 3, Kph, Elapsed. Rows 1-3 for Mitch EVANS.





FIA FORMULA E  
CHAMPIONSHIP  
2017-18



# ABB FIA Formula E Championship

## Round 8 - Paris ePrix

### Non Qualifying Practice 2

### Analysis

Official Timekeeper TAG Heuer

■ 200KW ■ Personal Best ■ Session Best ■ B Crossing the finish line in pit lane

Lap	Time	Sector 1	Sector 2	Sector 3	Kph	Elapsed	Lap	Time	Sector 1	Sector 2	Sector 3	Kph	Elapsed
11	A	1:03.436	17.012	24.453	21.971	109.0	16:48.911						
12	A	1:05.522	16.991	24.537	23.994	105.5	17:54.433						
13	B	8:51.190	17.076	24.560	8:09.554	13.0	26:45.623						
14	B	1:13.329	21.929	28.078	23.322	94.3	27:58.952						
15	B	1:11.394	18.710	27.802	24.882	96.8	29:10.346						
16	B	1:01.187	16.913	24.169	20.105	113.0	30:11.533						

<b>68</b>	<b>MA Qing Hua</b>		CHN				
	NIO Formula E Team		NextEV NIO Sport 003				
1	A	2:08.447	1:09.621	33.040	25.786	43.2	2:08.447
2	A	1:25.758	20.751	32.612	32.395	80.6	3:34.205
3	A	1:03.552	17.581	24.992	20.979	108.8	4:37.757
4	A	1:15.708	20.208	28.320	27.180	91.3	5:53.465
5	A	1:13.330	22.192	27.656	23.482	94.3	7:06.795
6	A	1:07.209	18.464	26.520	22.225	102.8	8:14.004
7	A	1:07.471	20.368	25.287	21.816	102.4	9:21.475
8	A	1:04.551	17.868	25.159	21.524	107.1	10:26.026
9	A	1:05.088	17.954	25.478	21.656	106.2	11:31.114
10	A	1:04.226	17.862	24.998	21.366	107.6	12:35.340
11	B	7:52.028	17.877	24.951	7:09.200	14.6	20:27.368
12	B	6:36.382	22.483	36.165	5:37.734	17.4	27:03.750
13	B	1:24.042	23.040	31.537	29.465	82.2	28:27.792
14	B	1:20.437	21.519	28.834	30.084	85.9	29:48.229
15	B	1:03.120	17.446	24.947	20.727	109.5	30:51.349