



FIA FORMULA E
CHAMPIONSHIP
2017-18

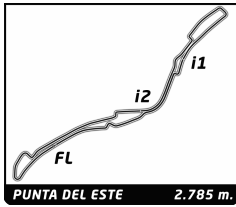


ABB FIA Formula E Championship

Round 6 - Punta del Este ePrix

Non Qualifying Practice 1

Analysis

Official Timekeeper TAG Heuer

■ 200KW ■ Personal Best ■ Session Best ■ Crossing the finish line in pit lane

Lap	Time	Sector 1	Sector 2	Sector 3	Kph	Elapsed	Lap	Time	Sector 1	Sector 2	Sector 3	Kph	Elapsed	
1	Lucas DI GRASSI	BRA						3	Nelson PIQUET	BRA				
Audi Sport ABT Schaeffler Audi e-tron FE04							Panasonic Jaguar Racing Jaguar I-Type II							
1	A	1:34.076	29.339	30.127	34.610	106.6	1	A	1:56.221	45.679	33.360	37.182	86.3	1:56.221
2	A	1:20.345	22.662	28.120	29.563	124.8	2	A	1:44.718	29.153	32.446	43.119	95.7	3:40.939
3	A	1:17.657	21.882	26.642	29.133	129.1	3	B	3:49.186	2:15.058	59.820	34.308	43.7	7:30.125
4	A	1:17.152	21.633	26.723	28.796	130.0	4	B	1:27.644	23.972	31.152	32.520	114.4	8:57.769
5	A	1:58.147	21.714	54.371	42.062	84.9	5	B	1:16.520	21.239	26.098	29.183	131.0	10:14.289
6	B	4:26.780	3:25.475	31.053	30.252	37.6	6	B	1:19.449	21.778	27.010	30.661	126.2	11:33.738
7	B	1:20.135	23.048	27.450	29.637	125.1	7	B	1:19.688	21.505	26.547	31.636	125.8	12:53.426
8	B	1:16.460	21.621	26.386	28.453	131.1	8	B	1:35.846	21.657	39.626	34.563	104.6	14:29.272
9	B	1:27.594	23.804	31.549	32.241	114.5	9	B	1:17.007	21.252	26.563	29.192	130.2	15:46.279
10	B	1:15.743	21.276	26.241	28.226	132.4	10	B	1:33.979	21.398	33.818	38.763	106.7	17:20.258
11	B	1:32.083	25.061	34.027	32.995	108.9	11	B	1:16.326	21.222	26.170	28.934	131.4	18:36.584
12	B	1:16.039	21.239	26.462	28.338	131.9	12	B	1:33.339	21.365	27.726	44.248	107.4	20:09.923
13	B	1:29.738	25.207	30.618	33.913	111.7	13	A	9:52.010	8:38.328	34.312	39.370	16.9	30:01.933
14	B	1:15.476	21.166	26.232	28.078	132.8	14	A	1:35.902	29.730	33.620	32.552	104.5	31:37.835
15	B	1:31.454	26.681	28.925	35.848	109.6	15	A	1:15.176	21.061	25.817	28.298	133.4	32:53.011
16	B	1:15.579	21.133	26.274	28.172	132.7	16	A	1:24.151	26.156	27.590	30.405	119.1	34:17.162
17	B	1:37.156	25.181	34.563	37.412	103.2	17	A	1:20.015	22.873	27.158	29.984	125.3	35:37.177
18	B	1:15.611	21.069	26.301	28.241	132.6	18	A	1:18.599	22.081	26.843	29.675	127.6	36:55.776
19	B	1:30.442	26.233	31.125	33.084	110.9	19	A	1:18.150	21.882	26.862	29.406	128.3	38:13.926
20	B	1:14.941	21.126	25.894	27.921	133.8	20	A	1:18.205	21.760	26.857	29.588	128.2	39:32.131
21	B	1:26.127	24.517	27.877	33.733	116.4	21	A	1:18.402	21.867	26.883	29.652	127.9	40:50.533
22	A	7:38.448	6:41.634	27.259	29.555	21.9	22	A	1:35.991	29.071	31.310	35.610	104.4	42:26.524
23	A	1:17.525	22.099	26.616	28.810	129.3	23	A	1:36.246	29.486	33.155	33.605	104.2	44:02.770
24	A	1:17.297	22.068	26.573	28.656	129.7	24	A	1:15.718	20.901	26.016	28.801	132.4	45:18.488
25	A	1:16.918	22.007	26.281	28.630	130.3								
26	A	1:16.609	21.956	26.280	28.373	130.9								
2	Sam BIRD	GBR						4	Edoardo MORTARA	CHE				
DS Virgin Racing DS Virgin DSV-03							Venturi Formula E Team Venturi VM200-FE-03							
1	B	2:13.031	1:11.220	29.690	32.121	75.4	1	B	2:00.735	51.653	34.087	34.995	83.0	2:00.735
2	B	1:22.220	23.366	27.933	30.921	121.9	2	B	1:20.008	22.996	27.201	29.811	125.3	3:20.743
3	B	1:20.333	23.110	27.482	29.741	124.8	3	B	1:18.360	22.023	26.735	29.602	127.9	4:39.103
4	B	1:38.045	23.154	27.097	47.794	102.3	4	B	1:53.349	27.748	32.273	53.328	88.5	6:32.452
5	B	1:35.062	38.454	27.021	29.587	105.5	5	B	1:45.969	40.928	31.574	33.467	94.6	8:18.421
6	B	1:18.563	22.213	26.767	29.583	127.6	6	B	1:34.205	28.760	32.730	32.715	106.4	9:52.626
7	B	1:19.971	22.718	27.370	29.883	125.4	7	B	1:24.783	21.722	28.248	34.813	118.3	11:17.409
8	B	1:18.514	22.315	26.823	29.376	127.7	8	A	4:15.615	3:09.881	30.959	34.775	39.2	15:33.024
9	B	1:25.764	22.663	27.116	35.985	116.9	9	A	1:23.528	23.375	28.621	31.532	120.0	16:56.552
10	A	7:05.991	6:00.507	32.011	33.473	23.5	10	A	1:17.375	21.750	26.307	29.318	129.6	18:13.927
11	A	1:33.391	25.660	33.672	34.059	107.4	11	A	1:30.925	25.788	32.769	32.368	110.3	19:44.852
12	A	1:39.204	30.346	36.386	32.472	101.1	12	A	1:24.943	23.903	29.457	31.583	118.0	21:09.795
13	A	1:15.710	21.111	26.042	28.557	132.4	13	A	1:16.861	21.616	26.393	28.852	130.4	22:26.656
14	A	1:59.973	28.289	41.148	50.536	83.6	14	A	1:30.749	24.774	32.789	33.186	110.5	23:57.405
15	A	1:24.799	21.137	30.252	33.410	118.2	15	A	1:29.030	23.273	31.504	34.253	112.6	25:26.435
16	A	1:38.204	22.109	39.600	36.495	102.1	16	A	1:20.939	22.641	27.614	30.684	123.9	26:47.374
17	A	1:22.017	21.140	26.060	34.817	122.2	17	A	1:20.029	22.798	27.321	29.910	125.3	28:07.403
18	B	6:18.681	5:14.298	31.146	33.237	26.5	18	A	1:20.061	22.644	27.227	30.190	125.2	29:27.464
19	B	1:27.732	24.714	29.269	33.749	114.3	19	A	1:20.793	22.933	27.575	30.285	124.1	30:48.257
20	B	1:15.304	21.068	25.943	28.293	133.1	20	A	1:20.292	22.749	27.470	30.073	124.9	32:08.549
21	B	1:36.107	26.705	32.967	36.435	104.3	21	A	1:29.314	22.533	27.798	38.983	112.3	33:37.863
22	B	1:15.297	20.989	26.030	28.278	133.2	22	B	3:24.740	2:18.979	32.764	32.997	49.0	37:02.603
23	B	1:22.279	23.087	27.004	32.188	121.9	23	B	1:32.932	26.177	30.798	35.957	107.9	38:35.535
24	B	1:15.129	21.141	26.003	27.985	133.5	24	B	1:15.626	21.111	25.917	28.598	132.6	39:51.161
							25	B	1:25.155	23.782	27.193	34.180	117.7	41:16.316
							26	A	3:23.819	2:18.693	30.813	34.313	49.2	44:40.135
							27	A	1:16.128	21.372	25.922	28.834	131.7	45:56.263



FIA FORMULA E CHAMPIONSHIP 2017-18

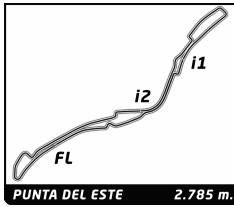


ABB FIA Formula E Championship Round 6 - Punta del Este ePrix Non Qualifying Practice 1

Analysis

Official Timekeeper TAGHeuer

200KW Personal Best Session Best Crossing the finish line in pit lane

Table with columns: Lap, Time, Sector 1, Sector 2, Sector 3, Kph, Elapsed. Rows include drivers Maro ENGEL, José Maria LOPEZ, Jérôme D'AMBROSIO, Nicolas PROST, and Sébastien BUEMI.



FIA FORMULA E
CHAMPIONSHIP
2017-18

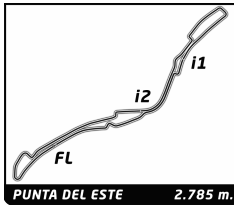


ABB FIA Formula E Championship

Round 6 - Punta del Este ePrix

Non Qualifying Practice 1

Analysis

Official Timekeeper TAG Heuer

Lap	Time	Sector 1	Sector 2	Sector 3	Kph	Elapsed	Lap	Time	Sector 1	Sector 2	Sector 3	Kph	Elapsed
8	A 1:24.798	22.003	26.723	36.072	118.2	15:07.134	10	A 1:18.012	21.762	26.581	29.669	128.5	19:04.627
9	A 1:19.657	23.022	27.214	29.421	125.9	16:26.791	11	A 1:16.685	21.916	26.272	28.497	130.7	20:21.312
10	A 1:18.463	22.101	27.066	29.296	127.8	17:45.254	12	A 2:03.504	23.859	50.654	48.991	81.2	22:24.816
11	A 1:20.642	22.385	27.070	31.187	124.3	19:05.896	13	A 1:41.758	29.184	38.749	33.825	98.5	24:06.574
12	A 1:18.541	22.203	26.996	29.342	127.7	20:24.437	14	A 1:16.323	21.355	26.580	28.388	131.4	25:22.897
13	A 1:18.406	22.120	26.987	29.299	127.9	21:42.843	15	A 1:39.749	23.220	35.161	41.368	100.5	27:02.646
14	A 1:18.534	22.141	27.194	29.199	127.7	23:01.377	16	A 1:38.038	23.187	36.656	38.195	102.3	28:40.684
15	A 1:19.053	22.458	27.120	29.475	126.8	24:20.430	17	A 1:19.464	21.685	27.015	30.764	126.2	30:00.148
16	A 1:23.190B	22.194	27.127	33.869	120.5	25:43.620	18	A 1:16.190	21.590	26.216	28.384	131.6	31:16.338
17	B 4:35.116B	3:11.022	34.525	49.569	36.4	30:18.736	19	A 1:26.532B	24.224	28.470	33.838	115.9	32:42.870
18	B 5:05.553	4:03.153	30.067	32.333	32.8	35:24.289	20	B 5:23.894	4:08.899	38.424	36.571	31.0	38:06.764
19	B 1:14.916	21.049	25.845	28.022	133.8	36:39.205	21	B 1:16.004	21.256	26.428	28.320	131.9	39:22.768
20	B 1:42.730	29.478	34.475	38.777	97.6	38:21.935	22	B 1:15.977	21.421	26.006	28.550	132.0	40:38.745
21	B 1:14.536	20.935	25.771	27.830	134.5	39:36.471	23	B 1:51.892	32.178	46.155	33.559	89.6	42:30.637
22	B 1:27.859B	24.448	29.003	34.408	114.1	41:04.330	24	B 1:16.323	21.694	26.257	28.372	131.4	43:46.960
23	A 3:51.693	2:49.770	28.657	33.266	43.3	44:56.023	25	B 1:15.635	21.388	26.099	28.148	132.6	45:02.595
24	A 1:21.377	24.605	26.033	30.739	123.2	46:17.400							

16	Oliver TURVEY						GBR
	NIO Formula E Team						NextEV NIO Sport 003
1	A 3:55.279	2:51.178	30.961	33.140	42.6	3:55.279	
2	A 1:20.378	22.342	27.531	30.505	124.7	5:15.657	
3	A 1:57.516	21.696	38.982	56.838	85.3	7:13.173	
4	A 1:16.824	21.205	26.392	29.227	130.5	8:29.997	
5	A 1:19.122	21.441	27.049	30.632	126.7	9:49.119	
6	A 1:16.855	21.502	26.479	28.874	130.5	11:05.974	
7	A 1:40.219	28.178	33.128	38.913	100.0	12:46.193	
8	A 1:15.928	21.198	26.268	28.462	132.0	14:02.121	
9	A 1:16.793	21.530	26.494	28.769	130.6	15:18.914	
10	A 1:24.853	24.455	29.017	31.381	118.2	16:43.767	
11	A 1:20.064	22.865	27.479	29.720	125.2	18:03.831	
12	A 1:20.766	23.483	27.629	29.654	124.1	19:24.597	
13	A 1:19.308	22.297	27.322	29.689	126.4	20:43.905	
14	A 1:23.345B	22.360	27.311	33.674	120.3	22:07.250	
15	B 9:36.091	8:33.188	29.572	33.331	17.4	31:43.341	
16	B 1:25.853	25.000	29.999	30.854	116.8	33:09.194	
17	B 1:20.517	21.129	26.086	33.302	124.5	34:29.711	
18	B 1:15.357	20.991	25.902	28.464	133.0	35:45.068	
19	B 1:27.202	24.752	29.699	32.751	115.0	37:12.270	
20	B 1:19.724	22.676	27.578	29.470	125.8	38:31.994	
21	B 1:18.399	22.358	26.996	29.045	127.9	39:50.393	
22	B 1:33.723	23.850	32.172	37.701	107.0	41:24.116	
23	B 1:35.894	34.639	29.884	31.371	104.6	43:00.010	
24	B 1:16.038	20.997	26.224	28.817	131.9	44:16.048	
25	B 1:16.672	21.217	27.072	28.383	130.8	45:32.720	

18	André LOTTERER						DEU
	TECHEETAH						Renault Z.E. 17
1	B 2:06.938	1:05.412	29.530	31.996	79.0	2:06.938	
2	B 1:22.743	23.332	28.197	31.214	121.2	3:29.681	
3	B 1:21.294	22.928	27.867	30.499	123.3	4:50.975	
4	B 1:32.404	22.717	27.481	42.206	108.5	6:23.379	
5	B 1:39.593	43.561	26.558	29.474	100.7	8:02.972	
6	B 1:17.916	21.746	26.880	29.290	128.7	9:20.888	
7	B 1:23.690B	22.169	27.524	33.997	119.8	10:44.578	
8	A 5:44.842	4:45.161	29.493	30.188	29.1	16:29.420	
9	A 1:17.195	21.883	26.407	28.905	129.9	17:46.615	

19	Felix ROSENQVIST						SWE
	Mahindra Racing						Mahindra M4Electro
1	A 1:38.955	31.598	30.539	36.818	101.3	1:38.955	
2	A 1:23.136	22.280	26.767	34.089	120.6	3:02.091	
3	A 1:17.146	21.569	26.468	29.109	130.0	4:19.237	
4	A 1:18.310	21.913	26.968	29.429	128.0	5:37.547	
5	A 1:54.587	22.750	1:00.823	31.014	87.5	7:32.134	
6	A 1:20.878	22.757	27.634	30.487	124.0	8:53.012	
7	A 1:20.023	22.628	27.055	30.340	125.3	10:13.035	
8	A 1:21.347	22.426	28.457	30.464	123.2	11:34.382	
9	A 1:20.112	22.608	27.093	30.411	125.1	12:54.494	
10	A 1:21.611	22.858	27.871	30.882	122.9	14:16.105	
11	A 1:21.997	23.286	27.900	30.811	122.3	15:38.102	
12	A 1:28.903	22.975	34.315	31.613	112.8	17:07.005	
13	A 1:21.616	23.257	27.725	30.634	122.8	18:28.621	
14	A 1:21.262	23.614	27.501	30.147	123.4	19:49.883	
15	A 1:21.839	23.528	27.494	30.817	122.5	21:11.722	
16	A 1:22.924	23.087	27.733	32.104	120.9	22:34.646	
17	A 1:19.947	23.035	26.947	29.965	125.4	23:54.593	
18	A 1:20.849	23.730	27.002	30.117	124.0	25:15.442	
19	A 1:48.573B	29.580	38.748	40.245	92.3	27:04.015	
20	B 4:46.367	3:42.928	32.005	31.434	35.0	31:50.382	
21	B 1:21.592	24.297	27.196	30.099	122.9	33:11.974	
22	B 1:21.861	21.443	25.909	34.509	122.5	34:33.835	
23	B 1:16.396	21.439	26.314	28.643	131.2	35:50.231	
24	B 1:54.901B	26.215	30.172	58.514	87.3	37:45.132	
25	B 2:46.160	1:40.488	34.011	31.661	60.3	40:31.292	
26	B 1:25.040	22.014	32.845	30.181	117.9	41:56.332	
27	B 1:40.510	21.081	49.160	30.269	99.8	43:36.842	
28	B 1:16.369	20.994	26.128	29.247	131.3	44:53.211	
29	B 1:16.851	21.345	26.732	28.774	130.5	46:10.062	

20	Mitch EVANS						NZL
	Panasonic Jaguar Racing						Jaguar I-Type II
1	A 3:40.954	2:17.356	35.184	48.414	45.4	3:40.954	
2	A 1:21.614	22.091	26.294	33.229	122.8	5:02.568	
3	A 1:45.503	21.324	25.992	58.187	95.0	6:48.071	
4	A 1:34.134	30.677	28.400	35.057	106.5	8:22.205	
5	A 1:16.220	21.358	26.112	28.750	131.5	9:38.425	
6	A 1:26.711	26.683	28.399	31.629	115.6	11:05.136	



FIA FORMULA E
CHAMPIONSHIP
2017-18

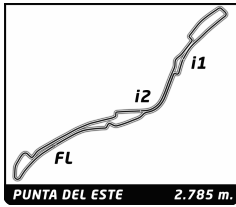


ABB FIA Formula E Championship

Round 6 - Punta del Este ePrix

Non Qualifying Practice 1

Analysis

Official Timekeeper TAGHeuer

Lap	Time	Sector 1	Sector 2	Sector 3	Kph	Elapsed
7 A	1:21.117	22.565	27.555	30.997	123.6	12:26.253
8 A	1:19.504	22.660	27.265	29.579	126.1	13:45.757
9 A	1:18.882	22.470	26.807	29.605	127.1	15:04.639
10 A	1:43.466	27.833	36.119	39.514	96.9	16:48.105
11 A	1:19.688	21.261	25.958	32.469	125.8	18:07.793
12 A	1:22.208 B	22.607	26.073	33.528	122.0	19:30.001
13 B	7:45.416	6:36.572	34.610	34.234	21.5	27:15.417
14 B	1:15.975	21.285	25.987	28.703	132.0	28:31.392
15 B	1:34.083	25.331	30.465	38.287	106.6	30:05.475
16 B	8:21.561 B	21.158	26.168	7:34.235	20.0	38:27.036
17 A	5:01.059	3:48.701	35.454	36.904	33.3	43:28.095
18 A	1:14.879	20.924	25.689	28.266	133.9	44:42.974
19 A	1:37.163 B	23.726	30.734	42.703	103.2	46:20.137

23 Nick HEIDFELD		DEU				
Mahindra Racing		Mahindra M4Electro				
1 B	2:46.624	1:46.028	28.549	32.047	60.2	2:46.624
2 B	1:17.318	21.637	26.501	29.180	129.7	4:03.942
3 B	1:20.326	21.362	26.870	32.094	124.8	5:24.268
4 B	1:59.858 B	21.361	48.648	49.849	83.6	7:24.126
5 A	9:34.957	8:33.087	28.580	33.290	17.4	16:59.083
6 A	1:20.209	22.768	27.092	30.349	125.0	18:19.292
7 A	1:20.262	22.327	27.684	30.251	124.9	19:39.554
8 A	1:18.739	22.094	26.792	29.853	127.3	20:58.293
9 A	1:19.945	21.985	27.241	30.719	125.4	22:18.238
10 A	1:19.108	22.184	27.303	29.621	126.7	23:37.346
11 A	1:18.545	21.956	26.609	29.980	127.6	24:55.891
12 A	1:33.699	27.634	31.626	34.439	107.0	26:29.590
13 A	1:24.592	21.924	29.906	32.762	118.5	27:54.182
14 A	1:16.648	21.430	26.275	28.943	130.8	29:10.830
15 A	1:16.456	21.397	26.206	28.853	131.1	30:27.286
16 A	1:40.011 B	25.441	32.738	41.832	100.2	32:07.297
17 B	7:04.478	6:02.136	27.842	34.500	23.6	39:11.775
18 B	1:30.272	21.451	32.704	36.117	111.1	40:42.047
19 B	1:23.329	21.896	29.323	32.110	120.3	42:05.376
20 B	1:16.274	21.293	26.253	28.728	131.4	43:21.650
21 B	1:15.876	21.226	26.174	28.476	132.1	44:37.526
22 B	1:17.017	21.341	26.303	29.373	130.2	45:54.543

25 Jean-Eric VERGNE		FRA				
TECHEETAH		Renault Z.E. 17				
1 A	1:45.729	43.460	29.687	32.582	94.8	1:45.729
2 A	1:20.868	23.056	27.649	30.163	124.0	3:06.597
3 A	1:19.562	22.719	26.985	29.858	126.0	4:26.159
4 A	1:18.803	22.553	26.751	29.499	127.2	5:44.962
5 A	1:55.694	36.341	47.160	32.193	86.7	7:40.656
6 A	1:18.575	22.406	26.676	29.493	127.6	8:59.231
7 A	1:24.953	23.475	29.746	31.732	118.0	10:24.184
8 A	1:16.653	21.421	26.370	28.862	130.8	11:40.837
9 A	1:24.102 B	21.433	26.925	35.744	119.2	13:04.939
10 A	3:18.579	2:16.930	28.773	32.876	50.5	16:23.518
11 A	1:18.529	22.359	26.746	29.424	127.7	17:42.047
12 A	1:31.883	22.241	28.847	40.795	109.1	19:13.930
13 A	1:28.398	21.331	34.754	32.313	113.4	20:42.328
14 A	1:16.195	21.333	26.640	28.222	131.6	21:58.523
15 A	1:24.500 B	22.454	27.547	34.499	118.7	23:23.023
16 B	2:20.238	1:05.347	36.643	38.248	71.5	25:43.261

Lap	Time	Sector 1	Sector 2	Sector 3	Kph	Elapsed
17 B	1:15.098	21.043	25.958	28.097	133.5	26:58.359
18 B	1:50.591	27.830	34.253	48.508	90.7	28:48.950
19 B	1:31.620 B	21.013	26.015	44.592	109.4	30:20.570
20 B	6:47.692	5:45.566	28.917	33.209	24.6	37:08.262
21 B	1:17.923	21.082	26.858	29.983	128.7	38:26.185
22 B	1:15.163	21.139	26.057	27.967	133.4	39:41.348
23 B	1:21.231	23.253	27.572	30.406	123.4	41:02.579
24 B	1:18.565	22.346	26.862	29.357	127.6	42:21.144
25 B	1:18.025	22.020	26.767	29.238	128.5	43:39.169
26 B	1:18.108	22.230	26.712	29.166	128.4	44:57.277
27 B	1:17.903	21.989	26.726	29.188	128.7	46:15.180

27 Tom BLOMQUIST		GBR				
Andretti Formula E		Andretti ATEC-03				
1 B	3:08.381	1:53.293	36.575	38.513	53.2	3:08.381
2 B	1:32.238	26.505	30.687	35.046	108.7	4:40.619
3 B	1:18.198	22.267	26.575	29.356	128.2	5:58.817
4 B	2:16.169	53.704	39.005	43.460	73.6	8:14.986
5 B	1:27.000	21.642	26.962	38.396	115.2	9:41.986
6 B	1:16.781	21.423	26.484	28.874	130.6	10:58.767
7 B	1:37.219	26.326	35.870	35.023	103.1	12:35.986
8 B	1:16.216	21.255	26.222	28.739	131.5	13:52.202
9 B	1:25.975 B	26.016	26.873	33.086	116.6	15:18.177
10 A	8:35.608	7:36.411	28.340	30.857	19.4	23:53.785
11 A	1:22.427	25.721	27.084	29.622	121.6	25:16.212
12 A	1:19.705	23.425	26.767	29.513	125.8	26:35.917
13 A	1:19.649	23.326	26.895	29.428	125.9	27:55.566
14 A	1:19.364	22.530	27.184	29.650	126.3	29:14.930
15 A	1:19.345	22.314	27.542	29.489	126.4	30:34.275
16 A	1:20.198	22.849	27.176	30.173	125.0	31:54.473
17 A	1:20.078	22.565	27.068	30.445	125.2	33:14.551
18 A	1:37.788 B	22.480	27.062	48.246	102.5	34:52.339
19 B	6:34.353	5:20.940	36.384	37.029	25.4	41:26.692
20 B	1:37.689	26.908	33.987	36.794	102.6	43:04.381
21 B	1:23.937	21.298	29.696	32.943	119.4	44:28.318
22 B	1:25.023 B	21.046	28.483	35.494	117.9	45:53.341

28 Antonio Felix DA COSTA		PRT				
Andretti Formula E		Andretti ATEC-03				
1 A	1:44.305	36.378	33.170	34.757	96.1	1:44.305
2 A	1:19.923	22.682	27.243	29.998	125.4	3:04.228
3 A	1:28.207	22.104	33.012	33.091	113.7	4:32.435
4 A	1:18.031	21.884	26.984	29.163	128.5	5:50.466
5 A	1:57.107	42.268	42.109	32.730	85.6	7:47.573
6 A	1:17.793	21.801	26.925	29.067	128.9	9:05.366
7 A	1:27.004 B	21.930	28.695	36.379	115.2	10:32.370
8 B	3:44.660	2:43.938	29.494	31.228	44.6	14:17.030
9 B	1:23.423	24.192	28.640	30.591	120.2	15:40.453
10 B	1:24.526	24.292	29.171	31.063	118.6	17:04.979
11 B	1:22.562	24.434	27.838	30.290	121.4	18:27.541
12 B	1:26.461 B	23.628	27.601	35.232	116.0	19:54.002
13 B	5:44.225	4:44.384	29.544	30.297	29.1	25:38.227
14 B	1:38.363	23.899	40.435	34.029	101.9	27:16.590
15 B	1:35.915	29.890	32.630	33.395	104.5	28:52.505
16 B	1:17.256	21.776	26.639	28.841	129.8	30:09.761
17 B	1:46.831	29.006	42.207	35.618	93.8	31:56.592
18 B	1:16.728	21.445	26.475	28.808	130.7	33:13.320

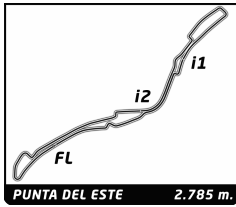


ABB FIA Formula E Championship Round 6 - Punta del Este ePrix Non Qualifying Practice 1

Analysis

Official Timekeeper TAGHeuer

Table with 7 columns: Lap, Time, Sector 1, Sector 2, Sector 3, Kph, Elapsed. Rows 19-25.

Driver profile for Alex LYNN (GBR) DS Virgin Racing DS Virgin DSV-03. Table with 7 columns: Lap, Time, Sector 1, Sector 2, Sector 3, Kph, Elapsed. Rows 1-24.

Driver profile for Daniel ABT (DEU) Audi Sport ABT Schaeffler Audi e-tron FE04. Table with 7 columns: Lap, Time, Sector 1, Sector 2, Sector 3, Kph, Elapsed. Rows 1-20.

Table with 7 columns: Lap, Time, Sector 1, Sector 2, Sector 3, Kph, Elapsed. Rows 21-24.

Driver profile for Luca FILIPPI (ITA) NIO Formula E Team NextEV NIO Sport 003

Table with 7 columns: Lap, Time, Sector 1, Sector 2, Sector 3, Kph, Elapsed. Rows 1-25.