



FIA FORMULA E
CHAMPIONSHIP
2017-18

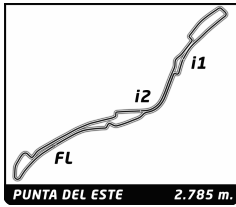


ABB FIA Formula E Championship

Round 6 - Punta del Este ePrix

Non Qualifying Practice 2

Analysis

Official Timekeeper TAGHeuer

Lap	Time	Sector 1	Sector 2	Sector 3	Kph	Elapsed	Lap	Time	Sector 1	Sector 2	Sector 3	Kph	Elapsed		
1 Lucas DI GRASSI BRA															
Audi Sport ABT Schaeffler Audi e-tron FE04															
1	A	3:40.598	2:34.220	32.163	34.215	45.4	3:40.598	6	A	1:20.772	22.776	27.541	30.455	124.1	9:13.998
2	A	1:27.752	25.935	30.790	31.027	114.3	5:08.350	7	A	1:59.173	22.887	31.129	1:05.157	84.1	11:13.171
3	A	1:14.494	20.881	25.907	27.706	134.6	6:22.844	8	A	6:51.700	5:41.899	30.274	39.527	24.4	18:04.871
4	A	1:27.879	24.701	29.130	34.048	114.1	7:50.723	9	A	1:23.279	23.819	28.882	30.578	120.4	19:28.150
5	B	1:22.399	...	33.546	36.072	14.7	19:13.122	10	A	1:24.529	22.910	27.866	33.753	118.6	20:52.679
6	B	1:34.605	27.584	32.588	34.433	106.0	20:47.727	11	A	1:26.155	22.678	27.576	35.901	116.4	22:18.834
7	B	1:13.672	20.787	25.344	27.541	136.1	22:01.399	12	B	3:38.759	2:29.984	33.396	35.379	45.8	25:57.593
8	B	1:45.175	24.143	42.907	38.125	95.3	23:46.574	13	B	1:30.759	25.806	33.655	31.298	110.5	27:28.352
9	B	1:15.232	21.235	25.927	28.070	133.3	25:01.806	14	B	1:14.408	20.844	25.648	27.916	134.7	28:42.760
10	B	1:28.188	24.473	30.272	33.443	113.7	26:29.994	15	B	1:25.838	23.359	27.794	34.685	116.8	30:08.598
11	B	1:15.388	21.118	26.015	28.255	133.0	27:45.382								
12	B	1:39.945	24.970	36.335	38.640	100.3	29:25.327								
13	B	1:15.051	21.107	25.958	27.986	133.6	30:40.378								
2 Sam BIRD GBR															
DS Virgin Racing DS Virgin DSV-03															
1	A	2:25.327	1:15.535	33.357	36.435	69.0	2:25.327								
2	A	1:33.989	28.288	31.509	34.192	106.7	3:59.316								
3	A	1:14.449	20.856	25.485	28.108	134.7	5:13.765								
4	A	1:50.403	29.480	40.615	40.308	90.8	7:04.168								
5	A	1:29.038	21.058	26.428	41.552	112.6	8:33.206								
6	A	1:15.322	21.122	25.961	28.239	133.1	9:48.528								
7	A	2:50.779	31.156	1:07.563	1:12.060	58.7	12:39.307								
8	B	9:24.165	8:14.941	32.860	36.364	17.8	22:03.472								
9	B	1:32.406	26.539	32.905	32.962	108.5	23:35.878								
10	B	1:14.080	20.777	25.544	27.759	135.3	24:49.958								
11	B	1:35.260	25.306	32.830	37.124	105.2	26:25.218								
12	B	1:26.901	21.113	29.255	36.533	115.4	27:52.119								
13	B	1:34.815	30.225	32.825	31.765	105.7	29:26.934								
14	B	1:18.683	21.204	26.047	31.432	127.4	30:45.617								
3 Nelson PIQUET BRA															
Panasonic Jaguar Racing Jaguar I-Type II															
1	A	2:45.663	1:35.006	33.209	37.448	60.5	2:45.663								
2	A	1:34.580	28.200	33.408	32.972	106.0	4:20.243								
3	A	1:15.170	21.005	26.056	28.109	133.4	5:35.413								
4	A	1:24.822	25.936	28.931	29.955	118.2	7:00.235								
5	A	1:19.467	22.412	27.054	30.001	126.2	8:19.702								
6	A	1:23.008	22.173	27.159	33.676	120.8	9:42.710								
7	B	10:42.177	9:35.218	32.440	34.519	15.6	20:24.887								
8	B	1:28.171	26.267	30.695	31.209	113.7	21:53.058								
9	B	1:16.592	21.205	26.164	29.223	130.9	23:09.650								
10	B	1:38.811	28.859	34.346	35.606	101.5	24:48.461								
11	B	1:15.626	21.046	26.200	28.380	132.6	26:04.087								
12	B	1:34.024	21.061	26.341	46.622	106.6	27:38.111								
13	B	2:28.864	33.667	41.220	1:13.977	67.4	30:06.975								
4 Edoardo MORTARA CHE															
Venturi Formula E Team Venturi VM200-FE-03															
1	A	2:19.102	1:11.517	33.505	34.080	72.1	2:19.102								
2	A	1:28.597	26.465	30.146	31.986	113.2	3:47.699								
3	A	1:15.394	21.028	25.705	28.661	133.0	5:03.093								
4	A	1:29.026	25.687	31.200	32.139	112.6	6:32.119								
5	A	1:21.107	23.360	27.528	30.219	123.6	7:53.226								
5 Maro ENGEL DEU															
Venturi Formula E Team Venturi VM200-FE-03															
1	B	2:06.236	59.673	31.928	34.635	79.4	2:06.236								
2	B	1:32.970	26.450	32.816	33.704	107.8	3:39.206								
3	B	1:15.071	21.163	25.544	28.364	133.6	4:54.277								
4	B	1:27.698	26.697	30.710	30.291	114.3	6:21.975								
5	B	1:16.763	21.790	26.299	28.674	130.6	7:38.738								
6	B	1:33.815	27.138	34.561	32.116	106.9	9:12.553								
7	B	1:57.889	22.853	29.769	1:05.267	85.0	11:10.442								
8	A	6:49.317	5:41.147	32.911	35.259	24.5	17:59.759								
9	A	1:34.180	26.239	32.982	34.959	106.5	19:33.939								
10	A	1:15.109	20.971	25.705	28.433	133.5	20:49.048								
11	A	1:40.345	29.675	37.445	33.225	99.9	22:29.393								
12	A	1:19.311	22.592	27.185	29.534	126.4	23:48.704								
13	A	1:23.895	24.049	30.114	29.732	119.5	25:12.599								
14	A	1:19.841	22.957	27.427	29.457	125.6	26:32.440								
15	A	1:19.376	22.853	27.101	29.422	126.3	27:51.816								
16	A	1:23.555	23.970	28.840	30.745	120.0	29:15.371								
17	A	1:19.190	22.877	27.054	29.259	126.6	30:34.561								
6 José Maria LOPEZ ARG															
DRAGON PENSKE EV-2															
1	B	7:13.974	6:12.391	29.310	32.273	23.1	7:13.974								
2	B	1:40.692	25.712	41.318	33.662	99.6	8:54.666								
3	B	1:44.401	20.868	33.490	50.043	96.0	10:39.067								
4	A	7:39.032	6:34.520	32.859	31.653	21.8	18:18.099								
5	A	1:29.320	25.388	32.503	31.429	112.2	19:47.419								
6	A	1:16.752	21.594	26.627	28.531	130.6	21:04.171								
7	A	1:32.661	26.324	30.021	36.316	108.2	22:36.832								
8	B	3:08.429	2:07.387	29.696	31.346	53.2	25:45.261								
9	B	1:32.145	21.417	42.049	28.679	108.8	27:17.406								
10	B	1:15.715	21.212	26.111	28.392	132.4	28:33.121								
11	B	1:15.712	21.212	26.062	28.438	132.4	29:48.833								
12	B	2:05.510	34.757	38.933	51.820	79.9	31:54.343								
7 Jérôme D'AMBROSIO BEL															
DRAGON PENSKE EV-2															
1	B	1:45.772	39.182	32.980	33.610	94.8	1:45.772								
2	B	1:34.111	25.611	30.469	38.031	106.5	3:19.883								
3	B	1:15.070	20.909	25.814	28.347	133.6	4:34.953								
4	B	1:27.741	26.172	28.205	33.364	114.3	6:02.694								
5	A	11:33.063	...	29.670	31.454	14.5	17:35.757								
6	A	1:15.769	21.247	26.250	28.272	132.3	18:51.526								
7	A	1:25.504	22.700	31.329	31.475	117.3	20:17.030								
8	A	1:16.359	21.319	26.358	28.682	131.3	21:33.389								
9	A	1:23.555	21.322	27.399	34.834	120.0	22:56.944								



FIA FORMULA E
CHAMPIONSHIP
2017-18

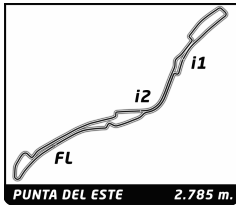


ABB FIA Formula E Championship

Round 6 - Punta del Este ePrix

Non Qualifying Practice 2

Analysis

Official Timekeeper TAGHeuer

Lap	Time	Sector 1	Sector 2	Sector 3	Kph	Elapsed
10 B	6:39.424	5:40.147	28.437	30.840	25.1	29:36.368
11 B	1:15.363	21.111	26.042	28.210	133.0	30:51.731

8		Nicolas PROST		FRA		
Renault e.dams		Renault Z.E. 17				
1 A	1:34.772	27.176	32.784	34.812	105.8	1:34.772
2 A	1:32.690	25.971	31.089	35.630	108.2	3:07.462
3 A	1:15.839	21.012	26.007	28.820	132.2	4:23.301
4 A	1:27.944 B	25.410	27.797	34.737	114.0	5:51.245
5 A	1:27.382	...	26.746	35.053	14.6	7:18.627
6 A	1:15.673	21.187	26.067	28.419	132.5	8:34.300
7 A	1:24.284 B	23.802	26.886	33.596	119.0	9:58.584
8 B	4:25.476	3:26.353	28.035	31.088	37.8	14:24.060
9 B	1:26.818	22.910	27.343	36.565	115.5	15:50.878
10 B	1:14.270	20.783	25.665	27.822	135.0	17:05.148
11 B	1:38.175	25.586	36.867	35.722	102.1	18:43.323
12 B	1:30.877	27.278	27.958	35.641	110.3	20:14.200

9		Sébastien BUEMI		CHE		
Renault e.dams		Renault Z.E. 17				
1 A	1:32.111	26.267	32.404	33.440	108.8	1:32.111
2 A	1:30.596	25.353	31.975	33.268	110.7	3:02.707
3 A	1:14.909	21.058	25.830	28.021	133.8	4:17.616
4 A	1:58.475	38.927	42.955	36.593	84.6	6:16.091
5 A	1:14.991	21.063	25.898	28.030	133.7	7:31.082
6 A	1:36.738 B	27.989	32.415	36.334	103.6	9:07.820
7 B	11:02.668	9:54.401	33.804	34.463	15.1	20:10.488
8 B	1:30.318	24.742	32.279	33.297	111.0	21:40.806
9 B	1:32.134 B	20.669	29.920	41.545	108.8	23:12.940
10 A	5:49.704	4:40.227	29.778	39.699	28.7	29:02.644
11 A	1:14.679	20.932	25.851	27.896	134.3	30:17.323

16		Oliver TURVEY		GBR		
NIO Formula E Team		NextEV NIO Sport 003				
1 A	2:20.664	1:13.621	32.818	34.225	71.3	2:20.664
2 A	1:34.122	26.265	31.820	36.037	106.5	3:54.786
3 A	1:14.321	20.696	25.663	27.962	134.9	5:09.107
4 A	1:35.202	26.120	32.856	36.226	105.3	6:44.309
5 A	1:16.100	21.310	26.382	28.408	131.7	8:00.409
6 A	1:34.771	29.253	32.271	33.247	105.8	9:35.180
7 A	2:23.915 B	21.230	50.796	1:11.889	69.7	11:59.095
8 B	8:49.430	7:44.027	31.955	33.448	18.9	20:48.525
9 B	1:24.386	24.863	28.611	30.912	118.8	22:12.911
10 B	1:14.267	20.638	25.686	27.943	135.0	23:27.178
11 B	1:30.531	24.543	33.232	32.756	110.7	24:57.709
12 B	1:15.801	21.126	26.230	28.445	132.3	26:13.510
13 B	1:23.739 B	23.282	26.783	33.674	119.7	27:37.249

18		André LOTTERER		DEU		
TECHEETAH		Renault Z.E. 17				
1 A	4:11.539	2:49.989	41.802	39.748	39.9	4:11.539
2 A	1:15.779	21.493	26.056	28.230	132.3	5:27.318
3 A	1:31.802	27.728	32.669	31.405	109.2	6:59.120
4 A	1:26.078	24.304	30.495	31.279	116.5	8:25.198
5 A	1:20.436	23.558	27.254	29.624	124.6	9:45.634
6 A	2:35.439 B	23.483	1:00.413	1:11.543	64.5	12:21.073
7 B	11:53.136	...	39.136	39.276	14.1	24:14.209

200KW Personal Best Session Best B Crossing the finish line in pit lane

Lap	Time	Sector 1	Sector 2	Sector 3	Kph	Elapsed
8 B	1:41.599	29.668	37.617	34.314	98.7	25:55.808
9 B	1:15.700	20.855	25.748	29.097	132.4	27:11.508
10 B	1:29.603 B	23.216	28.664	37.723	111.9	28:41.111

19		Felix ROSENQVIST		SWE		
Mahindra Racing		Mahindra M4Electro				
1 A	2:48.144	1:32.001	37.802	38.341	59.6	2:48.144
2 A	1:38.406	28.542	35.171	34.693	101.9	4:26.550
3 A	1:15.859	22.336	25.629	27.894	132.2	5:42.409
4 A	1:47.562	25.069	44.527	37.966	93.2	7:29.971
5 A	1:21.755	21.258	26.560	33.937	122.6	8:51.726
6 A	2:16.916 B	21.845	45.023	1:10.048	73.2	11:08.642
7 B	6:53.262	5:37.740	36.874	38.648	24.3	18:01.904
8 B	1:43.835	29.593	39.543	34.699	96.6	19:45.739
9 B	1:35.458	20.635	26.693	48.130	105.0	21:21.197
10 B	1:37.391 B	26.918	31.881	38.592	102.9	22:58.588
11 B	3:22.179	2:18.786	33.106	30.287	49.6	26:20.767
12 B	1:16.030	21.239	25.918	28.873	131.9	27:36.797
13 B	1:15.960	21.237	26.222	28.501	132.0	28:52.757
14 B	1:30.116	26.636	33.794	29.686	111.3	30:22.873

20		Mitch EVANS		NZL		
Panasonic Jaguar Racing		Jaguar I-Type II				
1 A	2:54.072	1:34.571	39.938	39.563	57.6	2:54.072
2 A	1:45.920	32.425	39.209	34.286	94.7	4:39.992
3 A	1:16.495	21.227	25.599	29.669	131.1	5:56.487
4 A	1:23.355	25.131	27.722	30.502	120.3	7:19.842
5 A	1:19.647	22.522	26.904	30.221	125.9	8:39.489
6 A	1:18.874	22.464	26.893	29.517	127.1	9:58.363
7 A	2:55.241 B	36.155	1:07.103	1:11.983	57.2	12:53.604
8 B	8:56.486	7:39.491	38.852	38.143	18.7	21:50.090
9 B	1:41.009	30.202	35.319	35.488	99.3	23:31.099
10 B	1:14.135	20.788	25.474	27.873	135.2	24:45.234
11 B	1:54.217	29.362	43.080	41.775	87.8	26:39.451
12 B	1:15.249	20.975	25.818	28.456	133.2	27:54.700
13 B	1:37.305	25.680	36.400	35.225	103.0	29:32.005
14 B	1:25.638	21.143	27.641	36.854	117.1	30:57.643

23		Nick HEIDFELD		DEU		
Mahindra Racing		Mahindra M4Electro				
1 B	2:29.634	1:17.943	33.211	38.480	67.0	2:29.634
2 B	1:36.824	27.384	30.374	39.066	103.5	4:06.458
3 B	1:14.978	21.071	25.680	28.227	133.7	5:21.436
4 B	1:49.638	29.256	38.786	41.596	91.4	7:11.074
5 B	1:16.330	21.368	26.156	28.806	131.4	8:27.404
6 B	1:20.542	23.391	26.354	30.797	124.5	9:47.946
7 B	2:35.676 B	22.241	1:01.281	1:12.154	64.4	12:23.622
8 A	8:04.545	6:57.352	31.962	35.231	20.7	20:28.167
9 A	1:31.452	24.559	32.936	33.957	109.6	21:59.619
10 A	1:14.504	20.784	25.568	28.152	134.6	23:14.123
11 A	1:32.187 B	25.166	28.835	38.186	108.8	24:46.310
12 A	5:35.476	4:35.518	29.953	30.005	29.9	30:21.786

25		Jean-Eric VERGNE		FRA		
TECHEETAH		Renault Z.E. 17				
1 A	3:26.683	2:19.117	33.872	33.694	48.5	3:26.683
2 A	1:14.400	20.879	25.674	27.847	134.8	4:41.083



FIA FORMULA E
CHAMPIONSHIP
2017-18

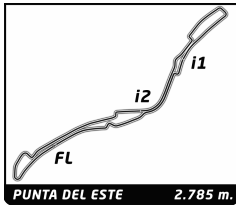


ABB FIA Formula E Championship

Round 6 - Punta del Este ePrix

Non Qualifying Practice 2

Analysis

Official Timekeeper TAGHeuer

Lap	Time	Sector 1	Sector 2	Sector 3	Kph	Elapsed	Lap	Time	Sector 1	Sector 2	Sector 3	Kph	Elapsed
3 A	1:27.024	25.498	30.692	30.834	115.2	6:08.107	2 B	1:33.864	26.342	31.968	35.554	106.8	3:12.010
4 A	1:20.370	22.923	27.664	29.783	124.7	7:28.477	3 B	1:15.992	21.062	25.786	29.144	131.9	4:28.002
5 A	1:17.718	22.044	26.799	28.875	129.0	8:46.195	4 B	1:29.175	23.347	28.999	36.829	112.4	5:57.177
6 A	2:07.845	23.068	43.376	1:01.401	78.4	10:54.040	5 A	4:46.694	3:20.304	35.985	50.405	35.0	10:43.871
7 B	9:29.161	8:19.318	36.127	33.716	17.6	20:23.201	6 A	6:29.545	5:24.334	31.005	34.206	25.7	17:13.416
8 B	1:18.871	21.772	28.704	28.395	127.1	21:42.072	7 A	1:15.637	21.153	26.282	28.202	132.6	18:29.053
9 B	1:42.836	31.019	35.839	35.978	97.5	23:24.908	8 A	1:33.970	27.318	34.619	32.033	106.7	20:03.023

27 Tom BLOMQUIST GBR
Andretti Formula E Andretti ATEC-03

1 A	2:41.725	1:25.255	36.680	39.790	62.0	2:41.725
2 A	1:41.125	29.847	34.469	36.809	99.1	4:22.850
3 A	1:15.169	20.978	26.133	28.058	133.4	5:38.019
4 A	1:38.857	27.232	34.196	37.429	101.4	7:16.876
5 A	1:25.842	21.906	29.637	34.299	116.8	8:42.718
6 B	12:03.348	21.236	...	37.159	13.9	20:46.066
7 B	1:57.495	40.479	34.982	42.034	85.3	22:43.561
8 B	1:14.536	20.835	25.870	27.831	134.5	23:58.097
9 B	1:39.472	27.726	36.798	34.948	100.8	25:37.569
10 B	1:17.603	22.336	26.683	28.584	129.2	26:55.172
11 B	1:36.004	26.257	37.206	32.541	104.4	28:31.176
12 B	1:17.184	21.845	26.600	28.739	129.9	29:48.360
13 B	1:26.360	23.633	27.895	34.832	116.1	31:14.720

28 Antonio Felix DA COSTA PRT
Andretti Formula E Andretti ATEC-03

1 B	1:57.020	41.006	38.603	37.411	85.7	1:57.020
2 B	1:37.378	28.375	34.767	34.236	103.0	3:34.398
3 B	1:15.569	21.224	25.859	28.486	132.7	4:49.967
4 B	2:00.481	24.468	43.924	52.089	83.2	6:50.448
5 A	11:09.604	9:52.002	38.588	39.014	15.0	18:00.052
6 A	1:40.698	30.688	35.688	34.322	99.6	19:40.750
7 A	1:14.868	20.950	25.702	28.216	133.9	20:55.618
8 A	1:37.426	25.434	34.496	37.496	102.9	22:33.044
9 A	1:16.589	21.558	26.386	28.645	130.9	23:49.633
10 A	1:23.601	22.322	26.914	34.365	119.9	25:13.234

36 Alex LYNN GBR
DS Virgin Racing DS Virgin DSV-03

1 B	2:50.436	1:31.575	40.256	38.605	58.8	2:50.436
2 B	1:40.537	28.509	34.637	37.391	99.7	4:30.973
3 B	1:14.602	20.894	25.851	27.857	134.4	5:45.575
4 B	1:33.583	25.158	35.359	33.066	107.1	7:19.158
5 B	1:15.683	21.280	26.196	28.207	132.5	8:34.841
6 B	2:00.549	27.258	42.121	51.170	83.2	10:35.390
7 A	10:42.941	9:28.217	37.822	36.902	15.6	21:18.331
8 A	1:30.334	27.192	30.364	32.778	111.0	22:48.665
9 A	1:14.748	20.751	25.570	28.427	134.1	24:03.413
10 A	1:37.283	26.187	35.602	35.494	103.1	25:40.696
11 A	1:16.170	21.148	26.419	28.603	131.6	26:56.866
12 A	1:38.222	29.980	35.310	32.932	102.1	28:35.088
13 A	1:15.779	21.252	26.095	28.432	132.3	29:50.867
14 A	1:44.938	27.211	37.999	39.728	95.5	31:35.805

66 Daniel ABT DEU
Audi Sport ABT Schaeffler Audi e-tron FE04

1 B	1:38.146	29.298	34.734	34.114	102.2	1:38.146
-----	----------	--------	--------	--------	-------	----------

68 Luca FILIPPI ITA
NIO Formula E Team NextEV NIO Sport 003

1 A	2:45.882	1:22.743	40.876	42.263	60.4	2:45.882
2 A	1:48.086	32.463	39.080	36.543	92.8	4:33.968
3 A	1:16.032	21.253	26.332	28.447	131.9	5:50.000
4 A	1:36.347	24.505	35.431	36.411	104.1	7:26.347
5 A	1:17.127	21.554	26.544	29.029	130.0	8:43.474
6 A	1:28.671	21.508	32.724	34.439	113.1	10:12.145
7 A	2:47.908	29.400	1:02.356	1:16.152	59.7	13:00.053
8 B	10:42.450	9:28.126	37.050	37.274	15.6	23:42.503
9 B	1:38.109	26.621	38.295	33.193	102.2	25:20.612
10 B	1:15.042	20.750	25.904	28.388	133.6	26:35.654
11 B	1:26.314	23.496	30.936	31.882	116.2	28:01.968
12 B	1:16.801	21.415	26.464	28.922	130.5	29:18.769
13 B	1:16.850	21.583	26.358	28.909	130.5	30:35.619