



FIA FORMULA E CHAMPIONSHIP 2017-18

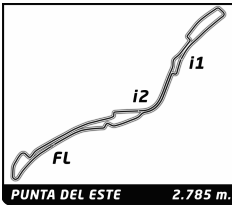


ABB FIA Formula E Championship Round 6 - Punta del Este ePrix Race

Analysis

Official Timekeeper TAG Heuer

Table with columns for Lap, Time, Sector 1, Sector 2, Sector 3, Kph, and Elapsed. It contains race data for two drivers: Maro ENGEL (DEU) and José Maria LOPEZ (ARG), showing lap-by-lap performance metrics.



FIA FORMULA E CHAMPIONSHIP 2017-18

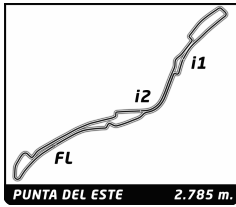


ABB FIA Formula E Championship Round 6 - Punta del Este ePrix Race

Analysis

Official Timekeeper TAGHeuer

Table with columns: Lap, Time, Sector 1, Sector 2, Sector 3, Kph, Elapsed. Contains race data for drivers Oliver TURVEY, André LOTTERER, and Felix ROSENQVIST.

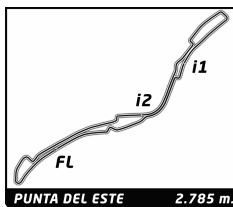


ABB FIA Formula E Championship

Round 6 - Punta del Este ePrix

Race

Analysis

Official Timekeeper TAG Heuer

■ 200KW ■ Personal Best ■ Session Best B Crossing the finish line in pit lane

Lap	Time	Sector 1	Sector 2	Sector 3	Kph	Elapsed	Lap	Time	Sector 1	Sector 2	Sector 3	Kph	Elapsed
33	B 1:17.785	22.262	26.786	28.737	128.9	45:37.824	6	A 1:18.336	22.312	26.862	29.162	128.0	9:42.416
34	B 1:17.782	22.329	26.767	28.686	128.9	46:55.606	7	A 1:18.735	22.237	26.999	29.499	127.3	11:01.151
35	B 1:17.735	22.234	26.596	28.905	129.0	48:13.341	8	A 1:17.979	22.033	26.613	29.333	128.6	12:19.130
36	B 1:17.538	21.784	26.775	28.979	129.3	49:30.879	9	A 1:18.040	22.055	26.762	29.223	128.5	13:37.170
37	B 1:17.154	21.911	26.449	28.794	129.9	50:48.033	10	A 1:18.448	22.182	26.947	29.319	127.8	14:55.618

20	Mitch EVANS			NZL		
	Panasonic Jaguar Racing	Jaguar I-Type II				
1	B 1:32.819	34.212	28.111	30.496	108.0	1:32.819
2	B 1:19.036	22.596	26.894	29.546	126.9	2:51.855
3	B 1:19.930	22.911	27.392	29.627	125.4	4:11.785
4	B 1:36.489	23.113	28.574	44.802	103.9	5:48.274
5	B 2:44.167	1:02.192	1:06.884	35.091	61.1	8:32.441
6	B 1:18.829	22.436	26.903	29.490	127.2	9:51.270
7	B 1:18.188	22.766	26.373	29.049	128.2	11:09.458
8	B 1:20.067	23.285	27.084	29.698	125.2	12:29.525
9	B 1:18.156	22.464	26.586	29.106	128.3	13:47.681
10	B 1:18.075	22.436	26.651	28.988	128.4	15:05.756
11	B 1:19.833	22.387	27.796	29.650	125.6	16:25.589
12	B 1:18.134	22.195	26.841	29.098	128.3	17:43.723
13	B 1:17.901	22.283	26.506	29.112	128.7	19:01.624
14	B 1:17.694	21.938	26.676	29.080	129.0	20:19.318
15	B 1:17.839	21.844	26.712	29.283	128.8	21:37.157
16	B 1:18.673	22.446	26.784	29.443	127.4	22:55.830
17	B 1:19.054	22.648	26.956	29.450	126.8	24:14.884
18	B 1:18.483	22.264	26.897	29.322	127.7	25:33.367
19	B 1:23.349 B	22.329	27.182	33.838	120.3	26:56.716
20	A 1:47.996	52.909	26.286	28.801	92.8	28:44.712
21	A 1:17.109	21.875	26.364	28.870	130.0	30:01.821
22	A 1:17.506	22.090	26.415	29.001	129.4	31:19.327
23	A 1:17.097	22.007	26.324	28.766	130.0	32:36.424
24	A 1:17.524	22.011	26.436	29.077	129.3	33:53.948
25	A 1:17.041	21.888	26.359	28.794	130.1	35:10.989
26	A 1:17.917	22.222	26.823	28.872	128.7	36:28.906
27	A 1:18.341	22.071	26.845	29.425	128.0	37:47.247
28	A 1:17.650	22.233	26.633	28.784	129.1	39:04.897
29	A 1:17.073	21.782	26.462	28.829	130.1	40:21.970
30	A 1:17.618	21.903	26.699	29.016	129.2	41:39.588
31	A 1:17.297	21.950	26.387	28.960	129.7	42:56.885
32	A 1:17.603	22.016	26.477	29.110	129.2	44:14.488
33	A 1:20.119	24.012	27.109	28.998	125.1	45:34.607
34	A 1:18.378	22.361	26.799	29.218	127.9	46:52.985
35	A 1:18.311	22.316	26.871	29.124	128.0	48:11.296
36	A 1:18.453	22.255	26.828	29.370	127.8	49:29.749
37	A 1:18.135	22.035	27.132	28.968	128.3	50:47.884

23	Nick HEIDFELD			DEU		
	Mahindra Racing	Mahindra M4Electro				
1	A 1:33.413	34.733	28.139	30.541	107.3	1:33.413

25	Jean-Eric VERGNE			FRA		
	TECHEETAH	Renault Z.E. 17				
1	A 1:24.418	27.427	27.577	29.414	118.8	1:24.418
2	A 1:19.410	22.584	27.320	29.506	126.3	2:43.828
3	A 1:19.014	22.526	27.188	29.300	126.9	4:02.842
4	A 1:28.766	22.242	26.960	39.564	112.9	5:31.608
5	A 2:52.472	1:01.341	1:13.048	38.083	58.1	8:24.080

27	Tom BLOMQUIST			GBR		
	Andretti Formula E	Andretti ATEC-03				
1	B 1:34.325	35.651	28.574	30.100	106.3	1:34.325
2	B 1:21.235	24.699	27.099	29.437	123.4	2:55.560
3	B 1:18.855	22.501	27.006	29.348	127.1	4:14.415
4	B 1:40.254	22.732	28.264	49.258	100.0	5:54.669
5	B 2:42.471	1:02.564	1:06.536	33.371	61.7	8:37.140
6	B 1:19.837	22.541	27.534	29.762	125.6	9:56.977
7	B 1:19.548	22.578	27.293	29.677	126.0	11:16.525
8	B 1:19.163	22.736	27.123	29.304	126.7	12:35.688
9	B 1:19.593	22.893	27.205	29.495	126.0	13:55.281
10	B 1:18.865	22.648	26.937	29.280	127.1	15:14.146
11	B 1:19.010	22.919	26.906	29.185	126.9	16:33.156
12	B 1:19.465	22.362	27.172	29.931	126.2	17:52.621
13	B 1:19.343	22.795	27.080	29.468	126.4	19:11.964
14	B 1:19.584	22.976	27.171	29.437	126.0	20:31.548
15	B 1:22.504	23.346	28.761	30.397	121.5	21:54.052
16	B 1:18.723	22.314	27.061	29.348	127.4	23:12.775
17	B 1:20.010	22.641	27.281	30.088	125.3	24:32.785
18	B 1:20.266	23.044	27.767	29.455	124.9	25:53.051
19	B 1:24.171 B	22.637	27.119	34.415	119.1	27:17.222
20	A 2:01.541	1:04.907	27.229	29.405	82.5	29:18.763
21	A 1:19.358	23.077	26.943	29.338	126.3	30:38.121
22	A 1:17.719	22.090	26.601	29.028	129.0	31:55.840
23	A 1:19.434	22.630	27.161	29.643	126.2	33:15.274



FIA FORMULA E
CHAMPIONSHIP
2017-18

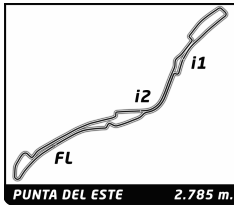


ABB FIA Formula E Championship

Round 6 - Punta del Este ePrix

Race

Analysis

Official Timekeeper TAGHeuer

■ 200KW ■ Personal Best ■ Session Best ■ Crossing the finish line in pit lane

Lap	Time	Sector 1	Sector 2	Sector 3	Kph	Elapsed	Lap	Time	Sector 1	Sector 2	Sector 3	Kph	Elapsed
19	B 1:24.011	B 22.404	27.286	34.321	119.3	26:48.753	37	B 1:20.031	22.242	27.237	30.552	125.3	51:23.735
20	A 1:50.238	53.842	26.847	29.549	90.9	28:38.991							
21	A 1:18.201	22.559	26.766	28.876	128.2	29:57.192							
22	A 1:22.149	B 22.457	27.030	32.662	122.0	31:19.341							
23	A 1:55.341	58.527	27.190	29.624	86.9	33:14.682							
24	A 1:18.478	22.096	26.991	29.391	127.8	34:33.160							
25	A 1:18.208	22.520	26.729	28.959	128.2	35:51.368							
26	A 1:18.064	22.310	26.656	29.098	128.4	37:09.432							
27	A 1:17.854	22.071	26.849	28.934	128.8	38:27.286							
28	A 1:17.381	22.091	26.592	28.698	129.6	39:44.667							
29	A 1:17.463	22.060	26.614	28.789	129.4	41:02.130							
30	A 1:17.468	22.040	26.532	28.896	129.4	42:19.598							
31	A 1:17.855	22.162	26.631	29.062	128.8	43:37.453							
32	A 1:17.749	22.081	26.822	28.846	129.0	44:55.202							
33	A 1:17.720	22.131	26.722	28.867	129.0	46:12.922							
34	A 1:17.792	22.116	26.740	28.936	128.9	47:30.714							
35	A 1:19.652	22.913	27.219	29.520	125.9	48:50.366							
36	A 1:18.139	22.428	26.682	29.029	128.3	50:08.505							
37	A 1:18.443	22.375	26.736	29.332	127.8	51:26.948							

68 **Luca FILIPPI** ITA
NIO Formula E Team NextEV NIO Sport 003

1	A 1:31.258	32.974	28.066	30.218	109.9	1:31.258
2	A 1:19.910	22.812	27.240	29.858	125.5	2:51.168
3	A 1:20.370	23.001	27.242	30.127	124.7	4:11.538
4	A 1:35.560	23.090	28.255	44.215	104.9	5:47.098
5	A 2:45.020	1:02.790	1:07.133	35.097	60.8	8:32.118
6	A 1:18.800	22.374	27.030	29.396	127.2	9:50.918
7	A 1:19.798	23.800	26.635	29.363	125.6	11:10.716
8	A 1:19.404	22.712	27.111	29.581	126.3	12:30.120
9	A 1:19.658	22.955	27.251	29.452	125.9	13:49.778
10	A 1:19.325	22.622	27.134	29.569	126.4	15:09.103
11	A 1:19.538	22.556	27.618	29.364	126.1	16:28.641
12	A 1:23.418	22.601	30.908	29.909	120.2	17:52.059
13	A 1:19.380	22.671	27.410	29.299	126.3	19:11.439
14	A 1:19.361	22.919	27.112	29.330	126.3	20:30.800
15	A 1:23.609	23.701	29.175	30.733	119.9	21:54.409
16	A 1:19.069	22.595	27.182	29.292	126.8	23:13.478
17	A 1:19.596	22.589	27.377	29.630	126.0	24:33.074
18	A 1:20.534	23.336	27.620	29.578	124.5	25:53.608
19	A 1:24.145	B 22.742	27.385	34.018	119.2	27:17.753
20	B 1:53.729	56.677	27.301	29.751	88.2	29:11.482
21	B 1:18.013	22.242	26.598	29.173	128.5	30:29.495
22	B 1:18.588	22.628	26.735	29.225	127.6	31:48.083
23	B 1:17.969	22.036	26.671	29.262	128.6	33:06.052
24	B 1:17.512	21.917	26.647	28.948	129.3	34:23.564
25	B 1:17.427	21.877	26.595	28.955	129.5	35:40.991
26	B 1:17.708	21.889	26.724	29.095	129.0	36:58.699
27	B 1:18.679	22.090	27.322	29.267	127.4	38:17.378
28	B 1:18.497	22.319	27.033	29.145	127.7	39:35.875
29	B 1:18.614	22.326	26.989	29.299	127.5	40:54.489
30	B 1:18.881	22.436	27.122	29.323	127.1	42:13.370
31	B 1:17.958	22.132	26.766	29.060	128.6	43:31.328
32	B 1:17.556	21.911	26.578	29.067	129.3	44:48.884
33	B 1:19.018	22.123	27.186	29.709	126.9	46:07.902
34	B 1:18.726	22.541	27.025	29.160	127.4	47:26.628
35	B 1:19.144	22.677	26.942	29.525	126.7	48:45.772
36	B 1:17.932	22.076	26.629	29.227	128.7	50:03.704