



FIA FORMULA E
CHAMPIONSHIP
2017-18

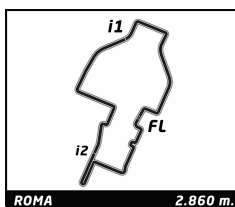


ABB FIA Formula E Championship

Round 7 - Rome ePrix

Non Qualifying Practice 1

Analysis

Official Timekeeper TAG Heuer

■ 200KW ■ Personal Best ■ Session Best ■ Crossing the finish line in pit lane

Lap	Time	Sector 1	Sector 2	Sector 3	Kph	Elapsed	Lap	Time	Sector 1	Sector 2	Sector 3	Kph	Elapsed		
1 Lucas DI GRASSI BRA															
Audi Sport ABT Schaeffler Audi e-tron FE04															
1	A	2:01.075	39.684	33.441	47.950	28.2	2:01.075	15	B	1:39.395	30.945	30.079	38.371	103.6	34:38.292
2	A	1:42.479	32.493	30.648	39.338	100.5	3:43.554	16	B	1:45.722	31.011	30.437	44.274	97.4	36:24.014
3	A	1:40.551	31.714	30.165	38.672	102.4	5:24.105	17	B	1:42.138	31.416	31.350	39.372	100.8	38:06.152
4	B	5:18.507	31.692	31.030	4:15.785	32.3	10:42.612	18	B	1:53.834	31.602	30.669	51.563	90.4	39:59.986
5	B	1:45.382	31.223	31.232	42.927	97.7	12:27.994								
6	B	1:38.737	31.070	29.583	38.084	104.3	14:06.731								
7	B	1:42.298	30.902	30.554	40.842	100.6	15:49.029								
8	B	1:37.987	30.636	29.613	37.738	105.1	17:27.016								
9	B	1:52.465	36.020	32.992	43.453	91.5	19:19.481								
10	B	1:37.490	30.627	29.427	37.436	105.6	20:56.971								
11	B	1:51.802	34.205	33.215	44.382	92.1	22:48.773								
12	B	1:37.231	30.313	29.259	37.659	105.9	24:26.004								
13	A	8:04.222	33.468	33.497	6:57.257	21.3	32:30.226								
14	A	1:43.327	29.948	31.690	41.669	99.6	34:13.553								
15	A	1:41.464	31.432	30.473	39.559	101.5	35:55.017								
16	A	1:41.179	31.444	30.226	39.509	101.8	37:36.196								
17	A	1:42.179	31.258	32.096	38.825	100.8	39:18.375								
2 Sam BIRD GBR															
DS Virgin Racing DS Virgin DSV-03															
1	B	2:18.682	43.446	36.044	59.192	24.7	2:18.682								
2	B	1:44.563	33.275	31.113	40.175	98.5	4:03.245								
3	B	1:43.235	32.306	31.191	39.738	99.7	5:46.480								
4	B	1:42.814	32.063	30.879	39.872	100.1	7:29.294								
5	B	1:41.074	31.212	30.565	39.297	101.9	9:10.368								
6	B	1:41.574	31.757	30.594	39.223	101.4	10:51.942								
7	A	6:39.603	31.567	30.766	5:37.270	25.8	17:31.545								
8	A	1:53.592	33.115	34.570	45.907	90.6	19:25.137								
9	A	2:01.115	41.197	35.312	44.606	85.0	21:26.252								
10	A	1:37.696	30.464	29.629	37.603	105.4	23:03.948								
11	A	2:09.447	38.625	44.510	46.312	79.5	25:13.395								
12	A	1:37.256	30.343	29.430	37.483	105.9	26:50.651								
13	A	2:01.830	41.970	39.382	40.478	84.5	28:52.481								
14	B	6:30.453	30.281	29.232	5:30.940	26.4	35:22.934								
15	B	1:44.541	31.403	32.983	40.155	98.5	37:07.475								
16	B	1:36.215	29.908	29.198	37.109	107.0	38:43.690								
17	B	6:39.064	38.582	41.604	5:18.878	25.8	45:22.754								
3 Nelson PIQUET BRA															
Panasonic Jaguar Racing Jaguar I-Type II															
1	A	3:20.774	1:56.768	35.917	48.089	17.0	3:20.774								
2	A	1:39.908	31.132	30.065	38.711	103.1	5:00.682								
3	A	1:38.372	30.606	29.653	38.113	104.7	6:39.054								
4	A	1:49.242	30.702	29.993	48.547	94.2	8:28.296								
5	A	1:37.844	30.587	29.483	37.774	105.2	10:06.140								
6	A	2:15.379	50.819	41.333	43.227	76.1	12:21.519								
7	A	1:37.513	30.207	29.558	37.748	105.6	13:59.032								
8	A	1:37.861	30.350	29.471	38.040	105.2	15:36.893								
9	A	2:22.628	38.275	48.610	55.743	72.2	17:59.521								
10	A	1:37.212	30.159	29.343	37.710	105.9	19:36.733								
11	B	8:04.074	33.732	31.017	6:59.325	21.3	27:40.807								
12	B	1:59.314	31.427	38.380	49.507	86.3	29:40.121								
13	B	1:36.134	29.938	28.985	37.211	107.1	31:16.255								
14	B	1:42.642	33.544	30.436	38.662	100.3	32:58.897								
4 Edoardo MORTARA CHE															
Venturi Formula E Team Venturi VM200-FE-03															
1	B	2:35.725	1:10.714	35.837	49.174	22.0	2:35.725								
2	B	1:44.446	32.481	30.919	41.046	98.6	4:20.171								
3	B	1:41.147	31.312	30.022	39.813	101.8	6:01.318								
4	B	1:39.893	31.075	29.976	38.842	103.1	7:41.211								
5	B	2:03.537	33.373	39.319	50.845	83.3	9:44.748								
6	B	1:39.251	30.960	29.789	38.502	103.7	11:23.999								
7	B	1:38.867	30.755	29.800	38.312	104.1	13:02.866								
8	A	4:29.656	32.851	31.203	3:25.602	38.2	17:32.522								
9	A	2:01.750	33.616	35.000	53.134	84.6	19:34.272								
10	A	1:42.390	30.426	31.950	40.014	100.6	21:16.662								
11	A	1:40.803	30.288	29.569	40.946	102.1	22:57.465								
12	A	1:38.931	31.326	29.535	38.070	104.1	24:36.396								
13	A	1:54.942	35.474	35.227	44.241	89.6	26:31.338								
14	A	1:42.494	31.834	30.711	39.949	100.5	28:13.832								
15	A	1:42.177	31.528	30.629	40.020	100.8	29:56.009								
16	A	1:42.334	31.840	30.676	39.818	100.6	31:38.343								
17	A	1:41.616	31.663	30.709	39.244	101.3	33:19.959								
18	A	1:40.305	31.067	30.299	38.939	102.6	35:00.264								
19	B	2:30.672	31.812	31.060	1:27.800	68.3	37:30.936								
20	B	2:00.578	33.641	43.493	43.444	85.4	39:31.514								
21	B	6:03.150	32.501	34.951	4:55.698	28.4	45:34.664								
5 Maro ENGEL DEU															
Venturi Formula E Team Venturi VM200-FE-03															
1	B	2:38.727	1:14.062	34.582	50.083	21.5	2:38.727								
2	B	1:47.579	32.052	30.602	44.925	95.7	4:26.306								
3	B	1:41.049	31.597	30.327	39.125	101.9	6:07.355								
4	B	1:51.140	31.621	32.781	46.738	92.6	7:58.495								
5	B	1:40.030	31.189	30.065	38.776	102.9	9:38.525								
6	A	4:34.139	31.170	30.082	3:32.887	37.6	14:12.664								
7	A	1:43.587	29.000	31.587	43.000	99.4	15:56.251								
8	A	1:54.326	38.729	30.904	44.693	90.1	17:50.577								
9	A	1:39.026	30.739	29.791	38.496	104.0	19:29.603								
10	A	1:50.674	30.941	34.414	45.319	93.0	21:20.277								
11	A	1:38.857	30.731	29.824	38.302	104.2	22:59.134								
12	A	1:50.932	30.836	32.047	48.049	92.8	24:50.066								
13	A	1:46.508	30.751	30.602	45.155	96.7	26:36.574								
14	A	4:16.645	30.741	30.068	3:15.836	40.1	30:53.219								
15	A	1:43.307	31.057	31.764	40.486	99.7	32:36.526								
16	A	1:40.627	31.531	30.424	38.672	102.3	34:17.153								
17	A	1:41.093	31.343	30.600	39.150	101.8	35:58.246								
18	A	1:41.493	31.435	30.551	39.507	101.4	37:39.739								
19	B	2:27.379	31.431	30.681	1:25.267	69.9	40:07.118								
20	B	5:21.978	40.288	1:09.714	3:31.976	32.0	45:29.096								
6 José Maria LOPEZ ARG															
DRAGON PENSKE EV-2															
1	A	2:46.966	1:31.857	33.177	41.932	20.5	2:46.966								
2	A	1:45.128	32.098	32.695	40.335	97.9	4:32.094								
3	A	1:41.719	31.569	30.182	39.968	101.2	6:13.813								



FIA FORMULA E
CHAMPIONSHIP
2017-18

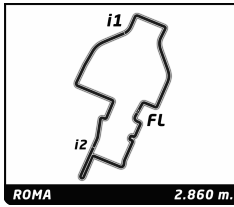


ABB FIA Formula E Championship

Round 7 - Rome ePrix

Non Qualifying Practice 1

Analysis

Official Timekeeper TAG Heuer

■ 200KW ■ Personal Best ■ Session Best ■ Crossing the finish line in pit lane

Lap	Time	Sector 1	Sector 2	Sector 3	Kph	Elapsed	Lap	Time	Sector 1	Sector 2	Sector 3	Kph	Elapsed
4 A	1:41.064	31.565	30.333	39.166	101.9	7:54.877	2 A	1:45.104	32.632	31.436	41.036	98.0	4:06.719
5 A	1:56.392	31.819	37.674	46.899	88.5	9:51.269	3 A	1:42.585	31.761	30.970	39.854	100.4	5:49.304
6 A	1:41.740	31.185	30.313	40.242	101.2	11:33.009	4 A	1:41.961	31.626	30.764	39.571	101.0	7:31.265
7 A	1:43.980	34.031	30.596	39.353	99.0	13:16.989	5 A	1:42.654	31.719	30.542	40.393	100.3	9:13.919
8 A	1:40.340	31.223	30.231	38.886	102.6	14:57.329	6 A	1:41.119	31.496	30.504	39.119	101.8	10:55.038
9 A	2:10.542	43.989	45.323	41.230	78.9	17:07.871	7 A	1:41.407	31.401	30.684	39.322	101.5	12:36.445
10 A	1:37.831	30.341	29.647	37.843	105.2	18:45.702	8 A	1:41.329	31.534	30.470	39.325	101.6	14:17.774
11 A	1:53.959	39.541	31.147	43.271	90.3	20:39.661	9 A	1:43.489	31.772	31.529	40.188	99.5	16:01.263
12 A	1:38.208	30.323	29.701	38.184	104.8	22:17.869	10 A	1:46.146	31.256	30.864	44.026	97.0	17:47.409
13 A	1:37.590	30.296	29.427	37.867	105.5	23:55.459	11 A	1:40.732	31.316	30.497	38.919	102.2	19:28.141
14 B	2:59.686 B	35.425	44.690	1:39.571	57.3	26:55.145	12 B	4:00.390 B	31.890	30.938	2:57.562	42.8	23:28.531
15 B	2:12.746	38.843	48.830	45.073	77.6	29:07.891	13 B	1:51.212	32.055	32.799	46.358	92.6	25:19.743
16 B	1:43.040	30.231	31.425	41.384	99.9	30:50.931	14 B	1:47.721	30.763	31.561	45.397	95.6	27:07.464

7 Jérôme D'AMBROSIO		BEL				
DRAGON		PENSKE EV-2				
1 B	2:31.327	1:07.942	35.528	47.857	22.6	2:31.327
2 B	1:56.254	34.582	32.605	49.067	88.6	4:27.581
3 A	5:30.738 B	32.313	31.243	4:27.182	31.1	9:58.319
4 A	1:49.521	33.374	33.138	43.009	94.0	11:47.840
5 A	1:42.209	31.671	30.377	40.161	100.7	13:30.049
6 A	1:41.864	31.801	30.503	39.560	101.1	15:11.913
7 A	1:41.396	31.495	30.507	39.394	101.5	16:53.309
8 A	1:48.925	33.731	34.885	40.309	94.5	18:42.234
9 A	1:38.714	30.743	29.740	38.231	104.3	20:20.948
10 A	2:03.163	36.144	39.557	47.462	83.6	22:24.111
11 A	1:43.681	30.873	32.785	40.023	99.3	24:07.792
12 A	1:37.682	30.380	29.568	37.734	105.4	25:45.474
13 A	1:45.972	30.591	29.447	45.934	97.2	27:31.446
14 A	1:37.217	30.392	29.408	37.417	105.9	29:08.663
15 B	6:54.290 B	32.032	31.451	5:50.807	24.9	36:02.953
16 B	1:45.710	30.984	33.173	41.553	97.4	37:48.663
17 B	1:47.949	30.519	33.610	43.820	95.4	39:36.612

8 Nicolas PROST		FRA				
Renault e.dams		Renault Z.E. 17				
1 A	1:54.102	36.801	33.325	43.976	30.0	1:54.102
2 A	1:47.200	33.857	31.528	41.815	96.0	3:41.302
3 A	1:46.448	33.432	32.651	40.365	96.7	5:27.750
4 A	1:44.948	32.576	31.012	41.360	98.1	7:12.698
5 A	1:44.249	32.852	30.959	40.438	98.8	8:56.947
6 A	1:43.387	31.984	30.814	40.589	99.6	10:40.334
7 A	1:42.845	31.650	30.973	40.222	100.1	12:23.179
8 A	1:41.920	31.619	30.574	39.727	101.0	14:05.099
9 A	1:46.183	32.017	31.545	42.621	97.0	15:51.282
10 B	5:23.372 B	31.569	30.665	4:21.138	31.8	21:14.654
11 B	1:46.054	30.154	31.013	44.887	97.1	23:00.708
12 B	1:45.635	31.432	31.818	42.385	97.5	24:46.343
13 B	1:39.220	30.618	29.645	38.957	103.8	26:25.563
14 B	1:38.503	30.792	29.660	38.051	104.5	28:04.066
15 B	1:58.221	33.039	38.204	46.978	87.1	30:02.287
16 B	1:37.904	30.478	29.619	37.807	105.2	31:40.191
17 A	13:44.605 B	31.439	30.460	...	12.5	45:24.796

9 Sébastien BUEMI		CHE				
Renault e.dams		Renault Z.E. 17				
1 A	2:21.615	1:05.217	34.168	42.230	24.1	2:21.615

16 Oliver TURVEY		GBR				
NIO Formula E Team		NextEV NIO Sport 003				
1 A	6:41.190	5:22.208	34.291	44.691	8.5	6:41.190
2 A	1:48.858	33.905	32.047	42.906	94.6	8:30.048
3 A	1:40.822	31.337	30.398	39.087	102.1	10:10.870
4 A	1:41.637	31.678	30.079	39.880	101.3	11:52.507
5 A	1:39.255	30.750	30.011	38.494	103.7	13:31.762
6 A	1:48.436	31.276	33.131	44.029	95.0	15:20.198
7 A	1:38.828	30.798	29.811	38.219	104.2	16:59.026
8 A	1:55.831	32.771	36.960	46.100	88.9	18:54.857
9 A	1:49.127	32.100	32.566	44.461	94.3	20:43.984
10 A	1:42.946	31.792	30.775	40.379	100.0	22:26.930
11 A	1:41.948	31.775	30.680	39.493	101.0	24:08.878
12 A	1:41.676	31.627	30.913	39.136	101.3	25:50.554
13 B	7:14.324 B	31.449	30.599	6:12.276	23.7	33:04.878
14 B	1:43.151	30.606	32.097	40.448	99.8	34:48.029
15 B	1:42.811	31.654	30.492	40.665	100.1	36:30.840
16 B	1:46.198	31.241	31.398	43.559	97.0	38:17.038
17 B	1:37.719	30.323	29.592	37.804	105.4	39:54.757

18 André LOTTERER		DEU				
TECHEETAH		Renault Z.E. 17				
1 A	2:15.966	44.432	34.257	57.277	25.2	2:15.966
2 A	1:42.892	32.108	30.788	39.996	100.1	3:58.858
3 A	1:41.222	31.296	30.443	39.483	101.7	5:40.080
4 A	1:41.192	31.431	30.418	39.343	101.7	7:21.272
5 A	1:40.349	31.035	30.191	39.123	102.6	9:01.621
6 B	6:05.670 B	30.652	29.961	5:05.057	28.2	15:07.291
7 B	1:45.394	29.158	34.254	41.982	97.7	16:52.685
8 B	1:38.088	30.566	29.684	37.838	105.0	18:30.773
9 B	1:37.867	30.254	29.518	38.095	105.2	20:08.640
10 B	2:00.123	30.729	38.973	50.421	85.7	22:08.763
11 B	1:37.074	30.362	29.321	37.391	106.1	23:45.837
12 B	1:38.132	30.755	29.450	37.927	104.9	25:23.969
13 B	2:30.949	49.205	50.358	51.386	68.2	27:54.918
14 B	2:10.096	30.364	29.745	1:09.987	79.1	30:05.014
15 B	1:37.429	30.148	29.289	37.992	105.7	31:42.443
16 A	6:00.430 B	31.900	31.033	4:57.497	28.6	37:42.873



FIA FORMULA E
CHAMPIONSHIP
2017-18

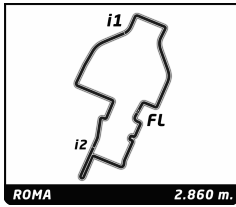


ABB FIA Formula E Championship

Round 7 - Rome ePrix

Non Qualifying Practice 1

Analysis

Official Timekeeper TAG Heuer

■ 200KW ■ Personal Best ■ Session Best ■ Crossing the finish line in pit lane

Lap	Time	Sector 1	Sector 2	Sector 3	Kph	Elapsed
17	A 1:42.024	30.066	31.495	40.463	100.9	39:24.897
18	A 5:47.351 B	30.919	37.371	4:39.061	29.6	45:12.248
19	Felix ROSENQVIST					SWE
Mahindra Racing		Mahindra M4Electro				
1	A 2:06.524	40.929	32.982	52.613	27.0	2:06.524
2	A 2:04.866	49.560	31.086	44.220	82.5	4:11.390
3	A 1:39.212	30.821	29.930	38.461	103.8	5:50.602
4	A 1:56.544	31.277	31.071	54.196	88.3	7:47.146
5	A 1:43.603	31.868	31.669	40.066	99.4	9:30.749
6	A 1:43.786	31.903	31.622	40.261	99.2	11:14.535
7	A 1:42.536	32.029	30.876	39.631	100.4	12:57.071
8	A 1:41.224	31.493	30.544	39.187	101.7	14:38.295
9	A 1:43.478	32.041	31.465	39.972	99.5	16:21.773
10	A 1:42.362	31.663	30.785	39.914	100.6	18:04.135
11	A 2:00.577	38.462	37.846	44.269	85.4	20:04.712
12	A 1:37.131	30.215	29.363	37.553	106.0	21:41.843
13	B 5:49.221 B	38.496	29.568	4:41.157	29.5	27:31.064
14	B 1:44.668	29.536	34.346	40.786	98.4	29:15.732
15	B 1:42.729	31.975	30.874	39.880	100.2	30:58.461
16	B 1:42.274	31.771	30.614	39.889	100.7	32:40.735
17	B 1:41.843	31.377	30.608	39.858	101.1	34:22.578
18	B 1:41.566	31.480	30.591	39.495	101.4	36:04.144
19	B 1:58.494	40.012	35.881	42.601	86.9	38:02.638
20	B 1:44.410	30.041	29.106	45.263	98.6	39:47.048
21	B 5:33.579 B	30.064	1:04.960	3:58.555	30.9	45:20.627

Lap	Time	Sector 1	Sector 2	Sector 3	Kph	Elapsed
1	A 2:50.970	1:27.322	36.583	47.065	20.0	2:50.970
2	A 1:47.017	31.488	30.004	45.525	96.2	4:37.987
3	A 1:38.780	30.626	29.598	38.556	104.2	6:16.767
4	A 2:00.935	39.779	37.414	43.742	85.1	8:17.702
5	A 1:38.515	30.386	30.125	38.004	104.5	9:56.217
6	A 1:45.249	34.246	31.306	39.697	97.8	11:41.466
7	A 1:42.841	31.964	31.078	39.799	100.1	13:24.307
8	A 1:41.943	31.473	31.037	39.433	101.0	15:06.250
9	A 1:41.508	31.620	30.734	39.154	101.4	16:47.758
10	A 2:15.482	45.841	39.719	49.922	76.0	19:03.240
11	A 1:37.020	29.990	29.206	37.824	106.1	20:40.260
12	B 10:51.367 B	34.888	36.417	9:40.062	15.8	31:31.627
13	B 1:59.831	38.279	40.391	41.161	85.9	33:31.458
14	B 2:15.883	29.749	1:00.500	45.634	75.8	35:47.341
15	B 1:47.053	29.733	33.281	44.039	96.2	37:34.394
16	B 1:36.676	29.943	29.297	37.436	106.5	39:11.070
17	B 6:26.405 B	38.453	40.356	5:07.596	26.6	45:37.475

Lap	Time	Sector 1	Sector 2	Sector 3	Kph	Elapsed
1	B 2:09.017	42.191	33.618	53.208	26.5	2:09.017
2	B 1:42.843	32.054	30.897	39.892	100.1	3:51.860
3	B 1:40.892	31.485	30.212	39.195	102.0	5:32.752
4	B 1:45.897	31.369	30.079	44.449	97.2	7:18.649
5	B 1:39.519	31.030	29.970	38.519	103.5	8:58.168
6	A 5:09.818 B	32.118	32.565	4:05.135	33.2	14:07.986
7	A 1:51.176	32.644	34.593	43.939	92.6	15:59.162
8	A 1:43.834	32.723	30.982	40.129	99.2	17:42.996

Lap	Time	Sector 1	Sector 2	Sector 3	Kph	Elapsed
9	A 1:44.471	31.624	30.717	42.130	98.6	19:27.467
10	A 1:42.082	31.990	30.569	39.523	100.9	21:09.549
11	A 1:42.731	31.800	30.691	40.240	100.2	22:52.280
12	A 1:41.907	31.640	30.681	39.586	101.0	24:34.187
13	A 1:49.297	31.697	30.462	47.138	94.2	26:23.484
14	A 2:00.502	36.755	35.152	48.595	85.4	28:23.986
15	A 1:44.168	30.934	30.058	43.176	98.8	30:08.154
16	A 1:42.056	31.409	30.640	40.007	100.9	31:50.210
17	B 5:02.171 B	31.792	31.373	3:59.006	34.1	36:52.381
18	B 1:41.298	28.810	31.857	40.631	101.6	38:33.679
19	B 1:38.413	30.534	29.605	38.274	104.6	40:12.092
20	B 5:07.313 B	1:04.013	1:09.641	2:53.659	33.5	45:19.405

Lap	Time	Sector 1	Sector 2	Sector 3	Kph	Elapsed
25	Jean-Eric VERGNE					FRA
TECHEETAH		Renault Z.E. 17				
1	A 2:44.118	1:28.413	33.444	42.261	20.8	2:44.118
2	A 1:47.257	32.469	30.752	44.036	96.0	4:31.375
3	A 1:41.832	31.217	30.227	40.388	101.1	6:13.207
4	A 1:40.869	31.222	30.354	39.293	102.1	7:54.076
5	A 1:40.412	31.261	30.358	38.793	102.5	9:34.488
6	A 1:43.786	30.921	30.209	42.656	99.2	11:18.274
7	A 1:40.515	31.108	30.131	39.276	102.4	12:58.789
8	A 1:40.592	31.223	30.380	38.989	102.4	14:39.381
9	A 5:49.487 B	32.644	32.446	4:44.397	29.5	20:28.868
10	A 1:47.577	31.162	31.769	44.646	95.7	22:16.445
11	A 2:08.959	52.672	32.705	43.582	79.8	24:25.404
12	A 2:03.976	30.388	29.454	1:04.134	83.0	26:29.380
13	A 1:37.600	30.338	29.480	37.782	105.5	28:06.980
14	B 3:37.323 B	31.519	31.114	2:34.690	47.4	31:44.303
15	B 2:04.301	32.865	40.855	50.581	82.8	33:48.604
16	B 1:53.798	36.192	34.309	43.297	90.5	35:42.402
17	B 1:36.678	29.965	29.241	37.472	106.5	37:19.080
18	B 1:50.700	30.591	32.778	47.331	93.0	39:09.780
19	B 6:06.570 B	30.031	29.255	5:07.284	28.1	45:16.350

Lap	Time	Sector 1	Sector 2	Sector 3	Kph	Elapsed
27	Tom BLOMQVIST					GBR
Andretti Formula E		Andretti ATEC-03				
1	B 2:26.332	1:03.206	35.937	47.189	23.4	2:26.332
2	B 1:49.350	35.230	33.322	40.798	94.2	4:15.682
3	B 1:42.273	31.698	30.872	39.703	100.7	5:57.955
4	B 1:41.171	31.614	30.511	39.046	101.8	7:39.126
5	B 2:09.861	37.838	40.164	51.859	79.3	9:48.987
6	B 1:43.307	31.713	30.229	41.365	99.7	11:32.294
7	B 1:40.664	31.545	30.289	38.830	102.3	13:12.958
8	B 2:02.614	38.499	38.163	45.952	84.0	15:15.572
9	B 1:40.018	31.018	30.512	38.488	102.9	16:55.590
10	A 6:28.735 B	33.049	30.330	5:25.356	26.5	23:24.325
11	A 1:42.552	30.778	31.143	40.631	100.4	25:06.877
12	A 1:42.557	32.294	30.739	39.524	100.4	26:49.434
13	A 1:41.567	31.999	30.469	39.099	101.4	28:31.001
14	A 1:40.915	31.416	30.417	39.082	102.0	30:11.916
15	A 1:41.395	31.592	30.438	39.365	101.5	31:53.311
16	A 1:43.544	31.456	30.359	41.729	99.4	33:36.855
17	B 6:40.595 B	31.303	30.401	5:38.891	25.7	40:17.450

Lap	Time	Sector 1	Sector 2	Sector 3	Kph	Elapsed
28	Antonio Felix DA COSTA					PRT
Andretti Formula E		Andretti ATEC-03				



FIA FORMULA E
CHAMPIONSHIP
2017-18

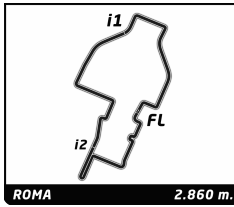


ABB FIA Formula E Championship

Round 7 - Rome ePrix

Non Qualifying Practice 1

Analysis

Official Timekeeper TAG Heuer

■ 200KW ■ Personal Best ■ Session Best ■ B Crossing the finish line in pit lane

Lap	Time	Sector 1	Sector 2	Sector 3	Kph	Elapsed
1 A	2:29.873	1:04.654	37.847	47.372	22.8	2:29.873
2 A	1:42.474	32.417	30.584	39.473	100.5	4:12.347
3 A	1:39.956	31.461	30.068	38.427	103.0	5:52.303
4 A	2:14.560	32.242	43.947	58.371	76.5	8:06.863
5 A	1:39.074	30.837	29.932	38.305	103.9	9:45.937
6 A	1:41.793	31.327	30.690	39.776	101.1	11:27.730
7 A	2:12.283	42.036	43.909	46.338	77.8	13:40.013
8 B	4:49.490 B	30.743	31.229	3:47.518	35.6	18:29.503
9 B	1:40.750	28.712	30.935	41.103	102.2	20:10.253
10 B	1:41.845	31.610	30.935	39.300	101.1	21:52.098
11 B	1:41.472	31.694	30.480	39.298	101.5	23:33.570
12 B	1:41.693	31.388	30.525	39.780	101.2	25:15.263
13 B	1:41.633	31.679	30.583	39.371	101.3	26:56.896
14 B	1:41.273	31.412	30.641	39.220	101.7	28:38.169
15 B	1:40.706	31.069	30.574	39.063	102.2	30:18.875
16 B	1:42.005	31.924	30.766	39.315	100.9	32:00.880
17 B	1:41.119	31.299	30.598	39.222	101.8	33:41.999
18 A	4:16.977 B	31.240	30.792	3:14.945	40.1	37:58.976
19 A	1:52.501	31.130	34.025	47.346	91.5	39:51.477

36 Alex LYNN		GBR				
DS Virgin Racing		DS Virgin DSV-03				
1 A	2:12.519	42.886	34.843	54.790	25.8	2:12.519
2 A	1:44.075	32.497	30.981	40.597	98.9	3:56.594
3 A	1:42.104	32.071	30.377	39.656	100.8	5:38.698
4 A	1:41.080	31.609	30.326	39.145	101.9	7:19.778
5 A	1:48.044	31.504	30.557	45.983	95.3	9:07.822
6 A	1:40.849	31.416	30.420	39.013	102.1	10:48.671
7 B	7:05.132 B	31.445	31.000	6:02.687	24.2	17:53.803
8 B	1:58.233	35.051	38.149	45.033	87.1	19:52.036
9 B	1:59.436	39.585	37.673	42.178	86.2	21:51.472
10 B	1:38.053	30.483	29.704	37.866	105.0	23:29.525
11 B	1:53.940	34.549	38.242	41.149	90.4	25:23.465
12 B	1:37.496	30.243	29.547	37.706	105.6	27:00.961
13 B	1:52.925	39.485	35.546	37.894	91.2	28:53.886
14 A	8:51.945 B	30.743	29.677	7:51.525	19.4	37:45.831
15 A	2:03.858	37.724	36.040	50.094	83.1	39:49.689

66 Daniel ABT		DEU				
Audi Sport ABT Schaeffler		Audi e-tron FE04				
1 B	1:59.436	38.571	32.614	48.251	28.6	1:59.436
2 B	1:42.767	32.136	30.764	39.867	100.2	3:42.203
3 B	1:41.334	32.278	30.155	38.901	101.6	5:23.537
4 B	1:39.310	30.847	29.817	38.646	103.7	7:02.847
5 A	4:57.378 B	31.321	30.316	3:55.741	34.6	12:00.225
6 A	1:51.301	30.400	32.336	48.565	92.5	13:51.526
7 A	1:40.197	31.279	30.269	38.649	102.8	15:31.723
8 A	1:40.545	30.554	29.704	40.287	102.4	17:12.268
9 A	1:38.078	30.584	29.649	37.845	105.0	18:50.346
10 A	1:44.467	31.311	32.970	40.186	98.6	20:34.813
11 A	1:37.723	30.428	29.660	37.635	105.4	22:12.536
12 B	6:16.684 B	31.758	30.553	5:14.373	27.3	28:29.220
13 B	1:41.670	29.816	30.906	40.948	101.3	30:10.890
14 B	1:41.851	31.628	30.429	39.794	101.1	31:52.741
15 B	1:41.792	31.212	30.205	40.375	101.1	33:34.533
16 B	1:40.677	31.075	30.227	39.375	102.3	35:15.210
17 B	1:40.587	31.067	30.160	39.360	102.4	36:55.797

Lap	Time	Sector 1	Sector 2	Sector 3	Kph	Elapsed
18 B	1:40.142	30.968	29.942	39.232	102.8	38:35.939
19 B	1:39.436	30.825	29.708	38.903	103.5	40:15.375
20 B	5:11.460 B	1:07.731	1:10.926	2:52.803	33.1	45:26.835

68 Luca FILIPPI		ITA				
NIO Formula E Team		NextEV NIO Sport 003				
1 A	2:59.540	1:30.331	36.888	52.321	19.0	2:59.540
2 A	1:41.991	32.075	30.358	39.558	101.0	4:41.531
3 A	1:39.840	30.808	29.896	39.136	103.1	6:21.371
4 A	1:39.604	31.051	29.897	38.656	103.4	8:00.975
5 A	1:39.298	30.600	29.797	38.901	103.7	9:40.273
6 A	2:06.071	31.054	39.804	55.213	81.7	11:46.344
7 A	1:38.922	30.740	29.689	38.493	104.1	13:25.266
8 A	2:01.283	34.416	39.186	47.681	84.9	15:26.549
9 A	1:46.933	32.758	31.083	43.092	96.3	17:13.482
10 A	1:42.044	31.406	30.820	39.818	100.9	18:55.526
11 A	1:41.940	31.802	30.771	39.367	101.0	20:37.466
12 A	1:41.927	31.389	30.373	40.165	101.0	22:19.393
13 B	8:04.449 B	31.425	30.541	7:02.483	21.3	30:23.842
14 B	1:46.426	28.304	36.858	41.264	96.7	32:10.268
15 B	1:41.606	31.207	30.754	39.645	101.3	33:51.874
16 B	1:43.366	31.489	32.415	39.462	99.6	35:35.240
17 B	1:40.914	31.237	30.494	39.183	102.0	37:16.154
18 B	1:54.346	33.856	38.686	41.804	90.0	39:10.500
19 B	6:51.113 B	30.298	29.341	5:51.474	25.0	46:01.613