

FIA Formula E Championship

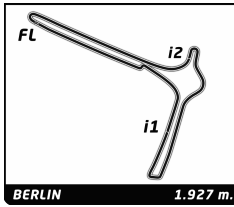
Round 8 - Berlin ePrix

Non Qualifying Practice 1

Analysis

Official Timekeeper TAG Heuer

Personal Best							Session Best							B Crossing the finish line in pit lane								
Lap	C	Time	Sector 1	Sector 2	Sector 3	Kph	Elapsed	Lap	Time	Sector 1	Sector 2	Sector 3	Kph	Elapsed	Lap	C	Time	Sector 1	Sector 2	Sector 3	Kph	Elapsed
1 Nelson PIQUET JR BRA																						
NEXTEV TCR Formula E Team											NEXTEV TCR FormulaE 001											
1	A	2:00.692	1:11.970	31.560	17.162	57.5	2:00.692	20	B	1:02.590	20.147	25.454	16.989	110.8	39:17.784							
2	A	1:04.165	21.380	26.202	16.583	108.1	3:04.857	21	B	1:02.075	20.179	25.354	16.542	111.8	40:19.859							
3	A	1:02.931	20.373	25.791	16.767	110.2	4:07.788	22	B	1:01.512	19.801	25.164	16.547	112.8	41:21.371							
4	A	1:01.399	20.287	24.972	16.140	113.0	5:09.187	23	B	1:06.840	19.761	30.335	16.744	103.8	42:28.211							
5	A	1:01.021	20.128	24.724	16.169	113.7	6:10.208	24	B	1:02.693	19.344	24.569	18.780	110.7	43:30.904							
6	A	1:00.917	20.008	24.791	16.118	113.9	7:11.125	25	B	59.236	18.811	24.409	16.016	117.1	44:30.140							
7	A	1:01.219	20.037	25.074	16.108	113.3	8:12.344	26	B	59.936	19.104	24.794	16.038	115.7	45:30.076							
8	A	1:04.229	20.041	24.850	19.338	108.0	9:16.573															
9	A	1:00.646	19.835	24.679	16.132	114.4	10:17.219															
10	A	1:07.841	19.986	26.015	21.840	102.3	11:25.060															
11	A	1:00.233	19.440	24.697	16.096	115.2	12:25.293															
12	A	1:06.136	19.809	24.529	21.798	104.9	13:31.429															
13	A	1:03.365	19.458	25.496	18.411	109.5	14:34.794															
14	A	1:00.190	19.501	24.436	16.253	115.3	15:34.984															
15	B	8:01.577 B	20.069	25.468	7:16.040	14.4	23:36.561															
16	B	3:06.448 B	27.938	29.878	2:08.632	37.2	26:43.009															
17	B	1:06.501	23.906	25.462	17.133	104.3	27:49.510															
18	B	1:02.708	20.162	24.985	17.561	110.6	28:52.218															
19	B	1:00.245	19.617	24.388	16.240	115.1	29:52.463															
20	B	1:00.158	19.716	24.312	16.130	115.3	30:52.621															
21	B	1:03.325	19.872	24.999	18.454	109.5	31:55.946															
22	B	1:00.355	19.193	24.652	16.510	114.9	32:56.301															
23	B	1:19.956	23.660	34.497	21.799	86.8	34:16.257															
24	B	59.724	19.358	24.190	16.176	116.2	35:15.981															
25	B	1:06.616	20.050	28.961	17.605	104.1	36:22.597															
26	B	1:04.004	20.616	26.137	17.251	108.4	37:26.601															
27	B	1:02.788	20.675	25.249	16.864	110.5	38:29.389															
28	B	1:03.078	21.078	25.219	16.781	110.0	39:32.467															
29	B	1:02.494	20.225	25.423	16.846	111.0	40:34.961															
30	B	1:02.210	20.181	25.452	16.577	111.5	41:37.171															
31	B	1:03.136	20.647	25.763	16.726	109.9	42:40.307															
32	B	1:02.991	20.617	25.447	16.927	110.1	43:43.298															
2 Sam BIRD GBR																						
DS Virgin Racing Formula E Team											Virgin Racing Engineering DSV-01											
1	A	1:28.077	40.289	30.634	17.154	78.8	1:28.077															
2	A	1:03.968	21.047	26.201	16.720	108.4	2:32.045															
3	A	1:07.361	22.471	28.527	16.363	103.0	3:39.406															
4	A	1:02.182	20.160	25.195	16.827	111.6	4:41.588															
5	A	1:04.653	21.401	27.042	16.210	107.3	5:46.241															
6	A	1:00.903	19.675	24.962	16.266	113.9	6:47.144															
7	A	1:00.754	19.722	24.880	16.152	114.2	7:47.898															
8	A	1:00.981	19.646	25.172	16.163	113.8	8:48.879															
9	A	1:00.592	19.465	24.909	16.218	114.5	9:49.471															
10	A	12:17.686 B	19.937	25.441	...	9.4	22:07.157															
11	A	1:12.930	28.058	27.402	17.470	95.1	23:20.087															
12	A	59.836	19.057	24.468	16.311	115.9	24:19.923															
13	A	1:00.434	19.484	24.832	16.118	114.8	25:20.357															
14	B	7:33.737 B	19.519	25.278	6:48.940	15.3	32:54.094															
15	B	1:09.693	26.154	26.174	17.365	99.5	34:03.787															
16	B	1:02.287	20.314	25.310	16.663	111.4	35:06.074															
17	B	1:03.467	20.336	25.948	17.183	109.3	36:09.541															
18	B	1:03.221	20.274	25.565	17.382	109.7	37:12.762															
19	B	1:02.432	20.050	25.568	16.814	111.1	38:15.194															
4 Stéphane SARRAZIN FRA																						
Venturi Formula E Team											Venturi VM200-FE-01											
1	B	1:56.483	1:08.213	30.134	18.136	59.6	1:56.483															
2	B	1:04.139	21.159	25.970	17.010	108.2	3:00.622															
3	B	1:02.924	20.830	25.668	16.426	110.2	4:03.546															
4	B	1:01.932	20.203	25.378	16.351	112.0	5:05.478															
5	B	1:01.471	20.095	25.133	16.243	112.9	6:06.949															
6	B	1:01.230	20.145	24.958	16.127	113.3	7:08.179															
7	A	4:05.437 B	19.781	24.866	3:20.790	28.3	11:13.616															
8	A	1:07.122	24.138	26.333	16.651	103.4	12:20.738															
9	A	1:01.240	19.845	25.109	16.286	113.3	13:21.978															
10	A	1:00.605	20.045	24.457	16.103	114.5	14:22.583															
11	A	1:00.137	19.598	24.301	16.238	115.4	15:22.720															
12	A	1:00.383	19.576	24.628	16.179	114.9	16:23.103															
13	A	1:01.666	19.624	25.725	16.317	112.5	17:24.769															
14	A	59.881	19.349	24.417	16.115	115.8	18:24.650															
15	B	4:25.631 B	19.394	25.520	3:40.717	26.1	22:50.281															
16	B	1:06.147	23.217	26.760	16.170	104.9	23:56.428															
17	B	59.909	19.335	24.431	16.143	115.8	24:56.337															
18	B	59.634	19.297	24.363	15.974	116.3	25:55.971															
19	B	1:00.158	19.414	24.381	16.363	115.3	26:56.129															
20	B	1:02.955	19.362	25.574	18.019	110.2	27:59.084															
21	B	1:00.038	19.205	24.583	16.250	115.5	28:59.122															
22	B	1:03.284	19.442	26.606	17.236	109.6	30:02.406															
23	B	59.555	19.037	24.315	16.203	116.5	31:01.961															
24	B	1:02.544	19.647	26.002	16.895	110.9	32:04.505															
25	B	59.525	19.015	24.371	16.139	116.5	33:04.030															
26	A	6:08.596 B	20.143	25.947	5:22.506	18.8	39:12.626															
27	A	1:11.225	23.268	31.604	16.353	97.4	40:23.851															



FIA Formula E Championship

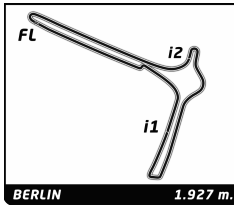
Round 8 - Berlin ePrix

Non Qualifying Practice 1

Analysis

Official Timekeeper TAGHeuer

Personal Best							Session Best							B Crossing the finish line in pit lane								
Lap	C	Time	Sector 1	Sector 2	Sector 3	Kph	Elapsed	Lap	Time	Sector 1	Sector 2	Sector 3	Kph	Elapsed	Lap	C	Time	Sector 1	Sector 2	Sector 3	Kph	Elapsed
8 Nicolas PROST FRA																						
Renault e.Dams											Renault Z.E 15											
1	B	1:16.193	29.504	28.547	18.142	91.0	1:16.193	2	B	1:04.750	21.004	26.851	16.895	107.1	2:20.943							
3	B	1:02.258	20.370	25.668	16.220	111.4	3:23.201	4	B	1:01.699	20.117	25.266	16.316	112.4	4:24.900							
5	B	1:02.047	19.878	25.265	16.904	111.8	5:26.947	6	B	1:00.965	19.753	25.054	16.158	113.8	6:27.912							
7	A	5:06.295	19.521	25.118	4:21.656	22.6	11:34.207	8	A	1:08.218	23.610	27.949	16.659	101.7	12:42.425							
9	A	1:02.337	20.442	25.477	16.418	111.3	13:44.762	10	A	1:05.248	20.076	25.627	19.545	106.3	14:50.010							
11	A	1:01.434	19.766	25.130	16.538	112.9	15:51.444	12	A	1:01.295	20.014	25.049	16.232	113.2	16:52.739							
13	A	1:01.937	19.979	25.160	16.798	112.0	17:54.676	14	A	1:07.757	19.957	29.759	18.041	102.4	19:02.433							
15	A	1:00.760	19.463	24.913	16.384	114.2	20:03.193	16	A	4:57.220	19.881	24.692	4:12.647	23.3	25:00.413							
17	A	46.434				149.4	25:46.847	18	A	1:08.196	24.201	26.889	17.106	101.7	26:55.043							
19	A	1:00.313	19.183	24.928	16.202	115.0	27:55.356	20	A	1:03.188	19.482	25.387	18.319	109.8	28:58.544							
21	A	1:00.028	19.257	24.754	16.017	115.6	29:58.572	22	A	1:01.529	19.329	24.986	17.214	112.7	31:00.101							
23	A	1:08.323	22.069	28.031	18.223	101.5	32:08.424	24	A	59.589	19.110	24.468	16.011	116.4	33:08.013							
25	B	6:32.385	19.187	26.385	5:46.813	17.7	39:40.398	26	B	1:04.355	22.792	24.978	16.585	107.8	40:44.753							
27	B	1:00.095	19.126	24.772	16.197	115.4	41:44.848	28	B	59.841	18.968	24.253	16.620	115.9	42:44.689							
29	B	59.186	18.889	24.277	16.020	117.2	43:43.875	30	B	1:01.210	19.076	24.244	17.890	113.3	44:45.085							
31	B	59.168	18.673	24.553	15.942	117.2	45:44.253															
7 Jérôme D'AMBROSIO BEL																						
Dragon Racing											Venturi VM200-FE-01											
1	B	1:21.800	35.003	28.845	17.952	84.8	1:21.800	2	B	1:06.152	21.513	27.065	17.574	104.9	2:27.952							
3	B	1:04.451	21.239	26.269	16.943	107.6	3:32.403	4	B	1:02.964	20.753	25.614	16.597	110.2	4:35.367							
5	B	1:01.926	20.364	25.370	16.192	112.0	5:37.293	6	B	1:01.224	20.005	25.100	16.119	113.3	6:38.517							
7	B	1:01.289	20.056	24.956	16.277	113.2	7:39.806	8	A	5:44.790	19.893	26.285	4:58.612	20.1	13:24.596							
9	A	1:11.492	25.451	28.390	17.651	97.0	14:36.088	10	A	1:05.175	21.110	26.153	17.912	106.4	15:41.263							
11	A	1:04.163	20.375	26.439	17.349	108.1	16:45.426	12	A	1:04.066	21.329	26.031	16.706	108.3	17:49.492							
13	A	1:01.765	20.257	25.327	16.181	112.3	18:51.257	14	A	1:00.860	19.856	24.927	16.077	114.0	19:52.117							
15	A	1:00.265	19.471	24.725	16.069	115.1	20:52.382	16	A	1:05.632	19.428	27.358	18.846	105.7	21:58.014							
17	A	1:00.108	19.502	24.588	16.018	115.4	22:58.122	18	A	1:00.081	19.413	24.599	16.069	115.5	23:58.203							
19	A	1:06.467	22.448	27.506	16.513	104.4	25:04.670	20	A	59.855	19.323	24.371	16.161	115.9	26:04.525							
21	B	6:57.309	19.258	25.412	6:12.639	16.6	33:01.834	22	B	1:10.697	24.151	29.869	16.677	98.1	34:12.531							
23	B	1:00.664	19.688	24.925	16.051	114.4	35:13.195	24	B	1:03.593	19.380	26.497	17.716	109.1	36:16.788							
25	B	59.609	19.214	24.306	16.089	116.4	37:16.397	26	B	1:06.254	21.394	28.671	16.189	104.7	38:22.651							
27	B	59.501	19.219	24.230	16.052	116.6	39:22.152	28	B	1:05.542	20.935	26.255	18.352	105.8	40:27.694							
29	B	59.482	19.125	24.321	16.036	116.6	41:27.176	30	B	2:36.186	20.689	26.172	1:49.325	44.4	44:03.362							
31	B	1:04.128	23.216	24.905	16.007	108.2	45:07.490															
9 Sébastien BUEMI CHE																						
Renault e.Dams											Renault Z.E 15											
1	A	1:14.791	28.448	27.905	18.438	92.8	1:14.791	2	A	1:02.847	20.463	25.781	16.603	110.4	2:17.638							
3	A	1:01.237	20.093	25.031	16.113	113.3	3:18.875	4	A	1:00.364	19.634	24.913	15.817	114.9	4:19.239							
5	A	1:07.018	20.675	28.145	18.198	103.5	5:26.257	6	A	59.694	19.078	24.610	16.006	116.2	6:25.951							
7	A	59.990	19.417	24.556	16.017	115.6	7:25.941	8	B	5:51.348	19.852	25.046	5:06.450	19.7	13:17.289							
9	B	1:09.729	25.954	26.953	16.822	99.5	14:27.018	10	B	1:01.925	20.113	25.504	16.308	112.0	15:28.943							
11	B	1:01.462	20.086	25.222	16.154	112.9	16:30.405	12	B	1:09.195	20.861	26.468	21.866	100.3	17:39.600							
13	B	1:01.556	19.671	25.193	16.692	112.7	18:41.156	14	B	1:01.434	19.838	25.088	16.508	112.9	19:42.590							
15	B	1:01.100	19.605	24.993	16.502	113.5	20:43.690	16	B	1:37.960	20.804	28.114	49.042	70.8	22:21.650							
17	B	4:17.601				26.9	26:39.251	18	B	1:06.471	22.865	27.471	16.135	104.4	27:45.722							
19	B	1:00.328	19.441	24.775	16.112	115.0	28:46.050	20	B	1:04.613	21.251	26.143	17.219	107.4	29:50.663							



FIA Formula E Championship

Round 8 - Berlin ePrix

Non Qualifying Practice 1

Analysis

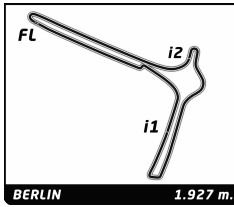
Official Timekeeper TAG Heuer

Lap	C	Time	Sector 1	Sector 2	Sector 3	Kph	Elapsed	Lap	Time	Sector 1	Sector 2	Sector 3	Kph	Elapsed	
21	B	59.364	18.927	24.272	16.165	116.9	30:50.027	6	B	1:01.092	19.935	25.047	16.110	113.6	6:50.050
22	B	1:03.956	21.197	25.687	17.072	108.5	31:53.983	7	B	1:00.664	19.610	24.893	16.161	114.4	7:50.714
23	B	59.249	18.838	24.263	16.148	117.1	32:53.232	8	A	4:56.488 B	19.977	25.164	4:11.347	23.4	12:47.202
24	B	1:04.153	21.140	25.952	17.061	108.1	33:57.385	9	A	1:08.570	23.865	27.993	16.712	101.2	13:55.772
25	B	58.937	18.796	24.227	15.914	117.7	34:56.322	10	A	1:01.975	19.754	25.335	16.886	111.9	14:57.747
26	B	1:07.909	21.135	27.390	19.384	102.2	36:04.231	11	A	1:03.170	19.624	26.005	17.541	109.8	16:00.917
27	A	3:41.475 B	18.618	24.195	2:58.662	31.3	39:45.706	12	A	1:00.690	19.628	24.725	16.337	114.3	17:01.607
28	A	1:09.903	26.165	27.275	16.463	99.2	40:55.609	13	A	1:03.290	21.075	25.986	16.229	109.6	18:04.897
29	A	1:04.212	19.753	26.190	18.269	108.0	41:59.821	14	A	1:00.300	19.354	24.742	16.204	115.0	19:05.197
30	A	57.648	18.243	23.927	15.478	120.3	42:57.469	15	A	59.847	19.330	24.427	16.090	115.9	20:05.044
31	A	1:08.159	23.452	28.025	16.682	101.8	44:05.628	16	A	4:52.930 B	19.478	24.970	4:08.482	23.7	24:57.974
32	A	58.669	18.724	24.089	15.856	118.2	45:04.297	17	A	1:04.202	22.786	25.060	16.356	108.1	26:02.176

11 Lucas DI GRASSI							BRA								
ABT Schaeffler Audi Sport							ABT Schaeffler FE01								
Lap	C	Time	Sector 1	Sector 2	Sector 3	Kph	Elapsed	Lap	C	Time	Sector 1	Sector 2	Sector 3	Kph	Elapsed
1	B	1:17.898	32.138	27.773	17.987	89.1	1:17.898	21	A	1:02.652	19.681	25.382	17.589	110.7	30:07.292
2	B	1:04.490	20.863	26.359	17.268	107.6	2:22.388	22	A	1:02.600	19.702	25.405	17.493	110.8	31:09.892
3	B	1:03.376	20.232	25.820	17.324	109.5	3:25.764	23	A	59.867	19.260	24.514	16.093	115.9	32:09.759
4	B	1:01.625	20.274	25.162	16.189	112.6	4:27.389	24	B	4:48.226 B	19.516	24.837	4:03.873	24.1	36:57.985
5	B	1:01.287	19.919	24.813	16.555	113.2	5:28.676	25	B	1:07.353	24.319	25.604	17.430	103.0	38:05.338
6	B	1:00.552	19.631	24.846	16.075	114.6	6:29.228	26	B	1:01.877	19.063	25.612	17.202	112.1	39:07.215
7	B	1:00.214	19.618	24.536	16.060	115.2	7:29.442	27	B	59.420	18.999	24.384	16.037	116.7	40:06.635
8	B	1:00.219	19.573	24.554	16.092	115.2	8:29.661	28	B	59.682	19.381	24.252	16.049	116.2	41:06.317
9	B	1:00.260	19.577	24.432	16.251	115.1	9:29.921	29	B	59.410	19.203	24.171	16.036	116.8	42:05.727
10	B	1:00.233	19.524	24.543	16.166	115.2	10:30.154	30	B	59.260	19.206	24.081	15.973	117.1	43:04.987
11	B	1:05.287	19.944	28.002	17.341	106.3	11:35.441	31	B	1:02.176	19.653	25.890	16.633	111.6	44:07.163
12	B	59.883	19.288	24.434	16.161	115.8	12:35.324	32	B	1:02.028	19.963	25.320	16.745	111.8	45:09.191
13	B	1:05.745	19.702	27.719	18.324	105.5	13:41.069								
14	B	59.607	19.103	24.529	15.975	116.4	14:40.676								
15	B	1:02.727	19.698	24.877	18.152	110.6	15:43.403								
16	A	7:45.972 B	19.136	26.462	7:00.374	14.9	23:29.375								
17	A	1:08.228	23.556	27.957	16.715	101.7	24:37.603								
18	A	1:01.898	20.057	24.932	16.909	112.1	25:39.501								
19	A	1:01.654	19.816	25.058	16.780	112.5	26:41.155								
20	A	1:01.734	19.847	25.239	16.648	112.4	27:42.889								
21	A	1:01.603	19.873	25.023	16.707	112.6	28:44.492								
22	A	1:01.643	19.899	25.039	16.705	112.5	29:46.135								
23	A	1:01.571	19.890	24.945	16.736	112.7	30:47.706								
24	A	1:01.910	19.829	25.119	16.962	112.1	31:49.616								
25	A	1:02.344	20.113	25.499	16.732	111.3	32:51.960								
26	A	1:01.117	19.611	24.837	16.669	113.5	33:53.077								
27	A	1:01.203	19.727	24.799	16.677	113.3	34:54.280								
28	A	1:07.126	19.845	28.625	18.656	103.3	36:01.406								
29	A	59.534	18.848	24.536	16.150	116.5	37:00.940								
30	A	1:02.292	19.452	24.776	18.064	111.4	38:03.232								
31	A	58.916	18.749	24.190	15.977	117.7	39:02.148								
32	B	4:48.072 B	44.901	26.011	3:37.160	24.1	43:50.220								
33	B	1:07.970	23.430	25.762	18.778	102.1	44:58.190								
34	B	1:02.801	20.286	25.507	17.008	110.5	46:00.991								

12 Mike CONWAY							GBR								
Venturi Formula E Team							Venturi VM200-FE-01								
Lap	C	Time	Sector 1	Sector 2	Sector 3	Kph	Elapsed	Lap	C	Time	Sector 1	Sector 2	Sector 3	Kph	Elapsed
1	B	1:33.362	43.849	32.527	16.986	74.3	1:33.362	21	A	7:02.174 B	20.142	26.435	6:15.597	16.4	32:13.751
2	B	1:04.675	21.195	26.669	16.811	107.3	2:38.037	22	A	1:05.144	23.581	25.273	16.290	106.5	33:18.895
3	B	1:04.535	20.741	27.355	16.439	107.5	3:42.572	23	A	1:00.279	19.399	24.696	16.184	115.1	34:19.174
4	B	1:02.088	20.208	25.330	16.550	111.7	4:44.660	24	A	1:13.770	19.173	37.546	17.051	94.0	35:32.944
5	B	1:04.298	22.423	25.741	16.134	107.9	5:48.958	25	A	1:03.829	19.111	26.122	18.596	108.7	36:36.773

21 Bruno SENNA							BRA								
Mahindra Racing Formula E Team							Mahindra M2ELECTRO								
Lap	C	Time	Sector 1	Sector 2	Sector 3	Kph	Elapsed	Lap	C	Time	Sector 1	Sector 2	Sector 3	Kph	Elapsed
1	B	1:31.693	43.134	30.050	18.509	75.7	1:31.693	21	A	1:00.279	19.399	24.696	16.184	115.1	34:19.174
2	B	4:54.256 B	22.693	29.044	4:02.519	23.6	6:25.949	22	A	1:05.144	23.581	25.273	16.290	106.5	35:32.944
3	B	1:09.310	24.770	27.758	16.782	100.1	7:35.259	23	A	1:00.279	19.399	24.696	16.184	115.1	36:36.773
4	B	1:01.923	20.134	25.371	16.418	112.0	8:37.182	24	A	1:13.770	19.173	37.546	17.051	94.0	37:51.512
5	B	1:01.054	19.672	25.201	16.181	113.6	9:38.236	25	A	1:03.829	19.111	26.122	18.596	108.7	39:00.341
6	B	1:00.651	19.562	24.864	16.225	114.4	10:38.887	26	A	59.659	19.098	24.396	16.165	116.3	40:00.000
7	B	1:00.653	19.526	24.914	16.213	114.4	11:39.540	27	A	3:53.978 B	19.878	24.938	3:09.162	29.6	41:30.410
8	B	1:01.141	19.733	24.831	16.577	113.5	12:40.681								
9	B	1:03.038	20.533	25.745	16.760	110.0	13:43.719								
10	B	1:02.894	20.057	25.663	17.174	110.3	14:46.613								
11	B	1:02.838	20.214	25.611	17.013	110.4	15:49.451								
12	B	1:02.167	20.117	25.356	16.694	111.6	16:51.618								
13	B	1:02.453	20.064	25.493	16.896	111.1	17:54.071								
14	B	1:02.516	19.944	25.760	16.812	111.0	18:56.587								
15	B	1:01.844	19.744	25.559	16.541	112.2	19:58.431								
16	B	1:01.672	19.963	25.289	16.420	112.5	21:00.103								
17	B	1:03.176	19.996	26.545	16.635	109.8	22:03.279								
18	B	1:02.431	20.043	25.538	16.850	111.1	23:05.710								
19	B	1:04.985	21.427	27.158	16.400	106.8	24:10.695								
20	B	1:00.882	19.829	24.848	16.205	113.9	25:11.577								



FIA Formula E Championship

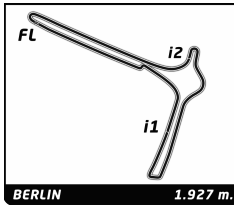
Round 8 - Berlin ePrix

Non Qualifying Practice 1

Analysis

Official Timekeeper TAGHeuer

Personal Best							Session Best							B Crossing the finish line in pit lane									
Lap	C	Time	Sector 1	Sector 2	Sector 3	Kph	Elapsed	Lap	Time	Sector 1	Sector 2	Sector 3	Kph	Elapsed	Lap	C	Time	Sector 1	Sector 2	Sector 3	Kph	Elapsed	
28	A	1:07.086	23.377	24.988	18.721	103.4	42:37.496	23	A	1:02.377	19.856	25.754	16.767	111.2	40:50.153								
29	A	59.600	19.133	24.283	16.184	116.4	43:37.096	24	A	1:03.162	20.033	26.012	17.117	109.8	41:53.315								
30	A	1:04.395	19.521	25.800	19.074	107.7	44:41.491	25	A	1:02.271	19.682	25.528	17.061	111.4	42:55.586								
31	A	1:00.133	19.294	24.570	16.269	115.4	45:41.624	26	A	1:01.246	19.458	25.567	16.221	113.3	43:56.832								
23 Nick HEIDFELD DEU																							
Mahindra Racing Formula E Team												Mahindra M2ELECTRO											
1	A	1:51.322	55.152	33.872	22.298	62.3	1:51.322	1	B	2:13.423	1:28.126	26.955	18.342	52.0	2:13.423								
2	A	1:07.928	22.613	27.022	18.293	102.1	2:59.250	2	B	1:01.914	20.247	25.405	16.262	112.0	3:15.337								
3	A	1:12.892	24.262	27.046	21.584	95.2	4:12.142	3	B	1:01.482	20.307	25.084	16.091	112.8	4:16.819								
4	A	4:18.778 B	22.324	29.438	3:27.016	26.8	8:30.920	4	B	1:01.762	19.804	24.938	17.020	112.3	5:18.581								
5	A	1:10.778	25.865	27.917	16.996	98.0	9:41.698	5	B	1:00.860	19.626	24.962	16.272	114.0	6:19.441								
6	A	1:03.581	20.764	25.535	17.282	109.1	10:45.279	6	B	1:01.231	19.638	24.705	16.888	113.3	7:20.672								
7	A	1:03.417	20.894	25.681	16.842	109.4	11:48.696	7	A	6:21.703 B	19.673	25.130	5:36.900	18.2	13:42.375								
8	A	1:03.160	20.488	25.829	16.843	109.8	12:51.856	8	A	1:11.379	26.871	27.395	17.113	97.2	14:53.754								
9	A	1:02.698	20.450	25.377	16.871	110.6	13:54.554	9	A	1:01.503	20.351	24.914	16.238	112.8	15:55.257								
10	A	1:02.027	20.258	25.250	16.519	111.8	14:56.581	10	A	1:00.548	19.555	24.655	16.338	114.6	16:55.805								
11	A	1:02.258	20.108	25.514	16.636	111.4	15:58.839	11	A	1:01.495	19.493	24.800	17.202	112.8	17:57.300								
12	A	1:02.216	20.071	25.434	16.711	111.5	17:01.055	12	A	1:01.073	19.521	25.259	16.293	113.6	18:58.373								
13	A	1:00.749	19.817	24.723	16.209	114.2	18:01.804	13	B	12:11.207 B	19.265	24.805	...	9.5	31:09.580								
14	B	7:01.443 B	19.954	26.309	6:15.180	16.5	25:03.247	14	B	1:08.952	25.611	27.147	16.194	100.6	32:18.532								
15	B	1:08.050	25.134	26.645	16.271	101.9	26:11.297	15	B	1:02.424	20.227	25.221	16.976	111.1	33:20.956								
16	B	1:00.955	19.958	24.770	16.227	113.8	27:12.252	16	B	1:00.832	19.601	24.997	16.234	114.0	34:21.788								
17	B	1:00.560	19.710	24.724	16.126	114.6	28:12.812	17	B	1:49.800	19.946	1:13.393	16.461	63.2	36:11.588								
18	B	8:39.210 B	20.990	27.501	7:50.719	13.4	36:52.022	18	B	1:01.967	19.773	25.215	16.979	111.9	37:13.555								
19	B	1:05.801	23.750	26.026	16.025	105.4	37:57.823	19	B	1:03.209	20.608	26.034	16.567	109.8	38:16.764								
20	B	1:00.770	19.838	24.765	16.167	114.2	38:58.593	20	B	1:01.898	20.021	25.209	16.668	112.1	39:18.662								
21	B	2:20.821 B	19.892	25.334	1:35.595	49.3	41:19.414	21	B	1:01.888	20.064	25.339	16.485	112.1	40:20.550								
22	B	1:14.037	25.715	31.643	16.679	93.7	42:33.451	22	B	1:01.776	19.980	25.227	16.569	112.3	41:22.326								
23	B	1:00.084	19.608	24.514	15.962	115.5	43:33.535	23	B	1:01.922	19.940	25.395	16.587	112.0	42:24.248								
24	B	1:13.862	19.701	26.078	28.083	93.9	44:47.397	24	B	1:01.824	19.729	25.345	16.750	112.2	43:26.072								
25	B	1:01.119	19.519	24.563	17.037	113.5	45:48.516	25	B	1:02.503	19.877	25.069	17.557	111.0	44:28.575								
25 Jean-Eric VERGNE FRA																							
DS Virgin Racing Formula E Team												Virgin Racing Engineering DSV-01											
1	A	2:03.355	1:06.774	35.664	20.917	56.2	2:03.355	1	B	2:08.528	1:17.663	33.631	17.234	54.0	2:08.528								
2	A	1:06.291	22.358	27.480	16.453	104.6	3:09.646	2	B	1:03.488	20.953	25.897	16.638	109.3	3:12.016								
3	A	1:01.361	20.035	25.023	16.303	113.1	4:11.007	3	B	1:01.981	20.248	25.271	16.462	111.9	4:13.997								
4	A	1:00.359	19.601	24.620	16.138	114.9	5:11.366	4	B	1:02.055	20.491	25.130	16.434	111.8	5:16.052								
5	A	1:04.926	19.618	25.087	20.221	106.8	6:16.292	5	B	1:01.700	20.099	25.100	16.501	112.4	6:17.752								
6	A	1:00.045	19.228	24.708	16.109	115.5	7:16.337	6	B	1:01.187	19.873	24.843	16.471	113.4	7:18.939								
7	A	1:01.147	19.506	24.636	17.005	113.5	8:17.484	7	B	1:01.763	19.845	25.369	16.549	112.3	8:20.702								
8	A	1:00.315	19.379	24.705	16.231	115.0	9:17.799	8	B	1:01.454	19.849	25.043	16.562	112.9	9:22.156								
9	B	8:43.813 B	20.406	26.243	7:57.164	13.2	18:01.612	9	A	7:04.749 B	19.784	25.150	6:19.815	16.3	16:26.905								
10	B	1:30.679	38.333	33.892	18.454	76.5	19:32.291	10	A	1:06.435	23.754	25.823	16.858	104.4	17:33.340								
11	B	59.789	19.402	24.277	16.110	116.0	20:32.080	11	A	1:01.760	20.306	25.189	16.265	112.3	18:35.100								
12	B	1:40.087	19.172	1:04.260	16.655	69.3	22:12.167	12	A	1:01.297	20.104	24.873	16.320	113.2	19:36.397								
13	B	1:00.397	19.062	24.853	16.482	114.9	23:12.564	13	A	1:01.115	20.077	24.833	16.205	113.5	20:37.512								
14	B	1:03.168	20.441	25.713	17.014	109.8	24:15.732	14	A	1:00.846	19.725	24.790	16.331	114.0	21:38.358								
15	B	1:03.294	20.513	25.885	16.896	109.6	25:19.026	15	A	1:00.966	20.019	24.696	16.251	113.8	22:39.324								
16	B	1:02.235	20.099	25.432	16.704	111.5	26:21.261	16	A	1:03.026	20.479	25.835	16.712	110.1	23:42.350								
17	B	1:02.165	20.170	25.390	16.605	111.6	27:23.426	17	A	1:02.456	20.451	25.456	16.549	111.1	24:44.806								
18	B	1:02.908	20.081	25.779	17.048	110.3	28:26.334	18	A	1:03.407	20.764	25.913	16.730	109.4	25:48.213								
19	B	1:02.585	19.876	25.837	16.872	110.8	29:28.919	19	A	1:02.665	20.347	25.599	16.719	110.7	26:50.878								
20	A	8:00.722 B	20.563	28.917	7:11.242	14.4	37:29.641																
21	A	1:15.257	28.495	29.478	17.284	92.2	38:44.898																
22	A	1:02.878	20.145	25.658	17.075	110.3	39:47.776																



FIA Formula E Championship

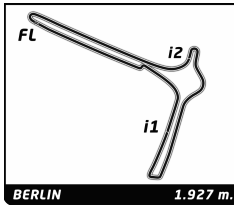
Round 8 - Berlin ePrix

Non Qualifying Practice 1

Analysis

Official Timekeeper TAG Heuer

Personal Best							Session Best		B Crossing the finish line in pit lane							
Lap	C	Time	Sector 1	Sector 2	Sector 3	Kph	Elapsed	Lap	Time	Sector 1	Sector 2	Sector 3	Kph	Elapsed		
20	A	7:38.933	B	21.679	25.745	6:51.509	15.1	34:29.811	9	B	1:01.217	19.888	24.883	16.446	113.3	9:35.143
21	A	1:07.825	23.845	26.929	17.051	102.3	35:37.636	10	B	1:00.446	19.822	24.594	16.030	114.8	10:35.589	
22	A	1:03.123	20.434	25.786	16.903	109.9	36:40.759	11	B	1:00.833	19.746	24.762	16.325	114.0	11:36.422	
23	A	1:02.649	20.606	25.454	16.589	110.7	37:43.408	12	B	1:00.259	19.691	24.479	16.089	115.1	12:36.681	
24	A	1:02.581	20.277	25.564	16.740	110.9	38:45.989	13	B	1:00.916	19.705	24.624	16.587	113.9	13:37.597	
25	A	1:02.679	20.300	25.522	16.857	110.7	39:48.668	14	B	1:02.147	19.514	25.740	16.893	111.6	14:39.744	
26	A	1:02.482	20.192	25.597	16.693	111.0	40:51.150	15	B	1:00.592	19.394	24.775	16.423	114.5	15:40.336	
27	A	1:02.917	20.328	25.729	16.860	110.3	41:54.067	16	A	6:44.698	B	19.596	24.777	6:00.325	17.1	22:25.034
28	A	1:02.372	20.094	25.491	16.787	111.2	42:56.439	17	A	1:10.834	25.553	27.444	17.837	97.9	23:35.868	
29	A	1:02.218	20.079	25.543	16.596	111.5	43:58.657	18	A	1:03.825	20.511	25.545	17.769	108.7	24:39.693	
30	A	1:02.673	20.350	25.485	16.838	110.7	45:01.330	19	A	1:02.680	20.204	25.560	16.916	110.7	25:42.373	
55 René RAST DEU							77 Qing Hua MA CHN									
Team Aguri							Team Aguri									
SRT01-e							SRT01-e									
1	A	1:25.951	39.395	28.918	17.638	80.7	1:25.951	1	B	1:30.429	42.098	30.342	17.989	76.7	1:30.429	
2	A	1:05.149	21.198	26.594	17.357	106.5	2:31.100	2	B	1:06.172	21.890	27.100	17.182	104.8	2:36.601	
3	A	1:06.057	20.743	28.403	16.911	105.0	3:37.157	3	B	1:07.318	21.941	28.409	16.968	103.1	3:43.919	
4	A	1:03.887	20.741	26.176	16.970	108.6	4:41.044	4	B	1:06.811	22.527	27.290	16.994	103.8	4:50.730	
5	A	1:02.796	20.153	25.737	16.906	110.5	5:43.840	5	B	1:05.104	21.346	26.757	17.001	106.6	5:55.834	
6	A	1:01.933	19.897	25.640	16.396	112.0	6:45.773	6	B	1:04.023	20.797	26.543	16.683	108.4	6:59.857	
7	A	1:03.833	20.179	27.000	16.654	108.7	7:49.606	7	B	1:07.298	20.784	29.152	17.362	103.1	8:07.155	
8	A	1:02.375	19.815	25.700	16.860	111.2	8:51.981	8	B	1:05.099	21.773	26.619	16.707	106.6	9:12.254	
9	A	1:02.053	19.751	25.655	16.647	111.8	9:54.034	9	B	1:03.541	20.622	26.134	16.785	109.2	10:15.795	
10	A	1:02.174	19.918	25.672	16.584	111.6	10:56.208	10	B	1:03.357	20.417	26.239	16.701	109.5	11:19.152	
11	A	1:01.688	19.803	25.472	16.413	112.5	11:57.896	11	B	1:03.065	20.357	26.074	16.634	110.0	12:22.217	
12	A	1:01.633	19.833	25.460	16.340	112.6	12:59.529	12	B	1:02.831	20.161	26.072	16.598	110.4	13:25.048	
13	A	1:01.736	19.743	25.639	16.354	112.4	14:01.265	13	B	1:03.027	20.349	26.120	16.558	110.1	14:28.075	
14	A	1:02.353	19.737	26.000	16.616	111.3	15:03.618	14	B	1:02.513	20.307	25.645	16.561	111.0	15:30.588	
15	A	1:01.767	19.804	25.380	16.583	112.3	16:05.385	15	B	1:02.425	20.186	25.761	16.478	111.1	16:33.013	
16	A	1:02.610	19.575	25.735	17.300	110.8	17:07.995	16	B	1:03.908	20.427	26.389	17.092	108.5	17:36.921	
17	A	1:01.200	19.401	25.390	16.409	113.4	18:09.195	17	A	5:56.425	B	20.619	26.082	5:09.724	19.5	23:33.346
18	B	12:49.739	B	20.740	26.102	...	9.0	30:58.934	18	A	1:10.416	25.452	27.520	17.444	98.5	24:43.762
19	B	1:14.034	26.670	30.462	16.902	93.7	32:12.968	19	A	1:05.190	21.013	27.357	16.820	106.4	25:48.952	
20	B	1:02.315	20.317	25.537	16.461	111.3	33:15.283	20	A	1:02.357	20.550	25.450	16.357	111.2	26:51.309	
21	B	1:01.476	20.024	25.147	16.305	112.8	34:16.759	21	A	1:01.954	20.432	25.186	16.336	112.0	27:53.263	
22	B	1:00.831	19.815	24.707	16.309	114.0	35:17.590	22	A	1:01.812	19.977	25.499	16.336	112.2	28:55.075	
23	B	1:03.357	19.748	25.765	17.844	109.5	36:20.947	23	A	1:01.781	20.172	25.308	16.301	112.3	29:56.856	
24	B	1:00.800	19.353	25.081	16.366	114.1	37:21.747	24	A	1:02.462	20.025	25.544	16.893	111.1	30:59.318	
25	B	1:01.997	20.411	25.317	16.269	111.9	38:23.744	25	A	1:01.425	19.745	25.314	16.366	112.9	32:00.743	
26	B	1:00.659	19.563	24.667	16.429	114.4	39:24.403	26	A	1:01.125	19.746	25.002	16.377	113.5	33:01.868	
27	B	1:07.835	20.402	26.744	20.689	102.3	40:32.238	27	A	1:04.890	21.216	26.182	17.492	106.9	34:06.758	
28	B	1:01.076	19.400	24.693	16.983	113.6	41:33.314									
29	B	1:01.196	19.762	25.027	16.407	113.4	42:34.510									
30	B	1:00.768	19.733	24.839	16.196	114.2	43:35.278									
31	B	1:02.496	19.843	25.120	17.533	111.0	44:37.774									
32	B	1:00.139	19.131	24.859	16.149	115.4	45:37.913									
66 Daniel ABT DEU																
ABT Schaeffler Audi Sport							ABT Schaeffler FE01									
1	B	1:19.860	33.002	27.971	18.887	86.9	1:19.860									
2	B	1:03.903	21.043	26.198	16.662	108.6	2:23.763									
3	B	1:02.805	20.683	25.608	16.514	110.5	3:26.568									
4	B	1:01.884	20.358	25.359	16.167	112.1	4:28.452									
5	B	1:02.493	20.316	25.116	17.061	111.0	5:30.945									
6	B	1:01.623	20.247	24.995	16.381	112.6	6:32.568									
7	B	1:00.844	19.726	25.007	16.111	114.0	7:33.412									
8	B	1:00.514	19.673	24.731	16.110	114.6	8:33.926									



FIA Formula E Championship

Round 8 - Berlin ePrix

Non Qualifying Practice 1

Analysis

Official Timekeeper TAG Heuer

■ Personal Best
 ■ Session Best
 ■ Crossing the finish line in pit lane

Lap	C	Time	Sector 1	Sector 2	Sector 3	Kph	Elapsed	Lap	Time	Sector 1	Sector 2	Sector 3	Kph	Elapsed
28	A	1:04.097	20.366	26.073	17.658	108.2	35:10.855							
29	A	1:06.627	20.866	28.155	17.606	104.1	36:17.482							
30	A	1:03.723	20.569	25.997	17.157	108.9	37:21.205							
31	A	1:05.149	21.674	26.310	17.165	106.5	38:26.354							
32	A	1:02.895	20.167	25.655	17.073	110.3	39:29.249							

88	Oliver TURVEY	GBR
	NEXTEV TCR Formula E Team	NEXTEV TCR FormulaE 001

1	B	1:23.966	36.822	29.401	17.743	82.6	1:23.966
2	B	1:06.155	21.706	27.313	17.136	104.9	2:30.121
3	B	1:04.814	21.116	26.496	17.202	107.0	3:34.935
4	B	1:02.899	20.428	25.885	16.586	110.3	4:37.834
5	B	1:02.059	20.226	25.497	16.336	111.8	5:39.893
6	B	1:02.163	20.289	25.401	16.473	111.6	6:42.056
7	B	1:01.295	19.958	25.062	16.275	113.2	7:43.351
8	B	1:01.406	20.032	25.079	16.295	113.0	8:44.757
9	B	1:01.065	19.821	24.924	16.320	113.6	9:45.822
10	B	1:01.400	20.035	24.909	16.456	113.0	10:47.222
11	B	1:06.622	20.028	25.454	21.140	104.1	11:53.844
12	B	1:00.398	19.376	24.831	16.191	114.9	12:54.242
13	B	1:03.564	20.210	26.086	17.268	109.1	13:57.806
14	B	1:00.713	19.556	24.890	16.267	114.3	14:58.519
15	B	1:06.118	20.692	27.671	17.755	104.9	16:04.637
16	B	1:00.315	19.330	24.811	16.174	115.0	17:04.952
17	A	6:13.825 B	20.011	25.913	5:27.901	18.6	23:18.777
18	A	1:08.151	24.547	26.635	16.969	101.8	24:26.928
19	A	1:04.458	20.412	25.921	18.125	107.6	25:31.386
20	A	58.690	18.766	24.160	15.764	118.2	26:30.076
21	A	1:05.672	21.486	27.191	16.995	105.6	27:35.748
22	A	1:04.707	20.371	27.422	16.914	107.2	28:40.455
23	A	1:02.889	20.142	25.786	16.961	110.3	29:43.344
24	A	1:02.575	20.201	25.392	16.982	110.9	30:45.919
25	A	1:02.973	20.376	25.552	17.045	110.2	31:48.892
26	A	1:04.811	20.390	26.833	17.588	107.0	32:53.703
27	A	1:04.548	21.090	26.325	17.133	107.5	33:58.251
28	A	1:03.831	20.112	26.619	17.100	108.7	35:02.082
29	A	1:07.000	21.818	27.578	17.604	103.5	36:09.082
30	A	1:04.109	20.147	25.797	18.165	108.2	37:13.191
31	A	1:04.277	20.208	26.338	17.731	107.9	38:17.468
32	A	1:02.918	20.363	25.631	16.924	110.3	39:20.386
33	A	1:02.527	19.981	25.615	16.931	110.9	40:22.913
34	A	1:03.628	20.195	26.525	16.908	109.0	41:26.541
35	A	1:02.718	20.170	25.656	16.892	110.6	42:29.259
36	A	1:02.743	19.886	25.321	17.536	110.6	43:32.002
37	A	1:02.404	19.877	25.602	16.925	111.2	44:34.406
38	A	1:02.379	19.927	25.380	17.072	111.2	45:36.785