

FIA Formula E Championship

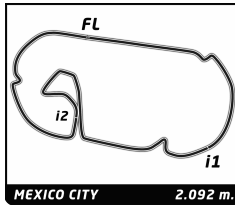
Round 5 - Mexico ePrix

Non Qualifying Practice 1

Analysis

Official Timekeeper

							■ Personal Best ■ Session Best B Crossing the finish line in pit lane								
Lap	C	Time	Sector 1	Sector 2	Sector 3	Kph	Elapsed	Lap	Time	Sector 1	Sector 2	Sector 3	Kph	Elapsed	
7 Jérôme D'AMBROSIO BEL															
Dragon Racing							Venturi VM200-FE-01								
1	A	1:24.466	26.997	36.211	21.258	89.2	1:24.466	9	A	1:06.059	17.565	28.806	19.688	114.0	13:46.151
2	A	1:11.790	19.603	31.548	20.639	104.9	2:36.256	10	A	1:08.355	18.039	30.106	20.210	110.2	14:54.506
3	A	1:09.838	18.778	30.689	20.371	107.8	3:46.094	11	A	1:06.271	18.248	29.552	18.471	113.6	16:00.777
4	A	1:08.051	18.317	29.853	19.881	110.7	4:54.145	12	A	1:07.921	18.350	29.619	19.952	110.9	17:08.698
5	A	1:06.795	17.979	29.005	19.811	112.8	6:00.940	13	A	1:07.914	18.045	29.395	20.474	110.9	18:16.612
6	A	1:12.363	17.935	29.620	24.808	104.1	7:13.303	14	A	1:06.914	18.213	28.879	19.822	112.6	19:23.526
7	B	4:35.315	3:43.372	31.394	20.549	27.4	11:48.618	15	A	1:06.941	18.052	29.118	19.771	112.5	20:30.467
8	B	1:07.608	18.236	29.353	20.019	111.4	12:56.226	16	A	1:11.192	17.868	28.891	24.433	105.8	21:41.659
9	B	1:06.988	18.382	29.172	19.434	112.4	14:03.214	17	A	5:40.107	4:50.847	29.594	19.666	22.1	27:21.766
10	B	1:07.224	18.032	29.190	20.002	112.0	15:10.438	18	A	1:05.149	17.383	28.238	19.528	115.6	28:26.915
11	B	1:07.184	18.224	29.163	19.797	112.1	16:17.622	19	A	1:07.698	17.471	30.242	19.985	111.2	29:34.613
12	B	1:06.237	17.801	28.747	19.689	113.7	17:23.859	20	A	1:05.848	17.473	28.889	19.486	114.4	30:40.461
13	B	1:08.488	17.873	30.537	20.078	110.0	18:32.347	21	A	1:11.386	17.330	29.018	25.038	105.5	31:51.847
14	B	1:06.187	17.719	28.806	19.662	113.8	19:38.534	22	B	6:33.517	5:38.385	33.785	21.347	19.1	38:25.364
15	B	1:06.134	17.593	28.811	19.730	113.9	20:44.668	23	B	1:10.621	19.150	30.630	20.841	106.6	39:35.985
16	B	1:12.706	19.335	33.119	20.252	103.6	21:57.374	24	B	1:05.175	17.296	28.533	19.346	115.6	40:41.160
17	B	1:06.103	17.711	28.718	19.674	113.9	23:03.477	25	B	1:05.305	17.303	28.477	19.525	115.3	41:46.465
18	B	1:14.857	18.542	30.768	25.547	100.6	24:18.334	26	B	1:05.560	17.174	28.753	19.633	114.9	42:52.025
19	A	6:26.317	5:32.584	33.702	20.031	19.5	30:44.651	27	B	1:05.177	17.286	28.315	19.576	115.5	43:57.202
20	A	1:05.431	17.669	28.318	19.444	115.1	31:50.082	28	B	1:05.609	17.249	28.587	19.773	114.8	45:02.811
21	A	1:07.861	17.516	30.715	19.630	111.0	32:57.943								
22	A	1:07.440	17.531	29.795	20.114	111.7	34:05.383								
23	A	1:51.769	18.233	51.721	41.815	67.4	35:57.152								
24	A	2:32.174	1:42.547	29.901	19.726	49.5	38:29.326								
25	A	1:07.783	17.556	30.133	20.094	111.1	39:37.109								
26	A	1:07.570	17.403	28.625	21.542	111.5	40:44.679								
27	A	1:05.915	17.229	28.595	20.091	114.3	41:50.594								
28	A	1:11.482	17.577	28.550	25.355	105.4	43:02.076								
29	A	1:56.837	1:09.135	29.046	18.656	64.5	44:58.913								
30	A	1:05.257	17.335	28.368	19.554	115.4	46:04.170								
9 Sébastien BUEMI CHE															
Renault e.Dams							Renault Z.E 15								
1	A	1:18.220	22.278	34.084	21.858	96.3	1:18.220	9	A	1:06.059	17.565	28.806	19.688	114.0	13:46.151
2	A	1:11.636	19.149	31.929	20.558	105.1	2:29.856	10	A	1:08.355	18.039	30.106	20.210	110.2	14:54.506
3	A	1:06.562	17.841	28.847	19.874	113.1	3:36.418	11	A	1:06.271	18.248	29.552	18.471	113.6	16:00.777
4	A	1:06.086	17.644	28.689	19.753	114.0	4:42.504	12	A	1:07.921	18.350	29.619	19.952	110.9	17:08.698
5	A	1:05.935	17.430	28.727	19.778	114.2	5:48.439	13	A	1:07.914	18.045	29.395	20.474	110.9	18:16.612
6	A	1:11.109	17.575	28.830	24.704	105.9	6:59.548	14	A	1:06.914	18.213	28.879	19.822	112.6	19:23.526
7	B	5:04.157	4:11.868	31.524	20.765	24.8	12:03.705	15	A	1:06.941	18.052	29.118	19.771	112.5	20:30.467
8	B	1:07.000	17.994	29.219	19.787	112.4	13:10.705	16	A	1:11.192	17.868	28.891	24.433	105.8	21:41.659
9	B	1:06.608	17.976	28.984	19.648	113.1	14:17.313	17	A	5:40.107	4:50.847	29.594	19.666	22.1	27:21.766
10	B	1:06.842	17.819	29.203	19.820	112.7	15:24.155	18	A	1:05.149	17.383	28.238	19.528	115.6	28:26.915
11	B	1:06.686	17.914	29.077	19.695	112.9	16:30.841	19	A	1:07.698	17.471	30.242	19.985	111.2	29:34.613
12	B	1:07.246	17.953	29.095	20.198	112.0	17:38.087	20	A	1:05.848	17.473	28.889	19.486	114.4	30:40.461
13	B	1:09.414	19.727	29.852	19.835	108.5	18:47.501	21	A	1:11.386	17.330	29.018	25.038	105.5	31:51.847
14	B	1:06.630	17.858	29.035	19.737	113.0	19:54.131	22	B	6:33.517	5:38.385	33.785	21.347	19.1	38:25.364
15	B	1:11.842	17.836	29.223	24.783	104.8	21:05.973	23	B	1:10.621	19.150	30.630	20.841	106.6	39:35.985
16	B	4:35.402	3:44.845	30.455	20.102	27.3	25:41.375	24	B	1:05.175	17.296	28.533	19.346	115.6	40:41.160
17	B	1:06.810	17.982	29.046	19.782	112.7	26:48.185	25	B	1:05.305	17.303	28.477	19.525	115.3	41:46.465
18	B	1:07.934	18.577	29.562	19.795	110.9	27:56.119	26	B	1:05.560	17.174	28.753	19.633	114.9	42:52.025
19	B	1:06.486	17.834	28.887	19.765	113.3	29:02.605	27	B	1:05.177	17.286	28.315	19.576	115.5	43:57.202
20	B	1:06.707	17.996	28.832	19.879	112.9	30:09.312	28	B	1:05.609	17.249	28.587	19.773	114.8	45:02.811
21	B	1:12.917	18.459	32.848	21.610	103.3	31:22.229								
22	B	1:12.401	17.285	28.921	26.195	104.0	32:34.630								
23	A	5:48.802	4:53.957	33.199	21.646	21.6	38:23.432								
24	A	1:10.984	19.530	31.404	20.050	106.1	39:34.416								
25	A	1:03.995	16.830	28.047	19.118	117.7	40:38.411								
26	A	1:13.319	18.813	31.213	23.293	102.7	41:51.730								
27	A	1:06.593	17.984	28.899	19.710	113.1	42:58.323								
28	A	1:06.690	18.029	28.919	19.742	112.9	44:05.013								
29	A	1:06.659	18.020	28.890	19.749	113.0	45:11.672								
11 Lucas DI GRASSI BRA															
ABT Schaeffler Audi Sport							ABT Schaeffler FE01								
1	A	1:19.780	26.805	31.822	21.153	94.4	1:19.780	9	A	1:06.059	17.565	28.806	19.688	114.0	13:46.151
2	A	1:10.691	18.923	30.973	20.795	106.5	2:30.471	10	A	1:08.355	18.039	30.106	20.210	110.2	14:54.506



FIA Formula E Championship

Round 5 - Mexico ePrix

Non Qualifying Practice 1

Analysis

Official Timekeeper TAGHeuer

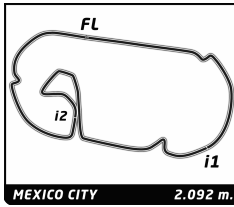
Lap	C	Time	Sector 1	Sector 2	Sector 3	Kph	Elapsed	Lap	Time	Sector 1	Sector 2	Sector 3	Kph	Elapsed									
3	A	1:11.611	18.567	32.404	20.640	105.2	3:42.082	4	B	1:07.292	17.945	29.445	19.902	111.9	5:05.706								
4	A	1:06.865	18.026	28.894	19.945	112.6	4:48.947	5	B	1:06.794	17.942	29.054	19.798	112.8	6:12.500								
5	A	1:06.177	17.768	28.628	19.781	113.8	5:55.124	6	B	1:07.681	18.180	29.353	20.148	111.3	7:20.181								
6	A	1:06.408	17.829	28.707	19.872	113.4	7:01.532	7	B	1:08.158	18.469	29.417	20.272	110.5	8:28.339								
7	A	1:06.328	17.943	28.744	19.641	113.5	8:07.860	8	B	1:07.761	18.132	29.394	20.235	111.1	9:36.100								
8	A	1:09.770	17.653	31.350	20.767	107.9	9:17.630	9	B	1:08.140	18.249	29.701	20.190	110.5	10:44.240								
9	A	1:06.169	17.690	28.845	19.634	113.8	10:23.799	10	B	1:08.370	18.385	29.750	20.235	110.2	11:52.610								
10	A	1:06.736	17.612	29.125	19.999	112.9	11:30.535	11	B	1:08.837	18.474	29.769	20.594	109.4	13:01.447								
11	A	1:06.589	17.669	28.776	20.144	113.1	12:37.124	12	B	1:09.034	18.351	30.009	20.674	109.1	14:10.481								
12	A	1:06.525	17.719	28.865	19.941	113.2	13:43.649	13	B	1:08.700	18.729	29.671	20.300	109.6	15:19.181								
13	A	1:12.920	B	18.426	30.046	24.448	103.3	14:56.569	14	B	1:08.414	18.344	29.759	20.311	110.1	16:27.595							
14	B	7:51.726	7:02.148	29.811	19.767	16.0	22:48.295	15	B	1:07.847	18.261	29.337	20.249	111.0	17:35.442								
15	B	1:07.278	17.929	29.169	20.180	111.9	23:55.573	16	B	1:13.121	B	18.233	29.500	25.388	103.0	18:48.563							
16	B	1:08.100	18.507	29.586	20.007	110.6	25:03.673	17	B	4:48.555	3:58.245	30.256	20.054	26.1	23:37.118								
17	B	1:07.092	18.256	28.896	19.940	112.3	26:10.765	18	B	1:06.792	17.936	28.985	19.871	112.8	24:43.910								
18	B	1:24.690	B	18.342	28.909	37.439	88.9	27:35.455	19	B	1:08.408	17.824	30.494	20.090	110.1	25:52.318							
19	A	14:50.928	...	29.230	20.911	8.5	42:26.383	20	B	1:09.616	B	17.803	27.162	24.651	108.2	27:01.934							
20	A	1:06.910	17.809	28.686	20.415	112.6	43:33.293	21	A	9:10.500	B	7:31.563	56.476	42.461	13.7	36:12.434							
21	A	1:05.287	17.642	28.387	19.258	115.4	44:38.580	22	A	3:09.568	2:19.435	30.085	20.048	39.7	39:22.002								
22	A	1:18.576	18.021	28.462	32.093	95.8	45:57.156	23	A	1:06.835	18.125	28.717	19.993	112.7	40:28.837								
<div style="border: 1px solid black; padding: 5px;"> 12 Mike CONWAY GBR Venturi Formula E Team Venturi VM200-FE-01 </div>								24	A	1:05.817	17.836	28.383	19.598	114.4	41:34.654								
								25	A	1:06.108	17.756	28.607	19.745	113.9	42:40.762								
								26	A	1:09.545	17.761	29.138	22.646	108.3	43:50.307								
								27	A	1:13.913	21.404	30.788	21.721	101.9	45:04.220								
								<div style="border: 1px solid black; padding: 5px;"> 23 Nick HEIDFELD DEU Mahindra Racing Formula E Team Mahindra M2ELECTRO </div>								1	B	1:52.203	55.018	34.683	22.502	67.1	1:52.203
																2	B	1:09.657	19.127	30.336	20.194	108.1	3:01.860
																3	B	1:08.457	18.659	29.739	20.059	110.0	4:10.317
																4	B	1:09.096	18.502	30.247	20.347	109.0	5:19.413
																5	B	1:07.918	18.341	29.476	20.101	110.9	6:27.331
																6	B	1:07.910	18.321	29.495	20.094	110.9	7:35.241
7	B	1:07.814	18.377	29.383	20.054	111.1	8:43.055																
8	B	1:07.791	18.311	29.242	20.238	111.1	9:50.846																
9	B	1:07.449	18.266	29.113	20.070	111.7	10:58.295																
10	B	1:08.503	18.302	29.960	20.241	109.9	12:06.798																
11	B	1:09.342	18.251	30.393	20.698	108.6	13:16.140																
12	B	1:16.095	18.975	33.041	24.079	99.0	14:32.235																
13	B	1:06.654	17.911	28.648	20.095	113.0	15:38.889																
14	B	1:06.851	18.458	28.717	19.676	112.7	16:45.740																
15	B	1:17.066	B	19.593	32.332	25.141	97.7	18:02.806															
16	A	10:21.478	9:27.896	31.521	22.061	12.1	28:24.284																
17	A	1:08.062	17.807	29.808	20.447	110.7	29:32.346																
18	A	1:05.274	17.701	28.243	19.330	115.4	30:37.620																
19	A	1:12.318	B	18.708	29.359	24.251	104.1	31:49.938															
20	A	9:10.535	8:19.740	30.144	20.651	13.7	41:00.473																
21	A	1:13.370	17.597	32.802	22.971	102.6	42:13.843																
22	A	1:07.993	17.694	28.353	21.946	110.8	43:21.836																
23	A	1:10.339	17.516	30.170	22.653	107.1	44:32.175																
24	A	1:11.076	17.609	31.482	21.985	106.0	45:43.251																

Lap	C	Time	Sector 1	Sector 2	Sector 3	Kph	Elapsed	
1	A	2:01.620	1:08.485	32.638	20.497	61.9	2:01.620	
2	A	1:08.711	18.948	30.024	19.739	109.6	3:10.331	
3	A	1:07.645	18.373	29.620	19.652	111.3	4:17.976	
4	A	1:07.829	18.069	29.725	20.035	111.0	5:25.805	
5	A	1:06.933	17.944	29.284	19.705	112.5	6:32.738	
6	A	1:06.849	17.740	29.324	19.785	112.7	7:39.587	
7	A	1:06.705	17.719	29.259	19.727	112.9	8:46.292	
8	A	1:12.003	B	17.921	29.394	24.688	104.6	9:58.295
9	B	4:57.615	4:05.030	32.552	20.033	25.3	14:55.910	
10	B	1:07.216	18.219	29.236	19.761	112.0	16:03.126	
11	B	1:06.472	17.924	28.938	19.610	113.3	17:09.598	
12	B	1:08.731	17.748	30.324	20.659	109.6	18:18.329	
13	B	1:06.073	17.856	28.479	19.738	114.0	19:24.402	
14	B	1:07.906	17.643	29.438	20.825	110.9	20:32.308	
15	B	1:07.220	17.783	29.399	20.038	112.0	21:39.528	
16	B	1:11.974	B	17.868	29.007	25.099	104.6	22:51.502
17	B	5:37.773	4:48.692	29.394	19.687	22.3	28:29.275	
18	B	1:06.111	17.863	28.586	19.662	113.9	29:35.386	
19	B	1:05.953	17.659	28.693	19.601	114.2	30:41.339	
20	B	1:07.382	18.146	29.289	19.947	111.8	31:48.721	
21	B	1:06.999	17.998	29.031	19.970	112.4	32:55.720	
22	B	1:07.442	18.120	29.484	19.838	111.7	34:03.162	
23	B	1:42.722	B	18.118	41.707	42.897	73.3	35:45.884
24	A	5:05.507	4:13.518	31.371	20.618	24.7	40:51.391	
25	A	1:06.595	17.748	29.386	19.461	113.1	41:57.986	
26	A	1:05.388	17.704	28.436	19.248	115.2	43:03.374	
27	A	1:05.896	17.732	28.685	19.479	114.3	44:09.270	
28	A	1:09.073	19.231	29.819	20.023	109.0	45:18.343	

Lap	C	Time	Sector 1	Sector 2	Sector 3	Kph	Elapsed
1	B	1:39.430	45.975	32.625	20.830	75.7	1:39.430
2	B	1:10.278	18.956	30.679	20.643	107.2	2:49.708
3	B	1:08.706	18.491	30.115	20.100	109.6	3:58.414

Lap	C	Time	Sector 1	Sector 2	Sector 3	Kph	Elapsed
1	B	1:36.732	32.346	39.311	25.075	77.9	1:36.732
2	B	1:12.186	20.518	31.034	20.634	104.3	2:48.918
3	B	1:07.569	18.316	29.318	19.935	111.5	3:56.487

Lap	C	Time	Sector 1	Sector 2	Sector 3	Kph	Elapsed
1	B	1:36.732	32.346	39.311	25.075	77.9	1:36.732
2	B	1:12.186	20.518	31.034	20.634	104.3	2:48.918
3	B	1:07.569	18.316	29.318	19.935	111.5	3:56.487



FIA Formula E Championship

Round 5 - Mexico ePrix

Non Qualifying Practice 1

Analysis

Official Timekeeper TAGHeuer

■ Personal Best ■ Session Best ■ Crossing the finish line in pit lane

Lap	C	Time	Sector 1	Sector 2	Sector 3	Kph	Elapsed	Lap	Time	Sector 1	Sector 2	Sector 3	Kph	Elapsed	
4	B	1:07.837	17.946	29.392	20.499	111.0	5:04.324	17	B	1:07.445	18.032	29.283	20.130	111.7	27:10.785
5	B	1:06.759	17.786	29.034	19.939	112.8	6:11.083	18	B	1:07.199	18.574	29.343	19.282	112.1	28:17.984
6	B	1:08.093	17.737	30.044	20.312	110.6	7:19.176	19	B	1:08.429	18.395	29.443	20.591	110.1	29:26.413
7	B	1:07.260	17.822	29.138	20.300	112.0	8:26.436	20	B	1:07.921	18.352	29.362	20.207	110.9	30:34.334
8	B	1:14.797 B	17.648	29.223	27.926	100.7	9:41.233	21	B	1:07.902	18.442	29.170	20.290	110.9	31:42.236
9	A	22:55.821	...	38.571	23.058	5.5	32:37.054								
10	A	1:07.029	17.802	29.296	19.931	112.4	33:44.083								
11	A	1:28.126 B	17.973	28.866	41.287	85.5	35:12.209								
12	A	3:27.622	2:34.293	32.350	20.979	36.3	38:39.831								
13	A	1:06.761	18.150	28.873	19.738	112.8	39:46.592								
14	A	1:06.726	17.954	28.880	19.892	112.9	40:53.318								
15	A	1:05.868	17.698	28.613	19.557	114.3	41:59.186								
16	A	1:06.244	17.612	28.625	20.007	113.7	43:05.430								
17	A	1:06.323	17.693	28.736	19.894	113.6	44:11.753								
18	A	1:05.681	17.267	28.762	19.652	114.7	45:17.434								

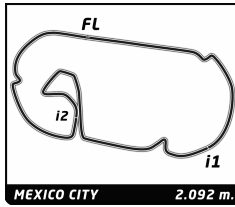
27	Robin FRIJNS		NED					
	Andretti Formula E Race Team		SRT01-e					
	1	B	1:44.799	48.701	34.427	21.671	71.9	1:44.799
	2	B	1:09.046	18.834	29.982	20.230	109.1	2:53.845
	3	B	1:07.592	18.321	29.316	19.955	111.4	4:01.437
	4	B	1:16.178	17.876	38.108	20.194	98.9	5:17.615
	5	B	1:07.915	17.920	30.018	19.977	110.9	6:25.530
	6	B	1:06.725	18.046	28.841	19.838	112.9	7:32.255
	7	B	1:12.849 B	17.972	29.106	25.771	103.4	8:45.104
	8	B	10:30.947	9:41.327	29.852	19.768	11.9	19:16.051
	9	B	1:06.051	17.637	28.591	19.823	114.0	20:22.102
	10	B	1:06.943	18.219	28.744	19.980	112.5	21:29.045
	11	B	1:07.390	17.968	29.304	20.118	111.8	22:36.435
	12	B	1:08.213	18.105	29.996	20.112	110.4	23:44.648
	13	B	1:12.840 B	17.784	29.573	25.483	103.4	24:57.488
	14	A	10:50.883 B	9:24.450	41.877	44.556	11.6	35:48.371
	15	A	4:06.767	3:15.932	30.570	20.265	30.5	39:55.138
	16	A	1:07.967	18.003	30.146	19.818	110.8	41:03.105
	17	A	1:06.473	17.786	28.937	19.750	113.3	42:09.578
	18	A	1:06.336	17.743	28.754	19.839	113.5	43:15.914
	19	A	1:07.190	17.770	29.449	19.971	112.1	44:23.104
	20	A	1:07.176	17.925	29.412	19.839	112.1	45:30.280

28	Simona DE SILVESTRO		CHE					
	Andretti Formula E Race Team		SRT01-e					
	1	B	1:56.076	56.330	35.972	23.774	64.9	1:56.076
	2	B	1:08.874	18.627	29.855	20.392	109.3	3:04.950
	3	B	1:07.812	18.131	29.699	19.982	111.1	4:12.762
	4	B	1:08.382	17.920	28.909	21.553	110.1	5:21.144
	5	B	1:07.023	18.345	28.828	19.850	112.4	6:28.167
	6	B	1:09.796	20.885	29.033	19.878	107.9	7:37.963
	7	B	1:07.323	17.662	29.715	19.946	111.9	8:45.286
	8	B	1:06.289	17.785	28.668	19.836	113.6	9:51.575
	9	B	1:12.560 B	18.190	29.607	24.763	103.8	11:04.135
	10	B	8:07.068	7:14.040	33.045	19.983	15.5	19:11.203
	11	B	1:08.748	18.105	29.423	21.220	109.5	20:19.951
	12	B	1:08.468	18.553	29.431	20.484	110.0	21:28.419
	13	B	1:07.409	18.256	29.048	20.105	111.7	22:35.828
	14	B	1:12.647	18.285	34.169	20.193	103.7	23:48.475
	15	B	1:07.131	18.132	28.981	20.018	112.2	24:55.606
	16	B	1:07.734	18.214	29.243	20.277	111.2	26:03.340

55	Antonio Felix DA COSTA		PRT					
	Team Aguri		SRT01-e					
	1	B	14:45.296	...	31.883	21.042	8.5	14:45.296
	2	B	1:07.605	18.507	29.098	20.000	111.4	15:52.901
	3	B	1:07.427	18.721	29.014	19.692	111.7	17:00.328
	4	B	1:06.086	17.977	28.488	19.621	114.0	18:06.414
	5	B	1:06.373	17.845	28.829	19.699	113.5	19:12.787
	6	B	1:06.280	17.773	28.626	19.881	113.6	20:19.067
	7	B	1:07.858	17.910	29.312	20.636	111.0	21:26.925
	8	B	1:08.368	18.769	29.278	20.321	110.2	22:35.293
	9	B	1:08.041	18.457	29.294	20.290	110.7	23:43.334
	10	B	1:07.365	18.310	28.950	20.105	111.8	24:50.699
	11	B	1:12.700 B	17.922	30.263	24.515	103.6	26:03.399
	12	B	14:38.832	...	30.440	19.717	8.6	40:42.231
	13	B	1:06.413	17.589	29.096	19.728	113.4	41:48.644
	14	B	1:05.465	17.520	28.448	19.497	115.0	42:54.109
	15	B	1:08.360	18.421	29.290	20.649	110.2	44:02.469
16	B	1:07.996	19.003	29.055	19.938	110.8	45:10.465	

66	Daniel ABT		DEU					
	ABT Schaeffler Audi Sport		ABT Schaeffler FE01					
	1	B	1:22.603	27.997	33.744	20.862	91.2	1:22.603
	2	B	1:08.783	18.786	29.937	20.060	109.5	2:31.386
	3	B	1:08.087	18.389	29.814	19.884	110.6	3:39.473
	4	B	1:07.283	18.074	29.461	19.748	111.9	4:46.756
	5	B	1:06.843	18.028	29.020	19.795	112.7	5:53.599
	6	B	1:08.626	17.858	28.901	21.867	109.7	7:02.225
	7	B	1:07.159	18.546	28.860	19.753	112.1	8:09.384
	8	B	1:06.774	18.008	28.874	19.892	112.8	9:16.158
	9	B	1:06.444	17.930	28.924	19.590	113.3	10:22.602
	10	B	1:06.187	17.785	28.779	19.623	113.8	11:28.789
	11	B	1:06.938	17.746	28.973	20.219	112.5	12:35.727
	12	B	1:07.040	18.155	28.979	19.906	112.3	13:42.767
	13	B	1:16.079 B	19.869	30.896	25.314	99.0	14:58.846
	14	A	8:00.363	7:07.673	31.027	21.663	15.7	22:59.209
	15	A	1:08.144	18.761	29.297	20.086	110.5	24:07.353
	16	A	1:07.591	18.764	29.066	19.761	111.4	25:14.944
	17	A	1:07.793	18.617	29.363	19.813	111.1	26:22.737
	18	A	1:08.679	18.362	29.282	21.035	109.7	27:31.416
	19	A	1:07.469	18.460	29.087	19.922	111.6	28:38.885
	20	A	1:05.733	17.624	28.526	19.583	114.6	29:44.618
	21	A	1:05.188	17.461	28.385	19.342	115.5	30:49.806
	22	A	1:10.885	17.622	31.362	21.901	106.2	32:00.691
	23	A	1:08.999	17.453	31.634	19.912	109.1	33:09.690
	24	A	1:06.816	17.473	29.802	19.541	112.7	34:16.506
25	A	1:58.862 B	20.044	54.959	43.859	63.4	36:15.368	
26	B	9:07.773	8:16.924	30.784	20.065	13.7	45:23.141	

77	Salvador DURAN		MEX	
	Team Aguri		SRT01-e	



FIA Formula E Championship

Round 5 - Mexico ePrix

Non Qualifying Practice 1

Analysis

Official Timekeeper TAG Heuer

Lap	C	Time	Sector 1	Sector 2	Sector 3	Kph	Elapsed	Lap	Time	Sector 1	Sector 2	Sector 3	Kph	Elapsed	
1	A	1:40.780	47.652	32.356	20.772	74.7	1:40.780	24	A	1:26.837 B	18.310	29.611	38.916	86.7	35:06.496
2	A	1:10.070	18.876	30.899	20.295	107.5	2:50.850	25	A	5:02.452	4:10.924	31.308	20.220	24.9	40:08.948
3	A	1:08.282	18.500	30.004	19.778	110.3	3:59.132	26	A	1:07.459	18.342	29.273	19.844	111.6	41:16.407
4	A	1:10.255	18.119	30.350	21.786	107.2	5:09.387	27	A	1:07.921	18.382	29.461	20.078	110.9	42:24.328
5	A	1:13.390	20.820	32.370	20.200	102.6	6:22.777	28	A	1:07.537	18.315	29.287	19.935	111.5	43:31.865
6	A	1:07.117	17.924	29.449	19.744	112.2	7:29.894	29	A	1:09.953	18.471	31.354	20.128	107.7	44:41.818
7	A	1:06.583	17.767	29.127	19.689	113.1	8:36.477	30	A	1:09.188	18.413	30.716	20.059	108.9	45:51.006
8	A	1:14.196 B	17.896	29.419	26.881	101.5	9:50.673								
9	A	4:39.184	3:45.259	33.461	20.464	27.0	14:29.857								
10	A	1:12.945	19.329	33.468	20.148	103.2	15:42.802								
11	A	1:08.048	18.144	29.441	20.463	110.7	16:50.850								
12	A	1:08.150	18.508	29.698	19.944	110.5	17:59.000								
13	A	1:08.362	18.634	29.942	19.786	110.2	19:07.362								
14	A	1:07.510	18.138	29.298	20.074	111.6	20:14.872								
15	A	1:19.326 B	18.698	32.373	28.255	94.9	21:34.198								
16	B	4:41.916	3:51.061	30.763	20.092	26.7	26:16.114								
17	B	1:07.907	18.234	29.672	20.001	110.9	27:24.021								
18	B	1:07.217	18.022	29.111	20.084	112.0	28:31.238								
19	B	1:06.797	18.009	28.953	19.835	112.7	29:38.035								
20	B	1:07.269	18.011	29.252	20.006	112.0	30:45.304								
21	B	1:06.893	17.801	29.246	19.846	112.6	31:52.197								
22	B	1:06.361	17.861	28.739	19.761	113.5	32:58.558								
23	B	1:09.838	17.868	31.776	20.194	107.8	34:08.396								
24	B	1:40.855 B	17.945	38.414	44.496	74.7	35:49.251								
25	B	2:46.677	1:56.967	29.451	20.259	45.2	38:35.928								
26	B	1:06.204	17.903	28.757	19.544	113.8	39:42.132								
27	B	1:07.704	17.722	30.078	19.904	111.2	40:49.836								
28	B	1:06.668	17.778	29.183	19.707	113.0	41:56.504								
29	B	1:11.701	21.301	30.405	19.995	105.0	43:08.205								
30	B	1:05.944	17.664	28.690	19.590	114.2	44:14.149								
31	B	1:06.126	17.605	28.828	19.693	113.9	45:20.275								

88	Oliver TURVEY	GBR					
NEXTEV TCR Formula E Team		NEXTEV TCR FormulaE 001					
1	B	2:07.057	1:11.896	33.530	21.631	59.3	2:07.057
2	B	1:10.425	19.641	30.562	20.222	106.9	3:17.482
3	B	1:08.102	18.675	29.337	20.090	110.6	4:25.584
4	B	1:08.378	18.524	29.838	20.016	110.1	5:33.962
5	B	1:07.592	18.479	29.055	20.058	111.4	6:41.554
6	B	1:07.404	18.247	29.290	19.867	111.7	7:48.958
7	B	1:07.409	18.190	29.162	20.057	111.7	8:56.367
8	B	1:07.482	18.033	29.339	20.110	111.6	10:03.849
9	B	1:07.551	18.184	29.351	20.016	111.5	11:11.400
10	B	1:07.089	18.077	29.095	19.917	112.3	12:18.489
11	B	1:07.270	17.950	29.177	20.143	112.0	13:25.759
12	B	1:07.104	18.051	29.024	20.029	112.2	14:32.863
13	B	1:09.096	18.225	30.663	20.208	109.0	15:41.959
14	B	1:11.083	18.030	32.070	20.983	105.9	16:53.042
15	B	1:07.930	18.135	29.524	20.271	110.9	18:00.972
16	B	1:13.854 B	18.457	30.366	25.031	102.0	19:14.826
17	A	7:34.841	6:40.176	31.833	22.832	16.6	26:49.667
18	A	1:10.422	18.364	31.588	20.470	106.9	28:00.089
19	A	1:05.067	17.320	28.466	19.281	115.7	29:05.156
20	A	1:11.827	19.194	32.120	20.513	104.9	30:16.983
21	A	1:07.228	18.134	29.005	20.089	112.0	31:24.211
22	A	1:07.469	18.172	29.306	19.991	111.6	32:31.680
23	A	1:07.979	18.370	29.554	20.055	110.8	33:39.659