

ILMC
6 HOURS OF ZHUHAI
Free Practice 2
Provisional Classification

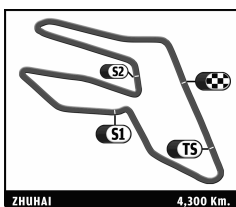
Nr.	Team	Drivers	Car	Cl	Ty	Time	Lap	Total	Gap	Kph
1	8 Peugeot Sport Total	F. Montagny / S. Sarrazin	Peugeot 908	LM P1	M	1:23.321	16	27	-	185.8
2	7 Peugeot Sport Total	S. Bourdais / A. Davidson	Peugeot 908	LM P1	M	1:23.504	3	33	+0.183	185.4
3	2 Audi Sport Team Joest	T. Kristensen / A. McNish	Audi R18 TDI	LM P1	M	1:23.860	26	32	+0.539	184.6
4	1 Audi Sport Team Joest	T. Bernhard / M. Fässler	Audi R18 TDI	LM P1	M	1:24.389	5	30	+1.068	183.4
5	24 Oak Racing	J. Nicolet / A. Premat / O. Pla	Oak Pescarolo - Judd	LM P1	D	1:25.096	14	30	+1.775	181.9
6	12 Rebellion Racing	N. Jani / N. Prost	Lola B10/60 Coupé - Toyota	LM P1	M	1:25.929	15	27	+2.608	180.1
7	15 Oak Racing	M. Lahaye / G. Moreau / P. Ragues	Oak Pescarolo - Judd	LM P1	D	1:26.322	24	28	+3.001	179.3
8	007 Aston Martin Racing	A. Meyrick / S. Mücke / H. Primat	Lola Aston Martin	LM P1	M	1:27.747	7	32	+4.426	176.4
9	26 Signatech Nissan	F. Mailloux / L. Ordofiez / J. Vernay	Oreca 03 - Nissan	LM P2	D	1:29.937	20	25	+6.616	172.1
10	23 Tokai Univ Ykg Power	M. Shogo / Y. Naoki	Courage-Oreca LC70	LM P1	Y	1:31.550	15	23	+8.229	169.1
11	35 Oak Racing	P. Lafargue / F. Da Rocha	Oak Pescarolo - Judd	LM P2	D	1:32.522	3	30	+9.201	167.3
12	55 BMW Motorsport	A. Farfus / J. Müller	BMW M3	LM GTE Pro	D	1:34.508	24	24	+11.187	163.8
13	90 Ptrs Racing	W. Chen / Z. Shanqi	Formula Le Mans - Oreca - 09	FLM	M	1:34.686	11	24	+11.365	163.5
14	56 BMW Motorsport	A. Priaux / U. Alzen	BMW M3	LM GTE Pro	D	1:35.121	7	26	+11.800	162.7
15	51 AF Corse	G. Fisichella / G. Bruni	Ferrari F458 Italia	LM GTE Pro	M	1:35.716	22	26	+12.395	161.7
16	57 Krohn Racing	T. Krohn / N. Jönsson / M. Rugolo	Ferrari F430	LM GTE Am	D	1:35.735	6	24	+12.414	161.7
17	96 Team AMG	C. Cheng / L. Arnold / M. Häkkinen	Mercedes SLS AMG GT3	GTC	M	1:35.788	22	27	+12.467	161.6
18	59 Luxury Racing	S. Ortelli / F. Makowiecki	Ferrari F458 Italia	LM GTE Pro	M	1:35.971	6	19	+12.650	161.3
19	50 Larbre Competition	P. Bornhauser / J. Canal / O. Beretta	Corvette C6-ZR1	LM GTE Am	M	1:36.235	3	29	+12.914	160.9
20	58 Luxury Racing	A. Beltoise / D. Farnbacher / R. Firman	Ferrari F458 Italia	LM GTE Pro	M	1:36.315	27	27	+12.994	160.7
21	62 CRS Racing	P. Ehret / T. Mullen / R. Wills	Ferrari F430	LM GTE Am	M	1:36.539	26	26	+13.218	160.3
22	60 Gulf AMR Middle East	F. Giroix / R. Goethe	Aston Martin Vantage	LM GTE Am	D	1:37.003	8	23	+13.682	159.6
23	98 Audi Sport C Racing	E. Mortara / D. O'Young / A. Imperatori	Audi R8 LMS	GTC	M	1:37.255	15	21	+13.934	159.2
24	63 Proton Competition	R. Lietz / C. Ried / G. Roda	Porsche 911 RSR (997)	LM GTE Am	M	1:37.842	14	27	+14.521	158.2
25	61 AF Corse	M. Cioci / P. Ma	Ferrari F430	LM GTE Am	M	1:38.200	22	23	+14.879	157.6
26	65 Lotus Jetalliance	J. Rossiter / J. Mowlem / D. Heinemeier	Lotus Evora	LM GTE Pro	M	1:38.296	9	14	+14.975	157.5
27	97 Audi Race Experience	F. Gruber / J. Lee / H. Tak Mak	Audi R8 LMS	GTC	M	1:38.988	25	25	+15.667	156.4
28	94 Hitotsuyama Racing	A. Tsuzuki / M. Kim / C. Van Dam	Audi R8 LMS	GTC	Y	1:39.103	18	25	+15.782	156.2
29	64 Lotus Jetalliance	O. Slingerland / M. Rich / R. Rasmussen	Lotus Evora	LM GTE Pro	M	1:40.739	7	21	+17.418	153.7

Fastest Lap	Lap 16	Franck Montagny	1:23.321	185.8 Kph
--------------------	--------	-----------------	-----------------	-----------

Published at:

Track Status: **DRY**

Race Director:	Timekeeper:
-----------------------	--------------------



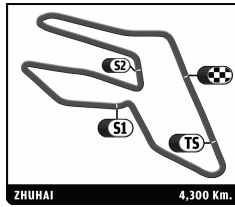
ILMC
6 HOURS OF ZHUHAI
 Free Practice 2
 Provisional Classification by Class

Nr.	Team	Drivers	Car	Ty	Time	Lap	Total	Gap	Kph
LM P1									
1	8 Peugeot Sport Total	F. Montagny / S. Sarrazin	Peugeot 908	M	1:23.321	16	27		185.8
2	7 Peugeot Sport Total	S. Bourdais / A. Davidson	Peugeot 908	M	1:23.504	3	33	+0.183	+0.183 185.4
3	2 Audi Sport Team Joest	T. Kristensen / A. McNish	Audi R18 TDI	M	1:23.860	26	32	+0.539	+0.356 184.6
4	1 Audi Sport Team Joest	T. Bernhard / M. Fassler	Audi R18 TDI	M	1:24.389	5	30	+1.068	+0.529 183.4
5	24 Oak Racing	J. Nicolet / A. Premat / O. Pla	Oak Pescarolo - Judd	D	1:25.096	14	30	+1.775	+0.707 181.9
6	12 Rebellion Racing	N. Jani / N. Prost	Lola B10/60 Coupé - Toyota	M	1:25.929	15	27	+2.608	+0.833 180.1
7	15 Oak Racing	M. Lahaye / G. Moreau / P. Ragues	Oak Pescarolo - Judd	D	1:26.322	24	28	+3.001	+0.393 179.3
8	007 Aston Martin Racing	A. Meyrick / S. Mücke / H. Primat	Lola Aston Martin	M	1:27.747	7	32	+4.426	+1.425 176.4
9	23 Tokai Univ Ygk Power	M. Shogo / Y. Naoki	Courage-Oreca LC70	Y	1:31.550	15	23	+8.229	+3.803 169.1
LM P2									
1	26 Signatech Nissan	F. Maillieux / L. Ordóñez / J. Vernay	Oreca 03 - Nissan	D	1:29.937	20	25		172.1
2	35 Oak Racing	P. Lafargue / F. Da Rocha	Oak Pescarolo - Judd	D	1:32.522	3	30	+2.585	+2.585 167.3
LM GTE Pro									
1	55 BMW Motorsport	A. Farfus / J. Müller	BMW M3	D	1:34.508	24	24		163.8
2	56 BMW Motorsport	A. Priaux / U. Alzen	BMW M3	D	1:35.121	7	26	+0.613	+0.613 162.7
3	51 AF Corse	G. Fisichella / G. Bruni	Ferrari F458 Italia	M	1:35.716	22	26	+1.208	+0.595 161.7
4	59 Luxury Racing	S. Ortelli / F. Makowiecki	Ferrari F458 Italia	M	1:35.971	6	19	+1.463	+0.255 161.3
5	58 Luxury Racing	A. Beltoise / D. Farnbacher / R. Firman	Ferrari F458 Italia	M	1:36.315	27	27	+1.807	+0.344 160.7
6	65 Lotus Jetalliance	J. Rossiter / J. Mowlem / D. Heinemeier	Lotus Evora	M	1:38.296	9	14	+3.788	+1.981 157.5
7	64 Lotus Jetalliance	O. Slingerland / M. Rich / R. Rasmussen	Lotus Evora	M	1:40.739	7	21	+6.231	+2.443 153.7
LM GTE Am									
1	57 Krohn Racing	T. Krohn / N. Jönsson / M. Rugolo	Ferrari F430	D	1:35.735	6	24		161.7
2	50 Larbre Competition	P. Bornhauser / J. Canal / O. Beretta	Corvette C6-ZR1	M	1:36.235	3	29	+0.500	+0.500 160.9
3	62 CRS Racing	P. Ehret / T. Mullen / R. Wills	Ferrari F430	M	1:36.539	26	26	+0.804	+0.304 160.3
4	60 Gulf AMR Middle East	F. Giroix / R. Goethe	Aston Martin Vantage	D	1:37.003	8	23	+1.268	+0.464 159.6
5	63 Proton Competition	R. Lietz / C. Ried / G. Roda	Porsche 911 RSR (997)	M	1:37.842	14	27	+2.107	+0.839 158.2
6	61 AF Corse	M. Cioci / P. Ma	Ferrari F430	M	1:38.200	22	23	+2.465	+0.358 157.6
FLM									
1	90 Ptrs Racing	W. Chen / Z. Shanqi	Formula Le Mans - Oreca - 09	M	1:34.686	11	24		163.5
GTC									
1	96 Team AMG	C. Cheng / L. Arnold / M. Häkkinen	Mercedes SLS AMG GT3	M	1:35.788	22	27		161.6
2	98 Audi Sport C Racing	E. Mortara / D. O'Young / A. Imperatori	Audi R8 LMS	M	1:37.255	15	21	+1.467	+1.467 159.2
3	97 Audi Race Experience	F. Gruber / J. Lee / H. Tak Mak	Audi R8 LMS	M	1:38.988	25	25	+3.200	+1.733 156.4
4	94 Hitotsuyama Racing	A. Tsuzuki / M. Kim / C. Van Dam	Audi R8 LMS	Y	1:39.103	18	25	+3.315	+0.115 156.2

Published at:

Track Status: **DRY**

Race Director:	Timekeeper:
----------------	-------------

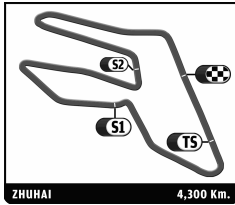


ILMC
6 HOURS OF ZHUHAI
After Free Practice 2

Amended

Provisional Classification by Driver Fastest Lap

Nr	Team	Car	Class	Driver	Session 1		Session 2		Time	Gap	Kph
					Time	Laps	Time	Laps			
1	8 Peugeot Sport Total	Peugeot 908	LM P1	Stephane Sarrazin	1:21.999	47			1:21.999		188.8
2	7 Peugeot Sport Total	Peugeot 908	LM P1	Sebastien Bourdais	1:22.495	46			1:22.495	0.496	187.6
3	8 Peugeot Sport Total	Peugeot 908	LM P1	Franck Montagny			1:23.321	27	1:23.321	1.322	185.8
4	7 Peugeot Sport Total	Peugeot 908	LM P1	Anthony Davidson	1:24.716	8	1:23.504	33	1:23.504	1.505	185.4
5	2 Audi Sport Team Joest	Audi R18 TDI	LM P1	Tom Kristensen	1:23.608	32	1:23.860	16	1:23.608	1.609	185.1
6	1 Audi Sport Team Joest	Audi R18 TDI	LM P1	Marcel Fässler	1:24.312	31	1:25.739	14	1:24.312	2.313	183.6
7	1 Audi Sport Team Joest	Audi R18 TDI	LM P1	Timo Bernhard	1:25.728	23	1:24.389	16	1:24.389	2.390	183.4
8	2 Audi Sport Team Joest	Audi R18 TDI	LM P1	Allan McNish	1:24.808	22	1:24.623	16	1:24.623	2.624	182.9
9	24 Oak Racing	Oak Pescarolo - Judd	LM P1	Olivier Pla	1:26.792	7	1:25.096	15	1:25.096	3.097	181.9
10	12 Rebellion Racing	Lola B10/60 Coupé - Toyota	LM P1	Neel Jani	1:25.533	29	1:27.573	6	1:25.533	3.534	181.0
11	12 Rebellion Racing	Lola B10/60 Coupé - Toyota	LM P1	Nicolas Prost	1:28.217	5	1:25.929	21	1:25.929	3.930	180.1
12	15 Oak Racing	Oak Pescarolo - Judd	LM P1	Guillaume Moreau	1:25.973	24			1:25.973	3.974	180.1
13	007 Aston Martin Racing	Lola Aston Martin	LM P1	Stefan Mücke	1:26.020	18			1:26.020	4.021	180.0
14	15 Oak Racing	Oak Pescarolo - Judd	LM P1	Matthieu Lahaye	1:27.800	7	1:26.322	8	1:26.322	4.323	179.3
15	24 Oak Racing	Oak Pescarolo - Judd	LM P1	Alexandre Prunet	1:26.324	15			1:26.324	4.325	179.3
16	15 Oak Racing	Oak Pescarolo - Judd	LM P1	Pierre Ragues	1:28.081	10	1:27.063	20	1:27.063	5.064	177.8
17	007 Aston Martin Racing	Lola Aston Martin	LM P1	Harold Primat	1:27.550	18	1:27.747	16	1:27.550	5.551	176.8
18	007 Aston Martin Racing	Lola Aston Martin	LM P1	Andy Meyrick			1:27.780	16	1:27.780	5.781	176.3
19	24 Oak Racing	Oak Pescarolo - Judd	LM P1	Jacques Nicolet	1:28.955	15	1:28.103	15	1:28.103	6.104	175.7
20	26 Signatech Nissan	Oreca 03 - Nissan	LM P2	Lucas Ordóñez	1:30.309	25	1:29.937	9	1:29.937	7.938	172.1
21	26 Signatech Nissan	Oreca 03 - Nissan	LM P2	Franck Mailleux			1:30.377	16	1:30.377	8.378	171.3
22	26 Signatech Nissan	Oreca 03 - Nissan	LM P2	Jean-Karl Vernay	1:30.542	16			1:30.542	8.543	171.0
23	23 Tokai Univ Ygk Power	Courage-Oreca LC70	LM P1	Mitsuyama Shogo	1:34.042	9	1:31.550	3	1:31.550	9.551	169.1
24	35 Oak Racing	Oak Pescarolo - Judd	LM P2	Patrice Lafargue	1:32.820	15	1:32.522	16	1:32.522	10.523	167.3
25	35 Oak Racing	Oak Pescarolo - Judd	LM P2	Frederic Da Rocha	1:32.885	26	1:32.706	14	1:32.706	10.707	167.0
26	23 Tokai Univ Ygk Power	Courage-Oreca LC70	LM P1	Yokomizo Naoki		2	1:32.762	20	1:32.762	10.763	166.9
27	55 BMW Motorsport	BMW M3	LM GTE Pro	Augusto Farfus	1:35.339	19	1:34.508	10	1:34.508	12.509	163.8
28	55 BMW Motorsport	BMW M3	LM GTE Pro	Jörg Müller	1:34.680	18	1:35.086	14	1:34.680	12.681	163.5
29	90 Ptrs Racing	Formula Le Mans - Oreca - 09	FLM	Zhang Shanqi			1:34.686	12	1:34.686	12.687	163.5
30	56 BMW Motorsport	BMW M3	LM GTE Pro	Andy Priaux	1:35.108	20	1:35.121	12	1:35.108	13.109	162.8
31	56 BMW Motorsport	BMW M3	LM GTE Pro	Uwe Alzen	1:35.409	18	1:35.701	14	1:35.409	13.410	162.2
32	59 Luxury Racing	Ferrari F458 Italia	LM GTE Pro	Frederic Makowiecki	1:35.519	15	1:36.693	12	1:35.519	13.520	162.1
33	51 AF Corse	Ferrari F458 Italia	LM GTE Pro	Giancarlo Fisichella	1:35.968	30	1:35.716	26	1:35.716	13.717	161.7
34	57 Krohn Racing	Ferrari F430	LM GTE Am	Niclas Jönsson	1:35.736	21	1:35.735	11	1:35.735	13.736	161.7
35	96 Team AMG	Mercedes SLS AMG GT3	GTC	Lance David Arnold	1:37.131	11	1:35.788	14	1:35.788	13.789	161.6
36	90 Ptrs Racing	Formula Le Mans - Oreca - 09	FLM	Wei Liang Chen	1:35.814	6	1:37.882	12	1:35.814	13.815	161.6
37	59 Luxury Racing	Ferrari F458 Italia	LM GTE Pro	Stephane Orelli	1:36.232	14	1:35.971	7	1:35.971	13.972	161.3
38	62 CRS Racing	Ferrari F430	LM GTE Am	Tim Mullen	1:36.178	8			1:36.178	14.179	161.0
39	50 Larbre Competition	Corvette C6-ZR1	LM GTE Am	Julien Canal	1:37.908	9	1:36.235	8	1:36.235	14.236	160.9
40	58 Luxury Racing	Ferrari F458 Italia	LM GTE Pro	Ralph Firman	1:36.685	12	1:36.315	12	1:36.315	14.316	160.7
41	60 Gulf AMR Middle East	Aston Martin Vantage	LM GTE Am	Fabien Giroix	1:36.362	7	1:37.003	13	1:36.362	14.363	160.6
42	50 Larbre Competition	Corvette C6-ZR1	LM GTE Am	Olivier Beretta	1:36.370	21	1:36.541	5	1:36.370	14.371	160.6
43	63 Proton Competition	Porsche 911 RSR (997)	LM GTE Am	Richard Lietz	1:36.455	7			1:36.455	14.456	160.5
44	58 Luxury Racing	Ferrari F458 Italia	LM GTE Pro	Anthony Beltoise	1:36.631	13	1:36.481	15	1:36.481	14.482	160.4
45	62 CRS Racing	Ferrari F430	LM GTE Am	Roger Wills	1:38.219	15	1:36.539	12	1:36.539	14.540	160.3
46	96 Team AMG	Mercedes SLS AMG GT3	GTC	Mika Häkkinen	1:37.137	15	1:36.838	7	1:36.838	14.839	159.9
47	51 AF Corse	Ferrari F458 Italia	LM GTE Pro	Gianmaria Bruni	1:36.839	8			1:36.839	14.840	159.9
48	96 Team AMG	Mercedes SLS AMG GT3	GTC	Congfu Cheng	1:36.930	13	1:37.078	6	1:36.930	14.931	159.7
49	61 AF Corse	Ferrari F430	LM GTE Am	Marco Cioci	1:37.130	20			1:37.130	15.131	159.4
50	94 Hitotsuyama Racing	Audi R8 LMS	GTC	Carlo Van Dam	1:37.167	16	1:39.128	5	1:37.167	15.168	159.3
51	58 Luxury Racing	Ferrari F458 Italia	LM GTE Pro	Dominik Farnbacher	1:37.189	11			1:37.189	15.190	159.3
52	98 Audi Sport C Racing	Audi R8 LMS	GTC	Edoardo Mortara	1:38.374	15	1:37.255	11	1:37.255	15.256	159.2
53	98 Audi Sport C Racing	Audi R8 LMS	GTC	Alexandre Imperatori	1:38.032	9	1:37.278	10	1:37.278	15.279	159.1
54	62 CRS Racing	Ferrari F430	LM GTE Am	Pierre Ehret	1:38.741	14	1:37.401	14	1:37.401	15.402	158.9
55	50 Larbre Competition	Corvette C6-ZR1	LM GTE Am	Patrick Bornhauser			1:37.428	16	1:37.428	15.429	158.9
56	97 Audi Race Experience	Audi R8 LMS	GTC	Florian Gruber	1:37.473	25	1:38.988	5	1:37.473	15.474	158.8



ILMC
6 HOURS OF ZHUHAI
 After Free Practice 2

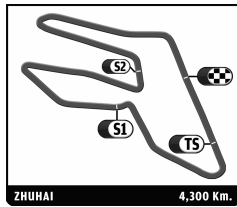
Amended

Provisional Classification by Driver Fastest Lap

Nr	Team	Car	Class	Driver	Session 1		Session 2		Gap	Kph	
					Time	Laps	Time	Laps			
57	98 Audi Sport C Racing	Audi R8 LMS	GTC	Darryl O'Young	1:37.616	12			1:37.616	15.617	158.6
58	63 Proton Competition	Porsche 911 RSR (997)	LM GTE Am	Gianluca Roda			1:37.842	15	1:37.842	15.843	158.2
59	63 Proton Competition	Porsche 911 RSR (997)	LM GTE Am	Christian Ried			1:37.972	12	1:37.972	15.973	158.0
60	65 Lotus Jetalliance	Lotus Evora	LM GTE Pro	James Rossiter	1:38.154	7			1:38.154	16.155	157.7
61	61 AF Corse	Ferrari F430	LM GTE Am	Philip Ma	1:43.105	7	1:38.200	23	1:38.200	16.201	157.6
62	65 Lotus Jetalliance	Lotus Evora	LM GTE Pro	Johnny Mowlem	1:38.739	9	1:38.296	14	1:38.296	16.297	157.5
63	94 Hitotsuyama Racing	Audi R8 LMS	GTC	Akihiro Suzuki	1:39.052	14	1:39.103	9	1:39.052	17.053	156.3
64	64 Lotus Jetalliance	Lotus Evora	LM GTE Pro	Martin Rich	1:39.147	12	1:40.739	8	1:39.147	17.148	156.1
65	65 Lotus Jetalliance	Lotus Evora	LM GTE Pro	David Heinemeier	1:39.642	7			1:39.642	17.643	155.4
66	57 Krohn Racing	Ferrari F430	LM GTE Am	Tracy Krohn	1:40.137	15	1:39.734	13	1:39.734	17.735	155.2
67	94 Hitotsuyama Racing	Audi R8 LMS	GTC	Michael Kim	1:39.759	8	1:40.502	11	1:39.759	17.760	155.2
68	60 Gulf AMR Middle East	Aston Martin Vantage	LM GTE Am	Roald Goethe	1:39.900	25	1:41.224	10	1:39.900	17.901	155.0
69	97 Audi Race Experience	Audi R8 LMS	GTC	Jeffrey Lee			1:39.981	20	1:39.981	17.982	154.8
70	97 Audi Race Experience	Audi R8 LMS	GTC	Hing Tak Mak	1:41.649	13			1:41.649	19.650	152.3
71	64 Lotus Jetalliance	Lotus Evora	LM GTE Pro	Oskar Slingerland	1:45.481	12	1:42.325	13	1:42.325	20.326	151.3
72	64 Lotus Jetalliance	Lotus Evora	LM GTE Pro	Rene Rasmussen	1:42.745	6			1:42.745	20.746	150.7
73	57 Krohn Racing	Ferrari F430	LM GTE Am	Michele Rugolo							

Published at:

Race Director:	Timekeeper:
-----------------------	--------------------



ILMC

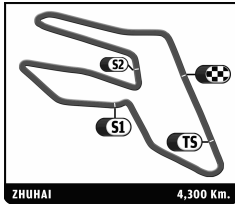
6 HOURS OF ZHUHAI

After Free Practice 2

Amended

Provisional Classification by Driver And Class Fastest Lap

Nr	Team	Car	Class	Driver	Time	Laps	Gap	Kph	Session
LM P1									
1	8 Peugeot Sport Total	Peugeot 908	LM P1	Stephane Sarrazin	1:21.999	47		188.8	Free Practice 1
2	7 Peugeot Sport Total	Peugeot 908	LM P1	Sebastien Bourdais	1:22.495	46	0.496	187.6	Free Practice 1
3	8 Peugeot Sport Total	Peugeot 908	LM P1	Franck Montagny	1:23.321	27	1.322	185.8	Free Practice 2
4	7 Peugeot Sport Total	Peugeot 908	LM P1	Anthony Davidson	1:23.504	41	1.505	185.4	Free Practice 2
5	2 Audi Sport Team Joest	Audi R18 TDI	LM P1	Tom Kristensen	1:23.608	48	1.609	185.1	Free Practice 1
6	1 Audi Sport Team Joest	Audi R18 TDI	LM P1	Marcel Fässler	1:24.312	45	2.313	183.6	Free Practice 1
7	1 Audi Sport Team Joest	Audi R18 TDI	LM P1	Timo Bernhard	1:24.389	39	2.390	183.4	Free Practice 2
8	2 Audi Sport Team Joest	Audi R18 TDI	LM P1	Allan McNish	1:24.623	38	2.624	182.9	Free Practice 2
9	24 Oak Racing	Oak Pescarolo - Judd	LM P1	Olivier Pla	1:25.096	22	3.097	181.9	Free Practice 2
10	12 Rebellion Racing	Lola B10/60 Coupé - Toyota	LM P1	Neel Jani	1:25.533	35	3.534	181.0	Free Practice 1
11	12 Rebellion Racing	Lola B10/60 Coupé - Toyota	LM P1	Nicolas Prost	1:25.929	26	3.930	180.1	Free Practice 2
12	15 Oak Racing	Oak Pescarolo - Judd	LM P1	Guillaume Moreau	1:25.973	24	3.974	180.1	Free Practice 1
13	007 Aston Martin Racing	Lola Aston Martin	LM P1	Stefan Mücke	1:26.020	18	4.021	180.0	Free Practice 1
14	15 Oak Racing	Oak Pescarolo - Judd	LM P1	Mathieu Lahaye	1:26.322	15	4.323	179.3	Free Practice 2
15	24 Oak Racing	Oak Pescarolo - Judd	LM P1	Alexandre Premat	1:26.324	15	4.325	179.3	Free Practice 1
16	15 Oak Racing	Oak Pescarolo - Judd	LM P1	Pierre Ragues	1:27.063	30	5.064	177.8	Free Practice 2
17	007 Aston Martin Racing	Lola Aston Martin	LM P1	Harold Primat	1:27.550	34	5.551	176.8	Free Practice 1
18	007 Aston Martin Racing	Lola Aston Martin	LM P1	Andy Meyrick	1:27.780	16	5.781	176.3	Free Practice 2
19	24 Oak Racing	Oak Pescarolo - Judd	LM P1	Jacques Nicolet	1:28.103	30	6.104	175.7	Free Practice 2
20	23 Tokai Univ Ygk Power	Courage-Oreca LC70	LM P1	Mitsuyama Shogo	1:31.550	12	9.551	169.1	Free Practice 2
21	23 Tokai Univ Ygk Power	Courage-Oreca LC70	LM P1	Yokomizo Naoki	1:32.762	22	10.763	166.9	Free Practice 2
LM P2									
1	26 Signatech Nissan	Oreca 03 - Nissan	LM P2	Lucas Ordóñez	1:29.937	34		172.1	Free Practice 2
2	26 Signatech Nissan	Oreca 03 - Nissan	LM P2	Franck Mailleux	1:30.377	16	0.440	171.3	Free Practice 2
3	26 Signatech Nissan	Oreca 03 - Nissan	LM P2	Jean-Karl Vernay	1:30.542	16	0.605	171.0	Free Practice 1
4	35 Oak Racing	Oak Pescarolo - Judd	LM P2	Patrice Lafargue	1:32.522	31	2.585	167.3	Free Practice 2
5	35 Oak Racing	Oak Pescarolo - Judd	LM P2	Frederic Da Rocha	1:32.706	40	2.769	167.0	Free Practice 2
LM GTE Pro									
1	55 BMW Motorsport	BMW M3	LM GTE Pro	Augusto Farfus	1:34.508	29		163.8	Free Practice 2
2	55 BMW Motorsport	BMW M3	LM GTE Pro	Jörg Müller	1:34.680	32	0.172	163.5	Free Practice 1
3	56 BMW Motorsport	BMW M3	LM GTE Pro	Andy Priaux	1:35.108	32	0.600	162.8	Free Practice 1
4	56 BMW Motorsport	BMW M3	LM GTE Pro	Uwe Alzen	1:35.409	32	0.901	162.2	Free Practice 1
5	59 Luxury Racing	Ferrari F458 Italia	LM GTE Pro	Frederic Makowiecki	1:35.519	27	1.011	162.1	Free Practice 1
6	51 AF Corse	Ferrari F458 Italia	LM GTE Pro	Giancarlo Fisichella	1:35.716	56	1.208	161.7	Free Practice 2
7	59 Luxury Racing	Ferrari F458 Italia	LM GTE Pro	Stéphane Ortelli	1:35.971	21	1.463	161.3	Free Practice 2
8	58 Luxury Racing	Ferrari F458 Italia	LM GTE Pro	Ralph Firman	1:36.315	24	1.807	160.7	Free Practice 2
9	58 Luxury Racing	Ferrari F458 Italia	LM GTE Pro	Anthony Beltoise	1:36.481	28	1.973	160.4	Free Practice 2
10	51 AF Corse	Ferrari F458 Italia	LM GTE Pro	Gianmaria Bruni	1:36.839	8	2.331	159.9	Free Practice 1
11	58 Luxury Racing	Ferrari F458 Italia	LM GTE Pro	Dominik Farnbacher	1:37.189	11	2.681	159.3	Free Practice 1
12	65 Lotus Jetalliance	Lotus Evora	LM GTE Pro	James Rossiter	1:38.154	7	3.646	157.7	Free Practice 1
13	65 Lotus Jetalliance	Lotus Evora	LM GTE Pro	Johnny Mowlem	1:38.296	23	3.788	157.5	Free Practice 2
14	64 Lotus Jetalliance	Lotus Evora	LM GTE Pro	Martin Rich	1:39.147	20	4.639	156.1	Free Practice 1
15	65 Lotus Jetalliance	Lotus Evora	LM GTE Pro	David Heinemeier	1:39.642	7	5.134	155.4	Free Practice 1
16	64 Lotus Jetalliance	Lotus Evora	LM GTE Pro	Oskar Slingerland	1:42.325	25	7.817	151.3	Free Practice 2
17	64 Lotus Jetalliance	Lotus Evora	LM GTE Pro	Rene Rasmussen	1:42.745	6	8.237	150.7	Free Practice 1
LM GTE Am									
1	57 Krohn Racing	Ferrari F430	LM GTE Am	Niclas Jönsson	1:35.735	32		161.7	Free Practice 2
2	62 CRS Racing	Ferrari F430	LM GTE Am	Tim Mullen	1:36.178	8	0.443	161.0	Free Practice 1
3	50 Larbre Competition	Corvette C6-ZR1	LM GTE Am	Julien Canal	1:36.235	17	0.500	160.9	Free Practice 2
4	60 Gulf AMR Middle East	Aston Martin Vantage	LM GTE Am	Fabien Giroix	1:36.362	20	0.627	160.6	Free Practice 1
5	50 Larbre Competition	Corvette C6-ZR1	LM GTE Am	Olivier Beretta	1:36.370	26	0.635	160.6	Free Practice 1
6	63 Proton Competition	Porsche 911 RSR (997)	LM GTE Am	Richard Lietz	1:36.455	7	0.720	160.5	Free Practice 1
7	62 CRS Racing	Ferrari F430	LM GTE Am	Roger Wills	1:36.539	27	0.804	160.3	Free Practice 2
8	61 AF Corse	Ferrari F430	LM GTE Am	Marco Cioci	1:37.130	20	1.395	159.4	Free Practice 1
9	62 CRS Racing	Ferrari F430	LM GTE Am	Pierre Ehret	1:37.401	28	1.666	158.9	Free Practice 2
10	50 Larbre Competition	Corvette C6-ZR1	LM GTE Am	Patrick Bornhauser	1:37.428	16	1.693	158.9	Free Practice 2
11	63 Proton Competition	Porsche 911 RSR (997)	LM GTE Am	Gianluca Roda	1:37.842	15	2.107	158.2	Free Practice 2
12	63 Proton Competition	Porsche 911 RSR (997)	LM GTE Am	Christian Ried	1:37.972	12	2.237	158.0	Free Practice 2
13	61 AF Corse	Ferrari F430	LM GTE Am	Philip Ma	1:38.200	30	2.465	157.6	Free Practice 2



ILMC
6 HOURS OF ZHUHAI
 After Free Practice 2

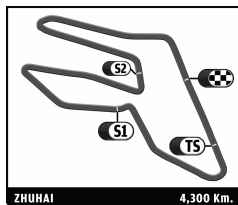
Amended

Provisional Classification by Driver And Class Fastest Lap

Nr	Team	Car	Class	Driver	Time	Laps	Gap	Kph	Session
14	Krohn Racing	Ferrari F430	LM GTE Am	Tracy Krohn	1:39.734	28	3.999	155.2	Free Practice 2
15	Gulf AMR Middle East	Aston Martin Vantage	LM GTE Am	Roald Goethe	1:39.900	35	4.165	155.0	Free Practice 1
1	Krohn Racing	Ferrari F430	LM GTE Am	Michele Rugolo					
FLM									
1	Ptrs Racing	Formula Le Mans - Oreca - 09	FLM	Zhang Shanqi	1:34.686	12		163.5	Free Practice 2
2	Ptrs Racing	Formula Le Mans - Oreca - 09	FLM	Wei Liang Chen	1:35.814	18	1.128	161.6	Free Practice 1
GTC									
1	Team AMG	Mercedes SLS AMG GT3	GTC	Lance David Arnold	1:35.788	25		161.6	Free Practice 2
2	Team AMG	Mercedes SLS AMG GT3	GTC	Mika Häkkinen	1:36.838	22	1.050	159.9	Free Practice 2
3	Team AMG	Mercedes SLS AMG GT3	GTC	Congfu Cheng	1:36.930	19	1.142	159.7	Free Practice 1
4	Hitotsuyama Racing	Audi R8 LMS	GTC	Carlo Van Dam	1:37.167	21	1.379	159.3	Free Practice 1
5	Audi Sport C Racing	Audi R8 LMS	GTC	Edoardo Mortara	1:37.255	26	1.467	159.2	Free Practice 2
6	Audi Sport C Racing	Audi R8 LMS	GTC	Alexandre Imperatori	1:37.278	19	1.490	159.1	Free Practice 2
7	Audi Race Experience	Audi R8 LMS	GTC	Florian Gruber	1:37.473	30	1.685	158.8	Free Practice 1
8	Audi Sport C Racing	Audi R8 LMS	GTC	Darryl O'Young	1:37.616	12	1.828	158.6	Free Practice 1
9	Hitotsuyama Racing	Audi R8 LMS	GTC	Akihiro Tsuzuki	1:39.052	23	3.264	156.3	Free Practice 1
10	Hitotsuyama Racing	Audi R8 LMS	GTC	Michael Kim	1:39.759	19	3.971	155.2	Free Practice 1
11	Audi Race Experience	Audi R8 LMS	GTC	Jeffrey Lee	1:39.981	20	4.193	154.8	Free Practice 2
12	Audi Race Experience	Audi R8 LMS	GTC	Hing Tak Mak	1:41.649	13	5.861	152.3	Free Practice 1

Published at:

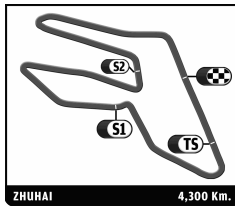
Race Director:	Timekeeper:
-----------------------	--------------------



ILMC
6 HOURS OF ZHUHAI
 Free Practice 2

Best Sector Times

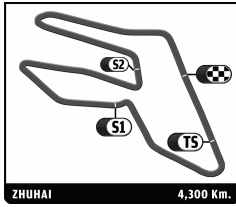
SECTOR 1			SECTOR 2			SECTOR 3			Pos	Team	Ideal Lap	Best Lap
Pos	Driver	Time	Driver	Time	Driver	Time						
1	8 F.Montagny	26.863	2 T.Kristensen	26.724	8 F.Montagny	29.611	1	8 Peugeot Sport Total	1'23.261	1:23.321	(1)	
2	7 A.Davidson	26.983	7 A.Davidson	26.743	7 A.Davidson	29.686	2	7 Peugeot Sport Total	1'23.412	1:23.504	(2)	
3	2 T.Kristensen	27.157	8 F.Montagny	26.787	2 T.Kristensen	29.934	3	2 Audi Sport Team Joest	1'23.815	1:23.860	(3)	
4	1 T.Bernhard	27.306	1 T.Bernhard	27.019	1 T.Bernhard	30.034	4	1 Audi Sport Team Joest	1'24.359	1:24.389	(4)	
5	24 O.Pla	27.375	12 N.Prost	27.358	24 O.Pla	30.109	5	24 Oak Racing	1'25.096	1:25.096	(5)	
6	12 N.Prost	27.793	24 O.Pla	27.612	12 N.Prost	30.494	6	12 Rebellion Racing	1'25.645	1:25.929	(6)	
7	15 M.Lahaye	27.798	15 M.Lahaye	27.745	15 M.Lahaye	30.688	7	15 Oak Racing	1'26.231	1:26.322	(7)	
8	007 A.Meyrick	28.317	007 H.Primat	27.883	007 A.Meyrick	31.418	8	007 Aston Martin Racing	1'27.618	1:27.747	(8)	
9	26 L.Ordoñez	29.069	26 L.Ordoñez	28.722	26 L.Ordoñez	32.146	9	26 Signatech Nissan	1'29.937	1:29.937	(9)	
10	23 M.Shogo	29.615	23 M.Shogo	28.807	23 M.Shogo	32.586	10	23 Tokai Univ Ygk Power	1'31.008	1:31.550	(10)	
11	35 F.Da Rocha	29.922	35 P.Lafargue	29.306	35 P.Lafargue	32.919	11	35 Oak Racing	1'32.147	1:32.522	(11)	
12	90 Z.Shanqi	30.443	55 A.Farfus	29.830	90 Z.Shanqi	34.072	12	90 Pirrs Racing	1'34.368	1:34.686	(13)	
13	55 A.Farfus	30.545	90 Z.Shanqi	29.853	55 A.Farfus	34.082	13	55 BMW Motorsport	1'34.457	1:34.508	(12)	
14	56 A.Priaux	30.608	57 N.Jönsson	30.059	56 A.Priaux	34.341	14	56 BMW Motorsport	1'35.053	1:35.121	(14)	
15	98 E.Mortara	30.797	56 A.Priaux	30.104	51 G.Fisichella	34.349	15	57 Krohn Racing	1'35.464	1:35.735	(16)	
16	57 N.Jönsson	30.860	96 L.Arnold	30.182	96 L.Arnold	34.545	16	51 AF Corse	1'35.546	1:35.716	(15)	
17	51 G.Fisichella	30.888	51 G.Fisichella	30.309	57 N.Jönsson	34.545	17	96 Team AMG	1'35.667	1:35.788	(17)	
18	58 A.Beltoise	30.933	58 R.Firman	30.312	59 S.Ortelli	34.645	18	58 Luxury Racing	1'35.951	1:36.315	(20)	
19	96 L.Arnold	30.940	59 S.Ortelli	30.341	58 A.Beltoise	34.706	19	59 Luxury Racing	1'35.971	1:35.971	(18)	
20	59 S.Ortelli	30.985	98 E.Mortara	30.389	50 J.Canal	34.754	20	98 Audi Sport C Racing	1'36.034	1:37.255	(23)	
21	50 J.Canal	30.999	50 O.Beretta	30.419	98 E.Mortara	34.848	21	50 Larbre Competition	1'36.172	1:36.235	(19)	
22	62 R.Wills	31.011	62 R.Wills	30.476	60 F.Giroix	34.981	22	62 CRS Racing	1'36.539	1:36.539	(21)	
23	60 F.Giroix	31.215	60 F.Giroix	30.485	62 R.Wills	35.052	23	60 Gulf AMR Middle East	1'36.681	1:37.003	(22)	
24	63 C.Ried	31.438	63 C.Ried	30.636	63 G.Roda	35.314	24	63 Proton Competition	1'37.388	1:37.842	(24)	
25	61 P.Ma	31.562	97 F.Gruber	30.888	61 P.Ma	35.391	25	61 AF Corse	1'37.909	1:38.200	(25)	
26	65 J.Mowlem	31.741	61 P.Ma	30.956	65 J.Mowlem	35.537	26	65 Lotus Jetalliance	1'38.282	1:38.296	(26)	
27	94 A.Tsuzuki	31.766	65 J.Mowlem	31.004	94 C.Van Dam	35.989	27	94 Hitotsuyama Racing	1'38.797	1:39.103	(28)	
28	97 F.Gruber	31.923	94 A.Tsuzuki	31.042	97 F.Gruber	36.029	28	97 Audi Race Experience	1'38.840	1:38.988	(27)	
29	64 M.Rich	32.556	64 M.Rich	31.592	64 M.Rich	36.357	29	64 Lotus Jetalliance	1'40.505	1:40.739	(29)	



ILMC
6 HOURS OF ZHUHAI
 Free Practice 2

Best Top Speeds

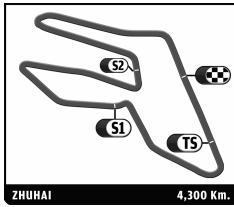
Team	Car	Class	Top Speed Driver	Top 1		Top 2		Top 3		Top 4		Top 5		Avg
				Kph	Lap	Kph	Lap	Kph	Lap	Kph	Lap	Kph	Lap	
8 Peugeot Sport Total	Peugeot 908	LM P1	F. Montagny	279.8	13	276.9	10	276.9	17	276.2	9	276.2	11	277,2
7 Peugeot Sport Total	Peugeot 908	LM P1	A. Davidson	276.9	32	276.2	26	276.2	30	276.2	24	275.5	27	276,2
2 Audi Sport Team Joest	Audi R18 TDI	LM P1	A. McNish	276.2	8	275.5	10	275.5	9	275.5	15	274.8	29	275,5
1 Audi Sport Team Joest	Audi R18 TDI	LM P1	T. Bernhard	275.5	13	274.8	22	274.8	6	274.8	7	274.1	30	274,8
007 Aston Martin Racing	Lola Aston Martin	LM P1	H. Primat	264.7	9	264.7	8	264.7	6	263.4	28	263.4	7	264,2
12 Rebellion Racing	Lola B10/60 Coupé - Toyota	LM P1	N. Jani	264.1	27	264.1	18	264.1	16	264.1	9	263.4	14	264,0
15 Oak Racing	Oak Pescarolo - Judd	LM P1	P. Ragues	264.1	7	263.4	8	262.1	23	261.5	24	260.9	5	262,4
24 Oak Racing	Oak Pescarolo - Judd	LM P1	O. Pla	264.1	15	263.4	12	263.4	14	262.1	5	261.5	10	262,9
26 Signatech Nissan	Oreca 03 - Nissan	LM P2	L. Ordoñez	253.5	21	252.3	20	252.3	23	252.3	7	252.3	12	252,5
35 Oak Racing	Oak Pescarolo - Judd	LM P2	P. Lafargue	250.6	11	250.6	29	250.0	27	250.0	14	250.0	13	250,2
23 Tokai Univ Ygk Power	Courage-Oreca LC70	LM P1	Y. Naoki	248.3	12	247.1	4	246.6	15	246.6	11	246.6	5	247,0
90 Pirts Racing	Formula Le Mans - Oreca - 09	FLM	Z. Shanqi	245.5	5	244.9	6	244.3	12	243.2	11	243.2	10	244,2
96 Team AMG	Mercedes SLS AMG GT3	GTC	L. Arnold	244.9	18	244.3	25	243.8	23	243.8	13	243.2	22	244,0
98 Audi Sport C Racing	Audi R8 LMS	GTC	E. Mortara	243.2	21	240.5	19	237.4	9	236.3	15	236.3	14	238,7
55 BMW Motorsport	BMW M3	LM GTE Pro	A. Farfus	241.1	24	240.5	4	240.5	6	240.0	20	240.0	10	240,4
56 BMW Motorsport	BMW M3	LM GTE Pro	U. Alzen	240.5	21	240.5	9	240.0	24	240.0	10	240.0	8	240,2
50 Larbre Competition	Corvette C6-ZR1	LM GTE Am	O. Beretta	240.0	28	239.5	27	239.5	5	238.9	4	238.4	3	239,3
58 Luxury Racing	Ferrari F458 Italia	LM GTE Pro	R. Firman	238.9	26	238.9	20	238.4	22	237.9	27	236.8	21	238,2
59 Luxury Racing	Ferrari F458 Italia	LM GTE Pro	F. Makowiecki	238.9	19	237.9	13	237.9	12	237.4	5	237.4	6	237,9
57 Krohn Racing	Ferrari F430	LM GTE Am	N. Jönsson	238.9	4	237.9	6	237.4	3	237.4	5	236.3	11	237,6
51 AF Corse	Ferrari F458 Italia	LM GTE Pro	G. Fisichella	238.4	22	237.9	18	237.9	7	237.4	19	237.4	11	237,8
62 CRS Racing	Ferrari F430	LM GTE Am	P. Ehret	237.4	11	236.8	12	236.8	9	235.8	26	235.8	13	236,5
61 AF Corse	Ferrari F430	LM GTE Am	P. Ma	236.8	22	232.8	21	225.5	23	217.3	9	213.0	15	225,1
60 Gulf AMR Middle East	Aston Martin Vantage	LM GTE Am	F. Giroix	236.8	10	232.8	12	231.8	4	231.8	9	231.3	22	232,9
63 Proton Competition	Porsche 911 RSR (997)	LM GTE Am	C. Ried	236.8	21	236.3	25	235.3	20	233.8	26	232.8	7	235,0
97 Audi Race Experience	Audi R8 LMS	GTC	F. Gruber	235.3	24	234.3	19	233.8	18	233.3	17	233.3	20	234,0
65 Lotus Jetalliance	Lotus Evora	LM GTE Pro	J. Mowlem	235.3	7	234.3	9	233.8	8	233.8	12	232.3	6	233,9
94 Hitotsuyama Racing	Audi R8 LMS	GTC	A. Tsuzuki	232.8	20	232.8	10	232.3	25	231.8	9	231.3	5	232,2
64 Lotus Jetalliance	Lotus Evora	LM GTE Pro	M. Rich	229.8	6	229.8	7	228.8	3	228.8	5	228.3	8	229,1



ILMC
6 HOURS OF ZHUHAI
Free Practice 2

Fastest Lap Sequence

Practice Time	Team	Car	Class	Driver	Time	Kph	Lap
3:05.233	8 Peugeot Sport Total	Peugeot 908	LM P1	Franck Montagny	1:26.664	178.6	2
3:27.253	1 Audi Sport Team Joest	Audi R18 TDI	LM P1	Timo Bernhard	1:25.866	180.3	2
4:30.319	8 Peugeot Sport Total	Peugeot 908	LM P1	Franck Montagny	1:25.086	181.9	3
4:33.797	7 Peugeot Sport Total	Peugeot 908	LM P1	Anthony Davidson	1:23.504	185.4	3
41:43.529	8 Peugeot Sport Total	Peugeot 908	LM P1	Franck Montagny	1:23.321	185.8	16



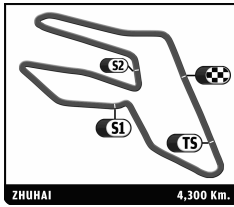
ILMC

6 HOURS OF ZHUHAI

Free Practice 2

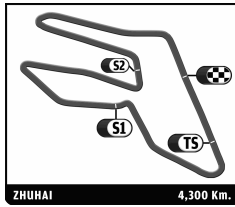
Sector Analysis

								■ Personal Best ■ Session Best ■ B Crossing the finish line in pit lane							
Lap	D	Time	Sector 1	Sector 2	Sector 3	T. Spd	Elapsed	Lap	D	Time	Sector 1	Sector 2	Sector 3	T. Spd	Elapsed
1 Audi Sport Team Joest								Audi R18 TDI							
1. Timo Bernhard								LM P1							
2. Marcel Fässler															
1	1	2:01.387	1:00.460	29.115	31.812	183.7	2:01.387	22	1	1:26.707	27.583	27.335	31.789	272.7	46:42.385
2	1	1:25.866	28.180	27.337	30.349	259.0	3:27.253	23	1	1:26.590	27.803	27.233	31.554	271.4	48:08.975
3	1	1:24.585	27.306	27.157	30.122	273.4	4:51.838	24	1	1:25.440	27.819	27.189	30.432	272.0	49:34.415
4	1	1:24.837	27.450	27.097	30.290	274.1	6:16.675	25	1	1:24.580	27.513	27.101	29.966	274.1	50:58.995
5	1	1:24.389	27.312	27.043	30.034	273.4	7:41.064	26	1	1:23.860	27.202	26.724	29.934	274.8	52:22.855
6	1	1:25.090	27.474	27.131	30.485	274.8	9:06.154	27	1	1:25.547	28.008	27.519	30.020	274.8	53:48.402
7	1	1:26.125	28.271	27.222	30.632	274.8	10:32.279	28	1	1:26.485	27.184	27.421	31.880	274.1	55:14.887
8	1	1:33.187	27.514	27.644	38.029	274.1	12:05.466	29	1	1:26.180	27.224	27.000	31.956	274.8	56:41.067
9	1	8:30.032	7:28.745	28.783	32.504	192.9	20:35.498	30	1	1:27.343	29.275	27.523	30.545	269.3	58:08.410
10	1	1:27.688	28.756	27.701	31.231	267.3	22:03.186	31	1	1:25.006	27.777	27.123	30.106	274.8	59:33.416
11	1	1:25.875	27.993	27.560	30.322	272.0	23:29.061	32	1	1:24.671	27.231	26.971	30.469	273.4	1:00:58.087
12	1	1:25.381	27.620	27.369	30.392	274.1	24:54.442								
13	1	1:26.259	28.531	27.420	30.308	275.5	26:20.701								
14	1	1:24.866	27.318	27.392	30.156	274.1	27:45.567								
15	1	1:24.677	27.337	27.019	30.321	274.1	29:10.244								
16	1	1:32.625	27.462	27.314	37.849	272.7	30:42.869								
17	2	9:49.285	8:49.632	28.156	31.497	193.5	40:32.154								
18	2	1:26.542	28.125	27.593	30.824	270.7	41:58.696								
19	2	1:25.982	27.839	27.403	30.740	272.0	43:24.678								
20	2	1:26.393	28.024	27.590	30.779	272.7	44:51.071								
21	2	1:27.617	28.165	27.563	31.889	268.7	46:18.688								
22	2	1:35.303	27.585	27.812	39.906	274.8	47:53.991								
23	2	2:46.434	1:47.716	27.649	31.069	190.8	50:40.425								
24	2	1:28.034	27.736	28.716	31.582	272.7	52:08.459								
25	2	1:26.133	27.933	27.448	30.752	273.4	53:34.592								
26	2	1:26.660	27.577	27.565	31.518	270.7	55:01.252								
27	2	1:26.024	27.866	27.491	30.667	272.7	56:27.276								
28	2	1:26.899	28.831	27.557	30.511	251.2	57:54.175								
29	2	1:25.739	27.575	27.346	30.818	274.1	59:19.914								
30	2	1:27.140	27.559	27.618	31.963	274.1	1:00:47.054								
2 Audi Sport Team Joest								Audi R18 TDI							
1. Tom Kristensen								LM P1							
2. Allan McNish															
1	2	2:11.199	1:09.723	29.225	32.251	182.1	2:11.199								
2	2	1:29.908	29.554	28.223	32.131	266.7	3:41.107								
3	2	1:26.696	28.259	27.553	30.884	269.3	5:07.803								
4	2	1:27.979	27.720	29.536	30.723	273.4	6:35.782								
5	2	1:25.097	27.537	27.368	30.192	274.1	8:00.879								
6	2	1:25.517	27.729	27.305	30.483	273.4	9:26.396								
7	2	1:29.752	30.322	27.890	31.540	266.0	10:56.148								
8	2	1:25.448	27.579	27.437	30.432	276.2	12:21.596								
9	2	1:24.886	27.442	27.192	30.252	275.5	13:46.482								
10	2	1:33.728	27.438	27.152	39.138	275.5	15:20.210								
11	2	6:21.156	5:22.928	27.603	30.625	196.0	21:41.366								
12	2	1:25.828	27.637	27.770	30.421	273.4	23:07.194								
13	2	1:25.587	28.015	27.223	30.349	274.8	24:32.781								
14	2	1:24.623	27.497	27.062	30.064	274.1	25:57.404								
15	2	1:25.915	27.465	27.300	31.150	275.5	27:23.319								
16	2	1:33.384	28.111	27.181	38.092	254.7	28:56.703								
17	1	10:33.227	9:29.841	30.416	32.970	162.7	39:29.930								
18	1	1:29.814	29.267	28.193	32.354	243.2	40:59.744								
19	1	1:27.312	28.186	28.115	31.011	264.1	42:27.056								
20	1	1:24.626	27.466	27.055	30.105	270.7	43:51.682								
21	1	1:23.996	27.157	26.769	30.070	274.1	45:15.678								
007 Aston Martin Racing								Lola Aston Martin							
1. Andy Meyrick								LM P1							
2. Stefan Mücke								3. Harold Primat							
1	3	2:13.074	1:09.099	30.780	33.195	150.2	2:13.074								
2	3	1:31.942	29.927	29.064	32.951	234.8	3:45.016								
3	3	1:31.159	29.622	28.994	32.543	257.8	5:16.175								
4	3	1:30.302	29.572	28.914	31.816	254.7	6:46.477								
5	3	1:28.311	28.588	27.969	31.754	259.0	8:14.788								
6	3	1:28.004	28.407	28.013	31.584	264.7	9:42.792								
7	3	1:27.747	28.350	27.883	31.514	263.4	11:10.539								
8	3	1:28.729	28.741	28.148	31.840	264.7	12:39.268								
9	3	1:27.772	28.564	27.934	31.274	264.7	14:07.040								
10	3	1:44.218	29.993	29.555	44.670	245.5	15:51.258								
11	3	5:35.807	4:34.067	28.968	32.772	144.6	21:27.065								
12	3	1:30.134	28.977	28.617	32.540	258.4	22:57.199								
13	3	1:28.685	28.831	28.345	31.509	256.5	24:25.884								
14	3	1:28.677	28.595	27.933	32.149	260.9	25:54.561								
15	3	1:29.317	29.164	28.056	32.097	250.6	27:23.878								
16	3	1:37.860	29.279	28.142	40.439	254.7	29:01.738								
17	1	10:02.993	8:59.320	30.075	33.598	182.7	39:04.731								
18	1	1:32.236	29.779	29.479	32.978	236.3	40:36.967								
19	1	1:30.164	29.243	28.904	32.017	244.3	42:07.131								
20	1	1:30.042	29.338	28.755	31.949	247.1	43:37.173								
21	1	1:29.328	28.822	28.498	32.008	260.9	45:06.501								
22	1	1:28.765	28.775	28.221	31.769	254.7	46:35.266								
23	1	1:29.227	28.824	28.353	32.050	252.3	48:04.493								
24	1	1:28.443	28.670	28.115	31.658	259.6	49:32.936								
25	1	1:28.408	28.517	28.448	31.443	260.9	51:01.344								
26	1	1:28.029	28.674	27.937	31.418	258.4	52:29.373								
27	1	1:29.163	28.413	28.163	32.587	261.5	53:58.536								
28	1	1:29.299	29.018	28.323	31.958	263.4	55:27.835								
29	1	1:28.172	28.351	28.022	31.799	262.1	56:56.007								
30	1	1:27.780	28.317	28.028	31.435	262.1	58:23.787								
31	1	1:30.100	29.592	28.520	31.988	261.5	59:53.887								
32	1	1:28.452	28.764	28.195	31.493	256.5	1:01:22.339								
7 Peugeot Sport Total								Peugeot 908							
1. Sebastien Bourdais								LM P1							
2. Anthony Davidson															
1	2	1:40.455	41.085	28.958	30.412	129.5	1:40.455								
2	2	1:29.838	27.430	27.007	35.401	270.0	3:10.293								
3	2	1:23.504	27.075	26.743	29.686	272.0	4:33.797								
4	2	1:23.767	26.983	26.952	29.832	274.8	5:57.564								
5	2	1:26.207	28.862	26.967	30.378	273.4	7:23.771								
6	2	1:31.820	27.639	27.432	36.749	271.4	8:55.591								
7	2	2:38.783	1:37.790	28.919	32.074	193.9	11:34.374								
8	2	1:24.564	27.276	27.121	30.167	274.8	12:58.938								



ILMC
6 HOURS OF ZHUHAI
 Free Practice 2
 Sector Analysis

Lap	D	Time	Sector 1	Sector 2	Sector 3	T. Spd	Elapsed	Lap	D	Time	Sector 1	Sector 2	Sector 3	T. Spd	Elapsed
9	2	1:34.776 B	27.375	27.327	40.074	274.1	14:33.714	12 Rebellion Racing <small>Lola B10/60 Coupé - Toyota</small>							
10	2	5:15.553	4:17.243	27.823	30.487	175.6	19:49.267	1. Neel Jani <small>LM P1</small>							
11	2	1:25.399	27.531	27.174	30.694	272.7	21:14.666	2. Nicolas Prost							
12	2	1:25.440	27.563	27.363	30.514	272.0	22:40.106	1	2	1:57.269	54.275	30.009	32.985	175.3	1:57.269
13	2	1:24.929	27.490	27.150	30.289	273.4	24:05.035	2	2	1:28.450	28.904	27.972	31.574	254.7	3:25.719
14	2	1:26.633	28.019	27.466	31.148	274.1	25:31.668	3	2	1:28.055	28.333	28.514	31.208	260.9	4:53.774
15	2	1:25.704	27.298	27.067	31.339	274.8	26:57.372	4	2	1:28.758	28.328	28.327	32.103	260.9	6:22.532
16	2	1:26.818	28.011	27.399	31.408	273.4	28:24.190	5	2	1:26.766	28.126	27.614	31.026	259.6	7:49.298
17	2	1:26.191	27.649	27.427	31.115	274.1	29:50.381	6	2	1:29.225	28.010	27.782	33.433	262.1	9:18.523
18	2	1:40.688 B	27.617	27.243	45.828	274.8	31:31.069	7	2	1:27.315	28.303	27.774	31.238	260.2	10:45.838
19	2	9:40.274	8:39.550	28.918	31.806	115.9	41:11.343	8	2	1:26.563	28.031	27.477	31.055	263.4	12:12.401
20	2	1:26.451	27.816	27.459	31.176	269.3	42:37.794	9	2	1:28.876	28.255	28.166	32.455	264.1	13:41.277
21	2	1:27.423	29.561	27.294	30.568	268.0	44:05.217	10	2	1:37.450 B	27.907	29.882	39.661	262.8	15:18.727
22	2	1:24.346	27.297	26.983	30.066	273.4	45:29.563	11	2	6:29.232	5:29.232	28.207	31.793	189.1	21:47.959
23	2	1:24.063	27.220	26.921	29.922	274.8	46:53.626	12	2	1:26.846	27.981	27.779	31.086	261.5	23:14.805
24	2	1:24.649	27.166	27.080	30.403	276.2	48:18.275	13	2	1:28.492	28.898	27.925	31.669	254.7	24:43.297
25	2	1:26.341	27.252	27.444	31.645	275.5	49:44.616	14	2	1:26.440	27.967	27.675	30.798	263.4	26:09.737
26	2	1:29.572	30.702	28.404	30.466	276.2	51:14.188	15	2	1:25.929	27.910	27.525	30.494	262.1	27:35.666
27	2	1:24.915	27.389	26.924	30.602	275.5	52:39.103	16	2	1:26.490	27.793	27.766	30.931	264.1	29:02.156
28	2	1:24.570	27.451	27.054	30.065	274.1	54:03.673	17	2	1:26.601	28.286	27.358	30.957	252.3	30:28.757
29	2	1:25.836	28.193	27.432	30.211	257.1	55:29.509	18	2	1:56.666 B	29.074	33.231	54.361	264.1	32:25.423
30	2	1:26.855	27.390	27.603	31.862	276.2	56:56.364	19	2	12:45.026	...	28.312	31.444	118.7	45:10.449
31	2	1:27.773	29.391	27.244	31.138	264.1	58:24.137	20	2	1:29.408	28.718	28.419	32.271	260.9	46:39.857
32	2	1:26.140	27.748	27.362	31.030	276.9	59:50.277	21	2	1:39.300 B	28.513	27.744	43.043	259.0	48:19.157
33	2	1:27.096	27.966	27.795	31.335	262.8	1:01:17.373	22	1	5:36.804	4:36.872	28.167	31.765	189.5	53:55.961
8 Peugeot Sport Total <small>Peugeot 908</small>								15 Oak Racing <small>Oak Pescarolo - Judd</small>							
1. Franck Montagny <small>LM P1</small>								1. Matthieu Lahaye							
2. Stephane Sarrazin								2. Guillaume Moreau							
1	1	1:38.569	36.197	29.499	32.873	166.7	1:38.569	1	3	1:46.762	44.995	29.458	32.309	173.6	1:46.762
2	1	1:26.664	27.925	28.004	30.735	267.3	3:05.233	2	3	1:28.163	28.646	28.341	31.176	257.1	3:14.925
3	1	1:25.086	27.406	27.370	30.310	272.7	4:30.319	3	3	1:27.802	28.317	28.208	31.277	258.4	4:42.727
4	1	1:24.713	27.062	27.012	30.639	276.2	5:55.032	4	3	1:27.316	28.144	28.046	31.126	259.0	6:10.043
5	1	1:25.359	27.650	27.314	30.395	268.7	7:20.391	5	3	1:27.716	28.148	27.924	31.644	260.9	7:37.759
6	1	1:32.495 B	27.538	27.987	36.970	274.8	8:52.886	6	3	1:27.539	28.314	28.048	31.177	259.6	9:05.298
7	1	6:10.630 B	5:04.132	28.791	37.707	188.8	15:03.516	7	3	1:28.495	28.724	28.446	31.325	264.1	10:33.793
8	1	6:00.884	5:02.297	27.739	30.848	188.2	21:04.400	8	3	1:37.432 B	28.297	28.044	41.091	263.4	12:11.225
9	1	1:25.038	27.450	27.212	30.376	276.2	22:29.438	9	3	9:01.073	7:59.107	28.842	33.124	185.9	21:12.298
10	1	1:25.358	27.416	27.615	30.327	276.9	23:54.796	10	3	1:28.467	28.537	28.312	31.618	257.1	22:40.765
11	1	1:25.686	27.371	27.558	30.757	276.2	25:20.482	11	3	1:27.701	28.323	28.081	31.297	259.0	24:08.466
12	1	1:26.825	27.770	27.918	31.137	270.0	26:47.307	12	3	1:29.092	28.354	28.463	32.275	259.0	25:37.558
13	1	1:32.820 B	27.474	27.983	37.363	279.8	28:20.127	13	3	1:27.063	28.029	28.002	31.032	260.9	27:04.621
14	1	10:36.442	9:37.381	28.839	30.222	180.9	38:56.569	14	3	1:27.718	28.047	28.122	31.549	260.9	28:32.339
15	1	1:23.639	27.234	26.787	29.618	274.1	40:20.208	15	3	1:35.934 B	28.501	28.262	39.171	257.8	30:08.273
16	1	1:23.321	26.863	26.847	29.611	274.8	41:43.529	16	3	9:07.993	8:05.833	30.071	32.089	175.9	39:16.266
17	1	1:31.695 B	27.137	27.012	37.546	276.9	43:15.224	17	3	1:29.045	28.856	28.972	31.217	259.0	40:45.311
18	1	5:05.640	4:06.667	27.532	31.441	183.1	48:20.864	18	3	1:27.497	28.361	28.058	31.078	259.0	42:12.808
19	1	1:24.486	27.199	27.066	30.221	275.5	49:45.350	19	3	1:27.605	28.306	28.100	31.199	258.4	43:40.413
20	1	1:25.660	27.249	27.202	31.209	275.5	51:11.010	20	3	1:34.870 B	28.168	28.151	38.551	260.9	45:15.283
21	1	1:24.442	27.738	27.004	29.700	274.1	52:35.452	21	1	3:19.704	2:20.367	28.170	31.167	160.2	48:34.987
22	1	1:24.344	27.067	27.183	30.094	276.2	53:59.796	22	1	1:26.362	27.897	27.767	30.698	260.9	50:01.349
23	1	1:26.764	27.981	28.373	30.410	274.8	55:26.560	23	1	1:26.633	27.798	27.807	31.028	262.1	51:27.982
24	1	1:25.052	27.129	27.930	29.993	275.5	56:51.612	24	1	1:26.322	27.889	27.745	30.688	261.5	52:54.304
25	1	1:25.376	27.081	27.208	31.087	275.5	58:16.988								
26	1	1:27.057	28.355	27.483	31.219	274.1	59:44.045								
27	1	1:24.970	28.003	27.136	29.831	274.8	1:01:09.015								



ILMC 6 HOURS OF ZHUHAI

Free Practice 2

Sector Analysis

■ Personal Best
 ■ Session Best
 ■ Crossing the finish line in pit lane

Lap	D	Time	Sector 1	Sector 2	Sector 3	T. Spd	Elapsed
25	1	1:40.309	29.952	34.982	35.375	260.9	54:34.613
26	1	1:28.284	27.954	27.864	32.466	259.6	56:02.897
27	1	1:27.469	28.216	27.762	31.491	260.2	57:30.366
28	1	1:40.075 B	29.727	28.838	41.510	259.0	59:10.441

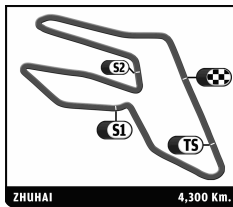
23		Tokai Univ Ygk Power		Courage-Oreca LC70			
		1.Mitsuyama Shogo		LM P1			
		2.Yokomizo Naoki					
1	2	2:01.498	53.900	32.145	35.453	163.6	2:01.498
2	2	1:38.869	31.356	30.565	36.948	217.7	3:40.367
3	2	1:34.425	31.028	29.381	34.016	245.5	5:14.792
4	2	1:39.557	32.875	29.955	36.727	247.1	6:54.349
5	2	1:45.225 B	30.375	29.600	45.250	246.6	8:39.574
6	2	3:23.642	2:19.455	29.962	34.225	165.4	12:03.216
7	2	1:42.513 B	31.507	29.832	41.174	245.5	13:45.729
8	2	8:17.380	7:13.402	30.333	33.645	151.3	22:03.109
9	2	1:32.762	29.956	29.483	33.323	246.0	23:35.871
10	2	1:33.597	31.227	29.333	33.037	226.9	25:09.468
11	2	1:32.927	29.873	29.469	33.585	246.6	26:42.395
12	2	1:42.138 B	29.954	30.065	42.119	248.3	28:24.533
13	2	3:05.818 B	1:42.769	33.322	49.727	169.8	31:30.351
14	1	12:34.725	...	29.976	32.957	70.3	44:05.076
15	1	1:31.550	30.015	28.949	32.586	246.6	45:36.626
16	1	1:39.155 B	29.615	28.807	40.733	246.0	47:15.781
17	2	3:57.717	2:51.482	30.328	35.907	111.8	51:13.498
18	2	1:34.694	30.739	29.819	34.136	236.3	52:48.192
19	2	1:35.441	31.116	29.618	34.707	242.7	54:23.633
20	2	1:34.010	30.715	29.627	33.668	235.3	55:57.643
21	2	1:33.822	30.198	29.574	34.050	244.3	57:31.465
22	2	1:34.838	30.248	30.062	34.528	245.5	59:06.303
23	2	1:33.950	30.255	29.464	34.231	244.3	1:00:40.253

24		Oak Racing		Oak Pescarolo - Judd			
		1.Jacques Nicolet		LM P1			
		2.Alexandre Premat		3.Olivier Pla			
1	3	1:43.188	41.915	29.542	31.731	142.5	1:43.188
2	3	1:27.478	28.291	27.881	31.306	257.8	3:10.666
3	3	1:26.799	28.294	27.825	30.680	259.6	4:37.465
4	3	1:26.286	27.881	27.778	30.627	260.9	6:03.751
5	3	1:28.893	27.843	28.303	32.747	262.1	7:32.644
6	3	1:36.769 B	28.092	28.732	39.945	260.2	9:09.413
7	3	5:41.322 B	4:29.414	28.292	43.616	188.8	14:50.735
8	3	4:53.800	3:53.576	28.890	31.334	145.2	19:44.535
9	3	1:26.899	28.243	27.758	30.898	260.2	21:11.434
10	3	1:26.560	28.093	27.764	30.703	261.5	22:37.994
11	3	1:26.248	27.935	27.630	30.683	261.5	24:04.242
12	3	1:37.080 B	29.774	29.007	38.299	263.4	25:41.322
13	3	2:45.311	1:46.622	27.810	30.879	190.1	28:26.633
14	3	1:25.096	27.375	27.612	30.109	263.4	29:51.729
15	3	1:40.391 B	27.631	27.282	45.478	264.1	31:32.120
16	1	7:46.561	6:42.798	30.901	32.862	177.9	39:18.681
17	1	1:29.423	29.257	28.426	31.740	257.1	40:48.104
18	1	1:28.496	28.877	28.393	31.226	258.4	42:16.600
19	1	1:28.158	28.797	28.098	31.263	259.0	43:44.758
20	1	1:28.103	28.656	28.103	31.344	257.8	45:12.861
21	1	1:29.872	28.884	28.047	32.941	258.4	46:42.733
22	1	1:28.484	28.973	28.114	31.397	259.0	48:11.217
23	1	1:29.409	29.286	28.554	31.569	259.0	49:40.626
24	1	1:29.435	28.726	28.500	32.209	259.6	51:10.061

Lap	D	Time	Sector 1	Sector 2	Sector 3	T. Spd	Elapsed
25	1	1:29.444	29.197	28.312	31.935	258.4	52:39.505
26	1	1:28.893	28.977	28.241	31.675	259.0	54:08.398
27	1	1:28.696	28.694	28.347	31.655	259.0	55:37.094
28	1	1:31.459	29.658	28.893	32.908	254.7	57:08.553
29	1	1:30.427	30.205	28.330	31.892	240.0	58:38.980
30	1	1:29.699	29.050	28.603	32.046	258.4	1:00:08.679

26		Signatech Nissan		Oreca 03 - Nissan			
		1.Franck Mailleux		LM P2			
		2.Lucas Ordoñez		3.Jean-Karl Vernay			
1	1	1:47.682	42.727	30.956	33.999	137.4	1:47.682
2	1	1:32.574	29.818	30.044	32.712	247.7	3:20.256
3	1	1:31.315	29.573	29.244	32.498	250.6	4:51.571
4	1	1:31.901	29.423	29.161	33.317	248.3	6:23.472
5	1	1:31.759	29.711	29.471	32.577	247.1	7:55.231
6	1	1:30.377	29.141	28.947	32.289	251.2	9:25.608
7	1	1:42.761 B	30.943	29.961	41.857	252.3	11:08.369
8	1	9:13.993	8:11.579	29.601	32.813	165.1	20:22.362
9	1	1:32.608	29.645	29.997	32.966	250.6	21:54.970
10	1	1:31.097	29.498	29.122	32.477	251.2	23:26.067
11	1	1:31.007	29.146	29.439	32.422	250.0	24:57.074
12	1	1:39.709 B	29.094	29.478	41.137	252.3	26:36.783
13	1	12:50.368	...	29.851	33.232	169.3	39:27.151
14	1	1:30.950	29.150	29.047	32.753	250.0	40:58.101
15	1	1:30.847	29.107	29.386	32.354	251.7	42:28.948
16	1	1:41.026 B	30.221	29.954	40.851	227.4	44:09.974
17	2	2:54.983	1:53.149	29.209	32.625	161.7	47:04.957
18	2	1:31.675	29.241	29.009	33.425	251.7	48:36.632
19	2	1:30.897	29.816	28.846	32.235	251.7	50:07.529
20	2	1:29.937	29.069	28.722	32.146	252.3	51:37.466
21	2	1:39.161 B	29.171	30.369	39.621	253.5	53:16.627
22	2	3:24.793	2:22.095	29.564	33.134	179.7	56:41.420
23	2	1:32.151	29.532	29.807	32.812	252.3	58:13.571
24	2	1:32.416	29.457	29.240	33.719	251.2	59:45.987
25	2	1:38.581 B	29.379	29.132	40.070	251.7	1:01:24.568

35		Oak Racing		Oak Pescarolo - Judd			
		1.Patrice Lafargue		LM P2			
		2.Frederic Da Rocha					
1	1	1:57.832	49.680	32.138	36.014	157.9	1:57.832
2	1	1:34.567	31.046	30.128	33.393	236.8	3:32.399
3	1	1:32.522	30.297	29.306	32.919	246.0	5:04.921
4	1	1:42.593 B	30.167	31.452	40.974	247.1	6:47.514
5	1	2:45.991	1:42.828	29.820	33.343	173.9	9:33.505
6	1	1:34.310	30.332	29.670	34.308	248.3	11:07.815
7	1	1:34.036	30.475	29.670	33.891	244.9	12:41.851
8	1	1:33.252	30.210	29.857	33.185	247.7	14:15.103
9	1	2:06.226 B	40.847	36.271	49.108	137.4	16:21.329
10	1	4:14.077	3:09.381	30.477	34.219	159.5	20:35.406
11	1	1:34.418	31.470	29.586	33.362	250.6	22:09.824
12	1	1:32.706	30.061	29.609	33.036	242.7	23:42.530
13	1	1:34.183	30.031	30.410	33.742	250.0	25:16.713
14	1	1:33.851	29.927	29.973	33.951	250.0	26:50.564
15	1	1:40.802 B	29.964	30.339	40.499	244.3	28:31.366
16	1	4:03.462 B	2:34.263	38.489	50.710	107.9	32:34.828
17	2	6:45.154	5:38.785	31.931	34.438	158.1	39:19.982
18	2	1:34.442	30.778	29.820	33.844	240.0	40:54.424
19	2	1:33.926	30.278	29.701	33.947	247.7	42:28.350
20	2	1:33.353	30.433	29.578	33.342	248.3	44:01.703



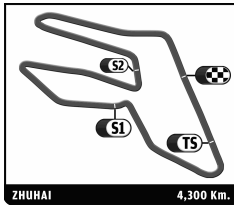
ILMC

6 HOURS OF ZHUHAI

Free Practice 2

Sector Analysis

								■ Personal Best ■ Session Best ■ Crossing the finish line in pit lane							
Lap	D	Time	Sector 1	Sector 2	Sector 3	T. Spd	Elapsed	Lap	D	Time	Sector 1	Sector 2	Sector 3	T. Spd	Elapsed
21	2	1:32.706	30.072	29.566	33.068	248.8	45:34.409	13	1	1:44.516 B	31.876	30.749	41.891	232.3	32:02.750
22	2	1:33.117	30.335	29.558	33.224	241.6	47:07.526	14	1	7:59.705	6:53.382	30.971	35.352	163.4	40:02.455
23	2	1:32.884	30.208	29.395	33.281	249.4	48:40.410	15	1	1:36.502	31.295	30.493	34.714	235.3	41:38.957
24	2	1:33.241	30.275	29.766	33.200	249.4	50:13.651	16	1	1:36.161	31.194	30.394	34.573	236.8	43:15.118
25	2	1:42.525 B	30.395	29.709	42.421	247.1	51:56.176	17	1	1:35.895	31.084	30.386	34.425	236.3	44:51.013
26	2	3:11.890	2:09.110	29.732	33.048	173.4	55:08.066	18	1	1:36.923	30.914	30.665	35.344	237.9	46:27.936
27	2	1:32.964	29.922	29.647	33.395	250.0	56:41.030	19	1	1:36.555	31.125	30.503	34.927	237.4	48:04.491
28	2	1:34.650	30.779	30.051	33.820	245.5	58:15.680	20	1	1:35.957	31.073	30.353	34.531	235.3	49:40.448
29	2	1:33.850	30.732	29.744	33.374	250.6	59:49.530	21	1	1:35.924	30.969	30.369	34.586	235.8	51:16.372
30	2	1:34.438	30.780	29.635	34.023	231.8	1:01:23.968	22	1	1:35.716	31.042	30.325	34.349	238.4	52:52.088
								23	1	1:43.148 B	31.415	30.401	41.332	236.8	54:35.236
								24	1	2:34.671	1:29.096	30.627	34.948	169.0	57:09.907
								25	1	1:36.198	31.107	30.372	34.719	230.3	58:46.105
								26	1	1:35.722	30.888	30.322	34.512	236.3	1:00:21.827
								55 BMW Motorsport 1. Augusto Farfus 2. Jörg Müller BMW M3 LM GTE Pro							
								1	2	1:51.846	46.453	30.860	34.533	157.4	1:51.846
								2	2	1:35.204	30.637	30.199	34.368	237.9	3:27.050
								3	2	1:35.086	30.655	30.085	34.346	238.9	5:02.136
								4	2	1:35.299	30.646	30.233	34.420	240.5	6:37.435
								5	2	1:35.188	30.696	30.204	34.288	238.4	8:12.623
								6	2	1:43.383 B	31.639	30.719	41.025	240.5	9:56.006
								7	2	5:44.038 B	4:29.458	32.481	42.099	169.8	15:40.044
								8	2	4:14.660	3:08.733	31.128	34.799	166.2	19:54.704
								9	2	1:36.252	31.476	30.213	34.563	230.3	21:30.956
								10	2	1:35.598	30.905	30.304	34.389	240.0	23:06.554
								11	2	1:36.311	31.468	30.166	34.677	238.4	24:42.865
								12	2	1:42.301 B	31.147	30.460	40.694	235.8	26:25.166
								13	2	4:00.582	2:54.814	30.569	35.199	169.8	30:25.748
								14	2	1:58.078 B	31.486	33.239	53.353	234.8	32:23.826
								15	1	6:58.456	5:50.234	32.616	35.606	166.2	39:22.282
								16	1	1:37.152	31.346	30.725	35.081	238.4	40:59.434
								17	1	1:37.290	31.201	30.514	35.575	239.5	42:36.724
								18	1	1:38.364	31.676	31.232	35.456	232.3	44:15.088
								19	1	1:36.182	31.221	30.478	34.483	235.8	45:51.270
								20	1	1:35.751	30.913	30.284	34.554	240.0	47:27.021
								21	1	1:42.990 B	30.957	30.346	41.687	240.0	49:10.011
								22	1	8:15.315	7:01.419	32.739	41.157	104.4	57:25.326
								23	1	1:34.758	30.760	29.916	34.082	234.8	59:00.084
								24	1	1:34.508	30.545	29.830	34.133	241.1	1:00:34.592
								56 BMW Motorsport 1. Andy Priaulx 2. Uwe Alzen BMW M3 LM GTE Pro							
								1	1	2:04.564	56.594	31.744	36.226	160.0	2:04.564
								2	1	1:36.751	31.373	30.495	34.883	230.3	3:41.315
								3	1	1:36.100	31.040	30.282	34.778	236.3	5:17.415
								4	1	1:38.333	31.435	31.684	35.214	235.8	6:55.748
								5	1	1:44.282 B	31.795	30.980	41.507	238.4	8:40.030
								6	1	11:45.209	...	30.431	39.751	165.6	20:25.239
								7	1	1:35.121	30.676	30.104	34.341	238.9	22:00.360
								8	1	1:41.000	30.608	31.173	39.219	240.0	23:41.360
								9	1	1:37.478	30.742	30.482	36.254	240.5	25:18.838
								10	1	1:36.029	31.020	30.421	34.588	240.0	26:54.867
								11	1	1:36.021	31.045	30.467	34.509	239.5	28:30.888
								12	1	1:42.841 B	31.704	30.359	40.778	235.8	30:13.729
								13	2	8:58.493	7:50.624	31.635	36.234	161.4	39:12.222
								50 Larbre Competition 1. Patrick Bornhauser 2. Julien Canal 3. Olivier Beretta Corvette C6-ZR1 LM GTE Am							
								1	2	2:00.618	52.647	32.364	35.607	151.3	2:00.618
								2	2	1:37.408	31.323	31.009	35.076	232.8	3:38.026
								3	2	1:36.235	31.050	30.431	34.754	238.4	5:14.261
								4	2	1:36.858	30.999	31.022	34.837	238.9	6:51.119
								5	2	1:37.093	31.511	30.663	34.919	239.5	8:28.212
								6	2	1:36.458	31.132	30.500	34.826	233.8	10:04.670
								7	2	1:36.736	31.226	30.501	35.009	237.4	11:41.406
								8	2	1:48.935 B	31.313	31.003	46.619	237.4	13:30.341
								9	1	7:04.379	5:56.273	31.699	36.407	155.4	20:34.720
								10	1	1:40.986	33.653	31.390	35.943	232.8	22:15.706
								11	1	1:38.849	32.157	30.860	35.832	234.3	23:54.555
								12	1	1:48.095	33.505	37.341	37.249	235.8	25:42.650
								13	1	1:39.095	31.967	31.213	35.915	234.8	27:21.745
								14	1	1:38.890	31.988	31.081	35.821	233.3	29:00.635
								15	1	1:38.915	31.888	30.959	36.068	230.8	30:39.550
								16	1	2:01.831 B	35.575	34.765	51.491	183.4	32:41.381
								17	1	6:36.845	5:28.746	31.498	36.601	160.0	39:18.226
								18	1	1:39.779	32.822	31.233	35.724	229.3	40:58.005
								19	1	1:38.340	31.743	30.949	35.648	233.3	42:36.345
								20	1	1:41.059	31.606	32.547	36.906	226.4	44:17.404
								21	1	1:38.132	31.523	30.803	35.806	234.3	45:55.536
								22	1	1:37.428	31.231	30.769	35.428	237.4	47:32.964
								23	1	1:37.661	31.377	30.851	35.433	236.3	49:10.625
								24	1	1:47.146 B	33.296	30.913	42.937	225.9	50:57.771
								25	3	4:03.796	2:53.642	30.837	39.317	169.3	55:01.567
								26	3	1:37.400	31.527	30.472	35.401	229.3	56:38.967
								27	3	1:38.361	31.745	30.810	35.806	239.5	58:17.328
								28	3	1:36.541	31.114	30.419	35.008	240.0	59:53.869
								29	3	1:44.295 B	31.208	30.711	42.376	237.4	1:01:38.164
								51 AF Corse 1. Giancarlo Fisichella 2. Gianmaria Bruni Ferrari F458 Italia LM GTE Pro							
								1	1	2:05.064	57.333	31.521	36.210	165.1	2:05.064
								2	1	1:38.197	31.793	30.699	35.705	224.5	3:43.261
								3	1	1:38.656	32.129	31.286	35.241	228.8	5:21.917
								4	1	1:39.918	32.491	32.099	35.328	231.8	7:01.835
								5	1	1:44.896 B	31.607	31.052	42.237	232.3	8:46.731
								6	1	3:14.725	2:09.323	30.326	35.076	168.5	12:01.456
								7	1	5:34.298 B	31.475	4:03.990	58.833	237.9	17:35.754
								8	1	4:32.540	3:26.129	31.273	35.138	148.4	22:08.294
								9	1	1:37.671	31.145	30.796	35.730	233.3	23:45.965
								10	1	1:37.135	31.893	30.417	34.825	228.8	25:23.100
								11	1	1:45.179 B	31.196	30.309	43.674	237.4	27:08.279
								12	1	3:09.955	2:04.253	30.549	35.153	167.4	30:18.234



ILMC
6 HOURS OF ZHUHAI
 Free Practice 2
 Sector Analysis

■ Personal Best ■ Session Best ■ Crossing the finish line in pit lane

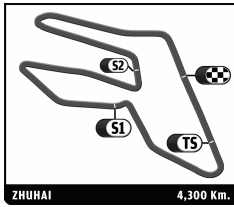
Lap	D	Time	Sector 1	Sector 2	Sector 3	T. Spd	Elapsed	Lap	D	Time	Sector 1	Sector 2	Sector 3	T. Spd	Elapsed
14	2	1:37.693	31.738	30.958	34.997	226.4	40:49.915	15	1	1:54.098 B	30.933	31.325	51.840	236.8	31:47.923
15	2	1:37.092	31.245	30.825	35.022	240.0	42:27.007	16	3	7:59.130	6:41.203	31.653	46.274	155.4	39:47.053
16	2	1:37.497	31.118	31.459	34.920	236.3	44:04.504	17	3	1:38.458	32.223	30.671	35.564	224.1	41:25.511
17	2	1:36.602	31.338	30.528	34.736	238.4	45:41.106	18	3	2:03.754	32.213	53.206	38.335	220.4	43:29.265
18	2	1:36.611	30.942	30.843	34.826	240.0	47:17.717	19	3	1:37.228	31.701	30.660	34.867	235.3	45:06.493
19	2	1:35.788	30.989	30.320	34.479	240.0	48:53.505	20	3	1:37.420	31.181	30.527	35.712	238.9	46:43.913
20	2	1:36.081	31.019	30.328	34.734	240.0	50:29.586	21	3	1:36.935	31.451	30.355	35.129	236.8	48:20.848
21	2	1:35.701	30.943	30.278	34.480	240.5	52:05.287	22	3	1:48.198 B	31.948	31.379	44.871	238.4	50:09.046
22	2	1:35.974	31.054	30.347	34.573	238.9	53:41.261	23	3	4:39.011	3:30.064	30.880	38.067	116.6	54:48.057
23	2	1:37.891	30.949	30.689	36.253	240.0	55:19.152	24	3	1:37.430	31.480	30.626	35.324	235.3	56:25.487
24	2	1:36.058	30.941	30.389	34.728	240.0	56:55.210	25	3	1:38.465	31.641	31.060	35.764	232.3	58:03.952
25	2	1:37.357	31.962	30.559	34.836	236.8	58:32.567	26	3	1:36.988	31.305	30.683	35.000	238.9	59:40.940
26	2	1:36.032	31.090	30.458	34.484	239.5	1:00:08.599	27	3	1:36.315	31.193	30.312	34.810	237.9	1:01:17.255

57		Krohn Racing		Ferrari F430			
		1. Tracy Krohn		LM GTE Am			
		2. Niclas Jönsson					
1	2	2:22.890	1:15.673	31.566	35.651	161.2	2:22.890
2	2	1:37.051	31.522	30.394	35.135	234.8	3:59.941
3	2	1:35.797	31.077	30.059	34.661	237.4	5:35.738
4	2	1:36.274	30.860	30.528	34.886	238.9	7:12.012
5	2	1:36.202	30.894	30.467	34.841	237.4	8:48.214
6	2	1:35.735	30.885	30.305	34.545	237.9	10:23.949
7	2	1:44.905 B	31.765	30.256	42.884	232.3	12:08.854
8	2	9:49.932	8:42.641	31.923	35.368	168.2	21:58.786
9	2	1:36.691	31.146	30.654	34.891	235.3	23:35.477
10	2	1:37.897	31.464	31.211	35.222	234.8	25:13.374
11	2	1:44.239 B	31.124	30.638	42.477	236.3	26:57.613
12	1	12:15.587	...	32.723	37.607	136.4	39:13.200
13	1	1:40.930	32.742	31.687	36.501	224.1	40:54.130
14	1	1:40.661	32.346	31.910	36.405	223.1	42:34.791
15	1	1:40.302	32.587	31.464	36.251	222.7	44:15.093
16	1	1:41.204	33.122	31.201	36.881	231.3	45:56.297
17	1	1:39.912	32.038	31.289	36.585	232.8	47:36.209
18	1	1:39.734	32.197	31.352	36.185	232.3	49:15.943
19	1	1:39.812	32.013	31.542	36.257	228.3	50:55.755
20	1	1:47.462 B	32.050	31.468	43.944	233.3	52:43.217
21	1	2:13.179	1:05.479	31.621	36.079	166.9	54:56.396
22	1	1:44.729	32.216	34.708	37.805	231.3	56:41.125
23	1	1:40.442	32.479	31.513	36.450	229.8	58:21.567
24	1	1:40.395	32.758	31.550	36.087	223.6	1:00:01.962

58		Luxury Racing		Ferrari F458 Italia			
		1. Anthony Beltoise		LM GTE Pro			
		2. Dominik Farnbacher					
1	1	2:19.841	1:11.785	32.241	35.815	160.2	2:19.841
2	1	1:37.587	31.523	30.983	35.081	231.3	3:57.428
3	1	1:37.025	31.433	30.634	34.958	233.8	5:34.453
4	1	1:36.736	31.244	30.424	35.068	234.8	7:11.189
5	1	1:38.828	31.211	31.259	36.358	234.3	8:50.017
6	1	1:36.481	31.254	30.521	34.706	233.3	10:26.498
7	1	1:36.763	31.138	30.676	34.949	230.3	12:03.261
8	1	1:46.312 B	31.915	31.767	42.630	223.6	13:49.573
9	1	7:59.752	6:53.535	30.951	35.266	170.1	21:49.325
10	1	1:36.703	31.286	30.622	34.795	234.3	23:26.028
11	1	1:36.583	31.269	30.545	34.769	233.8	25:02.611
12	1	1:37.533	31.702	31.059	34.772	233.8	26:40.144
13	1	1:37.089	31.139	30.570	35.380	235.8	28:17.233
14	1	1:36.592	31.101	30.460	35.031	236.3	29:53.825

59		Luxury Racing		Ferrari F458 Italia			
		1. Stephane Ortelli		LM GTE Pro			
		2. Frederic Makowiecki					
1	1	1:59.391	52.350	31.467	35.574	164.4	1:59.391
2	1	1:37.063	31.541	30.681	34.841	234.3	3:36.454
3	1	1:36.570	31.092	30.704	34.774	236.3	5:13.024
4	1	1:36.891	31.196	30.857	34.838	235.8	6:49.915
5	1	1:36.215	31.115	30.378	34.722	237.4	8:26.130
6	1	1:35.971	30.985	30.341	34.645	237.4	10:02.101
7	1	1:42.898 B	31.203	30.686	41.009	235.8	11:44.999
8	2	18:36.237	...	30.987	35.545	168.7	30:21.236
9	2	2:00.704 B	32.292	36.426	51.986	235.8	32:21.940
10	2	7:04.840	5:56.923	30.934	36.983	159.3	39:26.780
11	2	1:37.641	31.685	30.902	35.054	227.8	41:04.421
12	2	1:37.006	31.330	30.546	35.130	237.9	42:41.427
13	2	1:36.693	31.203	30.644	34.846	237.9	44:18.120
14	2	1:43.874 B	31.849	30.578	41.447	229.3	46:01.994
15	2	8:20.936	7:13.332	31.920	35.684	163.9	54:22.930
16	2	1:45.029	33.232	34.014	37.783	228.3	56:07.959
17	2	1:37.290	31.489	30.702	35.099	235.8	57:45.249
18	2	1:36.759	31.364	30.444	34.951	237.4	59:22.008
19	2	1:36.996	31.245	30.521	35.230	238.9	1:00:59.004

60		Gulf AMR Middle East		Aston Martin Vantage			
		1. Fabien Giroix		LM GTE Am			
		2. Roald Goethe					
1	1	2:24.973	1:12.186	34.377	38.410	148.6	2:24.973
2	1	1:41.012	33.112	31.451	36.449	219.1	4:05.985
3	1	1:40.397	33.150	31.276	35.971	198.5	5:46.382
4	1	1:38.325	31.850	30.901	35.574	231.8	7:24.707
5	1	1:38.010	31.688	30.891	35.431	230.3	9:02.717
6	1	1:50.954 B	33.081	31.360	46.513	222.7	10:53.671
7	1	9:05.776	7:56.492	33.611	35.673	135.7	19:59.447
8	1	1:37.003	31.517	30.485	35.001	227.8	21:36.450
9	1	1:37.258	31.347	30.930	34.981	231.8	23:13.708
10	1	1:37.115	31.215	30.614	35.286	236.8	24:50.823
11	1	1:37.964	31.808	30.807	35.349	229.8	26:28.787
12	1	1:37.627	31.565	30.684	35.378	232.8	28:06.414
13	1	1:54.569 B	33.362	33.742	47.465	204.5	30:00.983
14	2	9:35.268	8:23.019	33.925	38.324	151.5	39:36.251
15	2	1:45.068	34.284	32.870	37.914	192.9	41:21.319
16	2	1:43.680	34.077	32.861	36.742	218.2	43:04.999
17	2	1:41.224	32.737	31.724	36.763	225.5	44:46.223
18	2	3:21.654 B	32.630	33.496	2:15.528	230.3	48:07.877
19	2	6:34.427	5:15.920	38.155	40.352	135.8	54:42.304



ILMC

6 HOURS OF ZHUHAI

Free Practice 2

Sector Analysis

Lap	D	Time	Sector 1	Sector 2	Sector 3	T. Spd	Elapsed
20	2	1:42.913	33.046	32.044	37.823	217.3	56:25.217
21	2	1:41.904	33.039	32.391	36.474	211.8	58:07.121
22	2	1:41.830	32.823	32.002	37.005	231.3	59:48.951
23	2	1:45.480	33.283	35.101	37.096	230.3	1:01:34.431

61		AF Corse		Ferrari F430			
		1.Marco Cioci		LM GTE Am			
		2.Philip Ma					
1	2	4:04.341	2:47.031	36.623	40.687	97.2	4:04.341
2	2	1:48.030	36.067	33.440	38.523	192.5	5:52.371
3	2	1:45.256	34.172	32.887	38.197	200.0	7:37.627
4	2	1:44.792	34.636	32.520	37.636	207.7	9:22.419
5	2	1:46.279	34.067	33.738	38.474	206.5	11:08.698
6	2	1:59.056 B	35.116	32.538	51.402	207.7	13:07.754
7	2	13:38.502	...	33.996	38.008	155.6	26:46.256
8	2	1:43.551	33.446	32.555	37.550	200.7	28:29.807
9	2	1:46.954	36.155	32.777	38.022	217.3	30:16.761
10	2	2:04.189 B	35.967	36.549	51.673	206.9	32:20.950
11	2	7:07.496	5:52.273	36.211	39.012	161.0	39:28.446
12	2	1:46.672	36.401	32.423	37.848	210.5	41:15.118
13	2	1:42.695	33.059	32.526	37.110	212.6	42:57.813
14	2	1:44.041	33.008	32.031	39.002	210.5	44:41.854
15	2	1:42.169	32.913	31.768	37.488	213.0	46:24.023
16	2	1:42.207	32.720	31.796	37.691	208.5	48:06.230
17	2	1:43.603	33.173	33.343	37.087	210.5	49:49.833
18	2	1:41.178	32.711	31.530	36.937	209.3	51:31.011
19	2	1:59.421 B	32.995	32.914	53.512	197.8	53:30.432
20	2	3:04.770	1:57.560	31.307	35.903	170.6	56:35.202
21	2	1:38.995	32.286	31.062	35.647	232.8	58:14.197
22	2	1:38.200	31.853	30.956	35.391	236.8	59:52.397
23	2	1:38.238	31.562	31.277	35.399	225.5	1:01:30.635

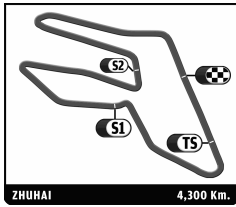
62		CRS Racing		Ferrari F430			
		1.Pierre Ehret		LM GTE Am			
		2.Tim Mullen					
1	1	2:28.920	1:19.349	33.069	36.502	152.3	2:28.920
2	1	1:39.378	32.369	31.178	35.831	225.9	4:08.298
3	1	1:39.849	32.327	31.746	35.776	233.3	5:48.147
4	1	1:39.277	31.882	31.435	35.960	235.8	7:27.424
5	1	1:48.590 B	32.122	31.762	44.706	231.8	9:16.014
6	1	3:50.376	2:41.625	32.594	36.157	158.1	13:06.390
7	1	1:49.769 B	32.248	31.140	46.381	225.5	14:56.159
8	1	5:01.174	3:53.901	31.585	35.688	156.5	19:57.333
9	1	1:38.036	31.731	30.816	35.489	236.8	21:35.369
10	1	1:37.401	31.636	30.649	35.116	235.3	23:12.770
11	1	1:39.187	32.979	30.808	35.400	237.4	24:51.957
12	1	1:39.249	32.483	30.990	35.776	236.8	26:31.206
13	1	1:37.835	31.645	30.954	35.236	235.8	28:09.041
14	1	1:46.305 B	31.685	31.511	43.109	235.3	29:55.346
15	3	9:46.538	8:36.140	33.059	37.339	152.1	39:41.884
16	3	1:39.834	32.647	31.374	35.813	219.1	41:21.718
17	3	1:39.524	32.373	31.318	35.833	226.9	43:01.242
18	3	1:39.026	31.875	31.057	36.094	221.8	44:40.268
19	3	1:40.344	33.083	31.066	36.195	225.5	46:20.612
20	3	1:48.171 B	32.361	31.331	44.479	219.5	48:08.783
21	3	4:10.262	3:03.176	31.258	35.828	140.1	52:19.045
22	3	1:38.062	31.769	30.860	35.433	231.3	53:57.107
23	3	1:38.051	31.712	31.073	35.266	230.3	55:35.158
24	3	1:37.667	31.413	30.855	35.399	218.6	57:12.825

Personal Best Session Best B Crossing the finish line in pit lane

Lap	D	Time	Sector 1	Sector 2	Sector 3	T. Spd	Elapsed
25	3	1:36.802	31.225	30.480	35.097	229.3	58:49.627
26	3	1:36.539	31.011	30.476	35.052	235.8	1:00:26.166

63		Proton Competition		Porsche 911 RSR (997)			
		1.Richard Lietz		LM GTE Am			
		2.Christian Ried					
1	3	2:11.367	1:01.929	32.830	36.608	167.4	2:11.367
2	3	1:42.094	33.798	32.071	36.225	211.4	3:53.461
3	3	1:39.823	32.331	31.524	35.968	214.7	5:33.284
4	3	1:40.528	32.446	31.914	36.168	216.4	7:13.812
5	3	1:39.942	32.467	31.788	35.687	224.5	8:53.754
6	3	1:38.094	31.946	30.733	35.415	229.8	10:31.848
7	3	1:38.154	31.945	30.895	35.314	232.8	12:10.002
8	3	1:47.636 B	33.382	31.437	42.817	230.3	13:57.638
9	3	7:20.561	6:11.211	33.565	35.785	166.9	21:18.199
10	3	1:38.990	32.287	31.111	35.592	229.8	22:57.189
11	3	1:38.109	31.847	30.818	35.444	232.3	24:35.298
12	3	1:38.054	31.912	30.778	35.364	231.8	26:13.352
13	3	1:38.094	31.816	30.918	35.360	232.8	27:51.446
14	3	1:37.842	31.733	30.789	35.320	231.8	29:29.288
15	3	1:46.678 B	31.824	30.702	44.152	229.3	31:15.966
16	2	8:23.943	7:13.929	32.128	37.886	161.2	39:39.909
17	2	1:40.926	32.772	31.319	36.835	213.4	41:20.835
18	2	1:39.208	32.186	31.040	35.982	228.3	43:00.043
19	2	1:39.501	31.911	31.303	36.287	232.8	44:39.544
20	2	1:38.253	31.597	30.761	35.895	235.3	46:17.797
21	2	1:38.307	31.825	30.636	35.846	236.8	47:56.104
22	2	1:38.514	31.942	30.673	35.899	231.3	49:34.618
23	2	1:47.968 B	33.143	31.432	43.393	224.5	51:22.586
24	2	3:43.159	2:36.138	31.088	35.933	172.0	55:05.745
25	2	1:38.594	31.438	31.275	35.881	236.3	56:44.339
26	2	1:37.972	31.745	30.901	35.326	233.8	58:22.311
27	2	1:40.006	32.376	31.509	36.121	220.4	1:00:02.317

64		Lotus Jetalliance		Lotus Evora			
		1.Oskar Slingerland		LM GTE Pro			
		2.Martin Rich					
1	2	2:32.280	1:18.544	35.168	38.568	139.9	2:32.280
2	2	1:42.473	33.393	32.369	36.711	222.2	4:14.753
3	2	1:40.790	32.766	31.667	36.357	228.8	5:55.543
4	2	1:42.410	32.737	31.701	37.972	227.8	7:37.953
5	2	1:41.712	33.093	31.905	36.714	228.8	9:19.665
6	2	1:41.146	32.667	31.945	36.534	229.8	11:00.811
7	2	1:40.739	32.770	31.592	36.377	229.8	12:41.550
8	2	1:51.641 B	32.556	32.118	46.967	228.3	14:33.191
9	1	8:31.426	7:18.397	33.828	39.201	120.8	23:04.617
10	1	1:45.444	34.547	32.466	38.431	222.2	24:50.061
11	1	1:44.462	34.470	32.445	37.547	214.7	26:34.523
12	1	1:44.022	33.326	32.456	38.240	220.4	28:18.545
13	1	6:39.298	33.380	32.581	53:33.337	226.4	34:57.843
14	1	2:23.111 B	52.323	38.204	52.584	142.5	37:20.954
15	1	13:08.447	...	34.854	38.967	122.3	50:29.401
16	1	1:43.841	33.702	32.645	37.494	211.4	52:13.242
17	1	1:45.346	33.691	33.287	38.368	227.4	53:58.588
18	1	1:42.723	33.414	32.180	37.129	226.4	55:41.311
19	1	1:45.414	35.062	32.338	38.014	188.2	57:26.725
20	1	1:43.002	33.202	32.702	37.098	218.6	59:09.727
21	1	1:42.325	33.068	31.908	37.349	226.9	1:00:52.052



ILMC

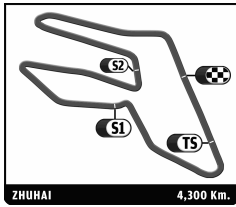
6 HOURS OF ZHUHAI

Free Practice 2

Sector Analysis

■ Personal Best
 ■ Session Best
 ■ B Crossing the finish line in pit lane

Lap	D	Time	Sector 1	Sector 2	Sector 3	T. Spd	Elapsed	Lap	D	Time	Sector 1	Sector 2	Sector 3	T. Spd	Elapsed
65 Lotus Jetalliance Lotus Evora LM GTE Pro 1. James Rossiter 2. Johnny Mowlem 3. David Heinemeier															
1	2	39:50.676	...	32.437	36.811	161.7	39:50.676	11	2	1:50.273 B	33.367	31.873	45.033	226.4	25:44.726
2	2	1:40.250	32.641	31.462	36.147	224.1	41:30.926	12	1	3:42.404	2:31.043	33.798	37.563	148.1	29:27.130
3	2	1:39.069	32.027	31.314	35.728	231.3	43:09.995	13	1	1:55.143 B	32.761	31.422	50.960	216.4	31:22.273
4	2	1:39.038	32.046	31.147	35.845	224.5	44:49.033	14	1	8:07.758	6:58.533	32.179	37.046	158.1	39:30.031
5	2	1:41.487	31.926	31.893	37.668	231.8	46:30.520	15	1	1:41.487	33.190	31.463	36.834	213.9	41:11.518
6	2	1:38.650	31.841	31.004	35.805	232.3	48:09.170	16	1	1:40.116	32.467	31.058	36.591	219.1	42:51.634
7	2	1:39.148	31.784	31.344	36.020	235.3	49:48.318	17	1	1:39.468	32.211	31.104	36.153	223.1	44:31.102
8	2	1:38.659	31.900	31.101	35.658	233.8	51:26.977	18	1	1:39.103	31.942	31.093	36.068	229.8	46:10.205
9	2	1:38.296	31.741	31.018	35.537	234.3	53:05.273	19	1	1:41.269	32.424	31.171	37.674	232.1	47:51.474
10	2	1:38.868	31.801	31.239	35.828	232.3	54:44.141	20	1	1:49.583 B	31.766	31.042	46.775	232.8	49:41.057
11	2	1:40.339	31.792	31.781	36.766	230.8	56:24.480	21	3	3:57.769	2:49.227	31.705	36.837	163.1	53:38.826
12	2	1:39.313	32.128	31.266	35.919	233.8	58:03.793	22	3	1:40.217	32.334	31.520	36.363	230.3	55:19.043
13	2	1:38.903	32.003	31.170	35.730	229.8	59:42.696	23	3	1:40.628	32.278	31.942	36.408	228.8	56:59.671
14	2	1:38.609	31.755	31.151	35.703	229.8	1:01:21.305	24	3	1:39.695	32.186	31.423	36.086	231.3	58:39.366
								25	3	1:39.128	31.960	31.179	35.989	232.3	1:00:18.494
90 Piris Racing Formula Le Mans - Oreca - 09 1. Wei Liang Chen 2. Zhang Shanqi FLM															
1	2	2:07.496	1:00.225	31.901	35.370	156.5	2:07.496								
2	2	1:37.275	32.110	30.529	34.636	238.9	3:44.771								
3	2	1:35.774	31.129	30.293	34.352	229.3	5:20.545								
4	2	1:35.608	31.161	29.978	34.469	242.7	6:56.153								
5	2	1:34.751	30.719	29.868	34.164	245.5	8:30.904								
6	2	1:40.761 B	30.443	29.901	40.417	244.9	10:11.665								
7	2	5:30.244 B	4:15.490	31.341	43.413	173.1	15:41.909								
8	2	4:47.168	3:41.027	30.943	35.198	170.6	20:29.077								
9	2	1:36.130	31.037	30.439	34.654	240.5	22:05.207								
10	2	1:35.151	30.659	30.025	34.467	243.2	23:40.358								
11	2	1:34.686	30.761	29.853	34.072	243.2	25:15.044								
12	2	1:44.425 B	30.578	29.938	43.909	244.3	26:59.469								
13	1	12:43.684	...	33.735	37.315	169.5	39:43.153								
14	1	1:42.071	32.847	32.625	36.599	218.6	41:25.224								
15	1	1:42.154	34.077	31.737	36.340	219.1	43:07.378								
16	1	1:39.721	32.211	31.162	36.348	220.4	44:47.099								
17	1	1:49.003 B	32.029	32.217	44.757	228.8	46:36.102								
18	1	3:55.286	2:45.551	32.558	37.177	171.2	50:31.388								
19	1	1:43.758	32.698	32.527	38.533	201.1	52:15.146								
20	1	1:39.576	32.527	31.896	35.153	200.4	53:54.722								
21	1	1:38.861	31.947	31.633	35.281	223.6	55:33.583								
22	1	1:39.987	31.919	31.551	36.517	219.5	57:13.570								
23	1	1:38.720	31.524	31.994	35.202	232.3	58:52.290								
24	1	1:37.882	31.387	31.003	35.492	238.4	1:00:30.172								
94 Hitotsuyama Racing Audi R8 LMS 1. Akihiro Tsuzuki 2. Michael Kim 3. Carlo Van Dam GTC															
1	2	2:43.261	1:28.200	35.756	39.305	128.0	2:43.261								
2	2	1:54.505 B	34.163	34.262	46.080	216.4	4:37.766								
3	2	3:58.847	2:44.913	35.461	38.473	73.3	8:36.613								
4	2	1:41.516	32.753	31.773	36.990	228.3	10:18.129								
5	2	1:42.636	33.007	31.523	38.106	231.3	12:00.765								
6	2	1:44.838	33.860	33.820	37.158	223.6	13:45.603								
7	2	1:49.703 B	33.077	31.624	45.002	231.3	15:35.306								
8	2	4:57.025	3:47.206	32.442	37.377	154.9	20:32.331								
9	2	1:41.620	33.077	32.031	36.512	231.8	22:13.951								
10	2	1:40.502	32.405	31.386	36.711	232.8	23:54.453								
96 Team AMG Mercedes SLS AMG GT3 1. Congfu Cheng 2. Lance David Arnold 3. Mika Häkkinen GTC															
1	1	2:08.673	55.334	35.479	37.860	146.7	2:08.673								
2	1	1:40.223	32.952	31.755	35.516	226.4	3:48.896								
3	1	1:37.511	31.464	30.875	35.172	242.7	5:26.407								
4	1	1:37.078	31.369	30.743	34.966	240.0	7:03.485								
5	1	1:38.209	31.071	30.491	36.647	241.6	8:41.694								
6	1	1:42.931 B	31.273	30.577	41.081	241.6	10:24.625								
7	3	6:00.176 B	4:38.427	35.996	45.753	53.8	16:24.801								
8	3	4:19.488	3:12.402	31.446	35.640	144.2	20:44.289								
9	3	1:39.423	32.050	30.841	36.532	224.1	22:23.712								
10	3	1:37.708	31.687	30.754	35.267	237.4	24:01.420								
11	3	1:38.002	31.617	30.975	35.410	238.4	25:39.422								
12	3	1:36.838	31.284	30.569	34.985	241.6	27:16.260								
13	3	1:41.906 B	31.294	30.441	40.171	243.8	28:58.166								
14	2	3:33.316 B	2:05.920	38.308	49.088	108.1	32:31.482								
15	2	6:51.621	5:44.687	31.335	35.599	168.5	39:23.103								
16	2	1:36.666	31.120	30.487	35.059	241.6	40:59.769								
17	2	1:37.931	32.429	30.478	35.024	240.5	42:37.700								
18	2	1:38.206	31.182	31.113	35.911	244.9	44:15.906								
19	2	1:36.298	30.940	30.382	34.976	243.2	45:52.204								
20	2	1:42.049 B	31.122	30.381	40.546	241.6	47:34.253								
21	2	2:46.679	1:38.974	32.160	35.545	150.4	50:20.932								
22	2	1:35.788	31.061	30.182	34.545	243.2	51:56.720								
23	2	1:46.239	35.370	32.697	38.172	243.8	53:42.959								
24	2	1:37.662	31.066	31.304	35.292	241.1	55:20.621								
25	2	1:36.933	31.013	30.803	35.117	244.3	56:57.554								
26	2	1:36.111	31.042	30.326	34.743	240.5	58:33.665								
27	2	1:37.471	31.109	30.893	35.469	242.2	1:00:11.136								
97 Audi Race Experience Audi R8 LMS 1. Florian Gruber 2. Jeffrey Lee 3. Hing Tak Mak GTC															
1	2	7:15.012	5:54.334	36.808	43.870	89.9	7:15.012								
2	2	1:46.640	34.549	33.663	38.428	204.5	9:01.652								
3	2	1:47.140	35.618	33.266	38.256	204.2	10:48.792								
4	2	1:43.136	33.151	32.745	37.240	223.1	12:31.928								
5	2	1:54.700 B	32.708	33.144	48.848	230.8	14:26.628								
6	2	6:14.914	5:02.422	34.024	38.468	158.1	20:41.542								
7	2	1:43.847	32.915	32.158	38.774	226.4	22:25.389								
8	2	1:42.295	32.707	31.791	37.797	229.8	24:07.684								
9	2	1:41.080	32.557	31.802	36.721	230.8	25:48.764								



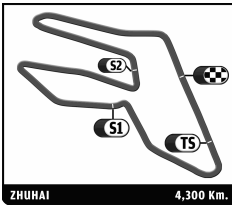
ILMC
6 HOURS OF ZHUHAI
Free Practice 2

Sector Analysis

■ Personal Best ■ Session Best B Crossing the finish line in pit lane

Lap	D	Time	Sector 1	Sector 2	Sector 3	T. Spd	Elapsed	Lap	D	Time	Sector 1	Sector 2	Sector 3	T. Spd	Elapsed
10	2	1:41.103	32.428	31.926	36.749	232.3	27:29.867								
11	2	1:42.292	32.383	32.643	37.266	231.8	29:12.159								
12	2	1:41.143	32.527	31.616	37.000	233.3	30:53.302								
13	2	1:53.791 B	34.615	32.265	46.911	206.9	32:47.093								
14	2	7:08.580	5:59.123	32.339	37.118	160.2	39:55.673								
15	2	1:40.495	32.305	31.571	36.619	232.3	41:36.168								
16	2	1:46.384	37.180	32.344	36.860	232.8	43:22.552								
17	2	1:39.981	32.249	31.315	36.417	233.3	45:02.533								
18	2	1:42.406	32.208	32.534	37.664	233.8	46:44.939								
19	2	1:40.205	32.326	31.567	36.312	234.3	48:25.144								
20	2	1:47.246 B	32.015	31.746	43.485	233.3	50:12.390								
21	1	3:49.584	2:41.517	31.718	36.349	152.5	54:01.974								
22	1	1:40.162	32.675	31.332	36.155	228.8	55:42.136								
23	1	1:39.726	32.269	31.421	36.036	220.4	57:21.862								
24	1	1:39.243	31.923	30.976	36.344	235.3	59:01.105								
25	1	1:38.988	32.071	30.888	36.029	232.8	1:00:40.093								

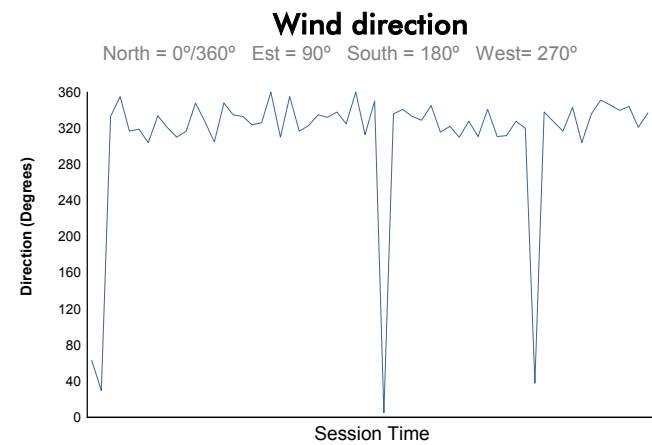
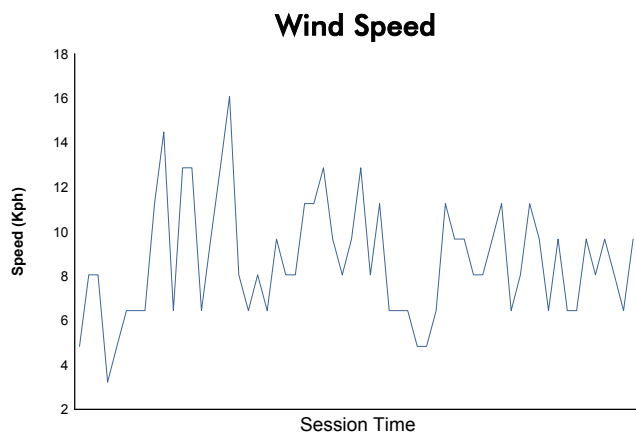
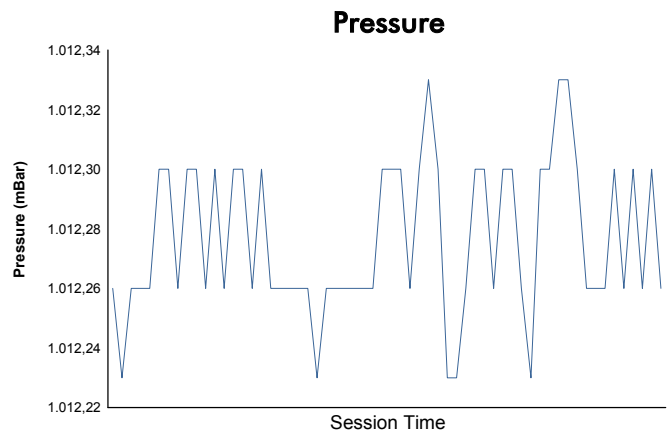
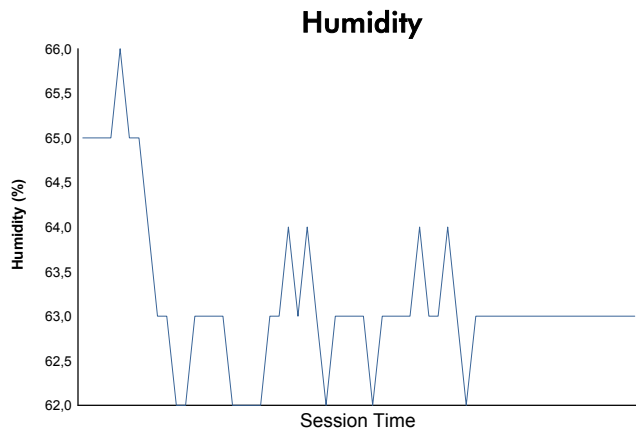
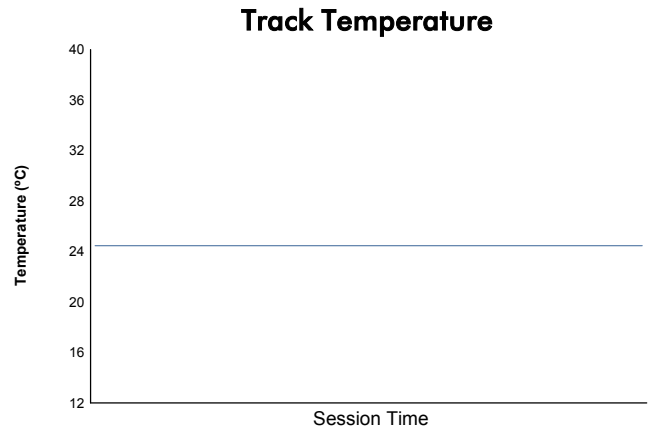
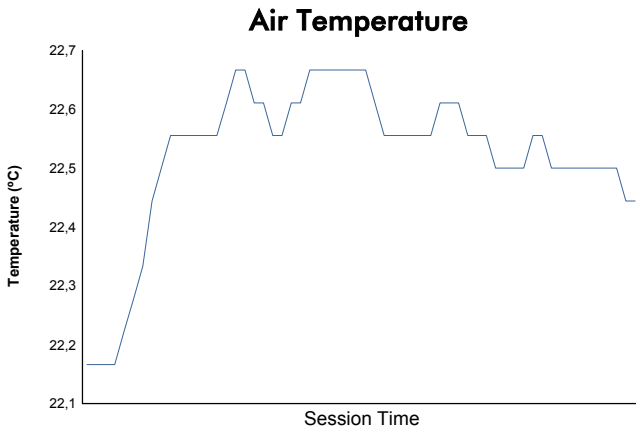
98	Audi Sport C Racing		Audi R8 LMS				
	1. Edoardo Mortara	3. Alexandre Imperatori	GTC				
1	3	2:36.040	1:27.537	32.042	36.461	153.4	2:36.040
2	3	1:39.561	32.230	31.298	36.033	233.3	4:15.601
3	3	1:45.778	34.007	33.312	38.459	235.3	6:01.379
4	3	1:39.236	32.161	31.113	35.962	235.3	7:40.615
5	3	1:49.065 B	32.068	33.867	43.130	234.8	9:29.680
6	3	5:16.821 B	4:00.270	31.851	44.700	159.3	14:46.501
7	3	10:34.265	9:24.587	32.805	36.873	100.3	25:20.766
8	3	1:37.419	31.573	30.728	35.118	236.3	26:58.185
9	3	1:37.278	31.117	30.881	35.280	237.4	28:35.463
10	3	1:53.188 B	34.062	33.609	45.517	203.0	30:28.651
11	1	9:08.246	7:56.085	35.587	36.574	160.0	39:36.897
12	1	1:40.231	33.127	31.222	35.882	202.2	41:17.128
13	1	1:38.594	31.793	31.276	35.525	235.8	42:55.722
14	1	1:37.522	31.530	30.546	35.446	236.3	44:33.244
15	1	1:37.255	31.379	30.582	35.294	236.3	46:10.499
16	1	1:44.715 B	31.465	30.738	42.512	235.8	47:55.214
17	1	5:18.399	4:09.574	31.236	37.589	157.2	53:13.613
18	1	1:38.769	33.034	30.647	35.088	218.6	54:52.382
19	1	1:39.776	30.886	31.393	37.497	240.5	56:32.158
20	1	1:38.098	32.861	30.389	34.848	227.4	58:10.256
21	1	1:46.985 B	30.797	33.461	42.727	243.2	59:57.241



Computerised results and timing service

**6 HOURS OF ZHUHAI
ILMC**

**Free Practice 2
Weather Report**



Track Status: **DRY**