

ILMC
6 HOURS OF ZHUHAI
 Free Practice 3
 Provisional Classification

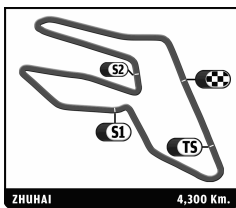
Nr.	Team	Drivers	Car	Cl	Ty	Time	Lap	Total	Gap	Kph
1	7 Peugeot Sport Total	S. Bourdais / A. Davidson	Peugeot 908	LM P1	M	1:22.397	4	36	-	187.9
2	8 Peugeot Sport Total	F. Montagny / S. Sarrazin	Peugeot 908	LM P1	M	1:22.980	16	34	+0.583	186.6
3	2 Audi Sport Team Joest	T. Kristensen / A. McNish	Audi R18 TDI	LM P1	M	1:23.216	27	35	+0.819	186.0
4	1 Audi Sport Team Joest	T. Bernhard / M. Fässler	Audi R18 TDI	LM P1	M	1:23.314	33	35	+0.917	185.8
5	12 Rebellion Racing	N. Jani / N. Prost	Lola B10/60 Coupé - Toyota	LM P1	M	1:24.296	24	28	+1.899	183.6
6	24 Oak Racing	J. Nicolet / A. Premat / O. Pla	Oak Pescarolo - Judd	LM P1	D	1:25.133	26	32	+2.736	181.8
7	007 Aston Martin Racing	A. Meyrick / S. Mücke / H. Primat	Lola Aston Martin	LM P1	M	1:25.604	6	19	+3.207	180.8
8	15 Oak Racing	M. Lahaye / G. Moreau / P. Ragues	Oak Pescarolo - Judd	LM P1	D	1:26.178	5	30	+3.781	179.6
9	26 Signatech Nissan	F. Mailloux / L. Ordofiez / J. Vernay	Oreca 03 - Nissan	LM P2	D	1:28.273	22	26	+5.876	175.4
10	23 Tokai Univ Ykg Power	M. Shogo / Y. Naoki	Courage-Oreca LC70	LM P1	Y	1:30.702	10	27	+8.305	170.7
11	35 Oak Racing	P. Lafargue / F. Da Rocha	Oak Pescarolo - Judd	LM P2	D	1:30.985	32	33	+8.588	170.1
12	59 Luxury Racing	S. Ortelli / F. Makowiecki	Ferrari F458 Italia	LM GTE Pro	M	1:34.493	24	30	+12.096	163.8
13	51 AF Corse	G. Fisichella / G. Bruni	Ferrari F458 Italia	LM GTE Pro	M	1:34.500	28	29	+12.103	163.8
14	55 BMW Motorsport	A. Farfus / J. Müller	BMW M3	LM GTE Pro	D	1:34.670	28	30	+12.273	163.5
15	90 Piris Racing	W. Chen / Z. Shangji	Formula Le Mans - Oreca - 09	FLM	M	1:34.741	23	28	+12.344	163.4
16	56 BMW Motorsport	A. Priaux / U. Alzen	BMW M3	LM GTE Pro	D	1:34.952	10	30	+12.555	163.0
17	63 Proton Competition	R. Lietz / C. Ried / G. Roda	Porsche 911 RSR (997)	LM GTE Am	M	1:35.525	10	29	+13.128	162.1
18	62 CRS Racing	P. Ehret / T. Mullen / R. Wills	Ferrari F430	LM GTE Am	M	1:35.670	6	29	+13.273	161.8
19	58 Luxury Racing	A. Beltoise / D. Farnbacher / R. Firman	Ferrari F458 Italia	LM GTE Pro	M	1:35.670	12	28	+13.273	161.8
20	60 Gulf AMR Middle East	F. Giroix / R. Goethe	Aston Martin Vantage	LM GTE Am	D	1:35.884	12	27	+13.487	161.4
21	96 Team AMG	C. Cheng / L. Arnold / M. Häkkinen	Mercedes SLS AMG GT3	GTC	M	1:36.364	23	24	+13.967	160.6
22	50 Larbre Competition	P. Bornhauser / J. Canal / O. Beretta	Corvette C6-ZR1	LM GTE Am	M	1:36.387	7	30	+13.990	160.6
23	61 AF Corse	M. Cioci / P. Ma	Ferrari F430	LM GTE Am	M	1:36.961	24	30	+14.564	159.7
24	65 Lotus Jetalliance	J. Rossiter / J. Mowlam / D. Heinemeier	Lotus Evora	LM GTE Pro	M	1:37.174	22	28	+14.777	159.3
25	94 Hitotsuyama Racing	A. Tsuzuki / M. Kim / C. Van Dam	Audi R8 LMS	GTC	Y	1:37.491	6	29	+15.094	158.8
26	57 Krohn Racing	T. Krohn / N. Jönsson / M. Rugolo	Ferrari F430	LM GTE Am	D	1:37.539	5	26	+15.142	158.7
27	98 Audi Sport C Racing	E. Mortara / D. O'Young / A. Imperatori	Audi R8 LMS	GTC	M	1:37.550	21	31	+15.153	158.7
28	97 Audi Race Experience	F. Gruber / J. Lee / H. Tak Mak	Audi R8 LMS	GTC	M	1:38.396	26	29	+15.999	157.3
29	64 Lotus Jetalliance	O. Slingerland / M. Rich / R. Rasmussen	Lotus Evora	LM GTE Pro	M	1:38.845	9	27	+16.448	156.6

Fastest Lap	Lap 4	Anthony Davidson	1:22.397	187.9 Kph
--------------------	-------	------------------	-----------------	-----------

Published at:

Track Status: **DRY**

Race Director:	Timekeeper:
-----------------------	--------------------



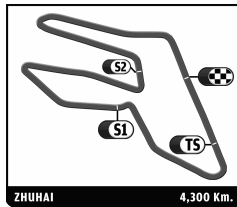
ILMC
6 HOURS OF ZHUHAI
 Free Practice 3
 Provisional Classification by Class

Nr.	Team	Drivers	Car	Ty	Time	Lap	Total	Gap	Kph
LM P1									
1	7 Peugeot Sport Total	S. Bourdais / A. Davidson	Peugeot 908	M	1:22.397	4	36		187.9
2	8 Peugeot Sport Total	F. Montagny / S. Sarrazin	Peugeot 908	M	1:22.980	16	34	+0.583	186.6
3	2 Audi Sport Team Joest	T. Kristensen / A. McNish	Audi R18 TDI	M	1:23.216	27	35	+0.819	186.0
4	1 Audi Sport Team Joest	T. Bernhard / M. Fassler	Audi R18 TDI	M	1:23.314	33	35	+0.917	185.8
5	12 Rebellion Racing	N. Jani / N. Prost	Lola B10/60 Coupé - Toyota	M	1:24.296	24	28	+1.899	183.6
6	24 Oak Racing	J. Nicolet / A. Premat / O. Pla	Oak Pescarolo - Judd	D	1:25.133	26	32	+2.736	181.8
7	007 Aston Martin Racing	A. Meyrick / S. Mücke / H. Primat	Lola Aston Martin	M	1:25.604	6	19	+3.207	180.8
8	15 Oak Racing	M. Lahaye / G. Moreau / P. Ragues	Oak Pescarolo - Judd	D	1:26.178	5	30	+3.781	179.6
9	23 Tokai Univ Ygk Power	M. Shogo / Y. Naoki	Courage-Oreca LC70	Y	1:30.702	10	27	+8.305	170.7
LM P2									
1	26 Signatech Nissan	F. Maillieux / L. Ordóñez / J. Vernay	Oreca 03 - Nissan	D	1:28.273	22	26		175.4
2	35 Oak Racing	P. Lafargue / F. Da Rocha	Oak Pescarolo - Judd	D	1:30.985	32	33	+2.712	170.1
LM GTE Pro									
1	59 Luxury Racing	S. Ortelli / F. Makowiecki	Ferrari F458 Italia	M	1:34.493	24	30		163.8
2	51 AF Corse	G. Fisichella / G. Bruni	Ferrari F458 Italia	M	1:34.500	28	29	+0.007	163.8
3	55 BMW Motorsport	A. Farfus / J. Müller	BMW M3	D	1:34.670	28	30	+0.177	163.5
4	56 BMW Motorsport	A. Priaux / U. Alzen	BMW M3	D	1:34.952	10	30	+0.459	163.0
5	58 Luxury Racing	A. Beltoise / D. Farnbacher / R. Firman	Ferrari F458 Italia	M	1:35.670	12	28	+1.177	161.8
6	65 Lotus Jetalliance	J. Rossiter / J. Mowlem / D. Heinemeier	Lotus Evora	M	1:37.174	22	28	+2.681	159.3
7	64 Lotus Jetalliance	O. Slingerland / M. Rich / R. Rasmussen	Lotus Evora	M	1:38.845	9	27	+4.352	156.6
LM GTE Am									
1	63 Proton Competition	R. Lietz / C. Ried / G. Roda	Porsche 911 RSR (997)	M	1:35.525	10	29		162.1
2	62 CRS Racing	P. Ehret / T. Mullen / R. Wills	Ferrari F430	M	1:35.670	6	29	+0.145	161.8
3	60 Gulf AMR Middle East	F. Giroix / R. Goethe	Aston Martin Vantage	D	1:35.884	12	27	+0.359	161.4
4	50 Larbre Competition	P. Bornhauser / J. Canal / O. Beretta	Corvette C6-ZR1	M	1:36.387	7	30	+0.862	160.6
5	61 AF Corse	M. Cioci / P. Ma	Ferrari F430	M	1:36.961	24	30	+1.436	159.7
6	57 Krohn Racing	T. Krohn / N. Jönsson / M. Rugolo	Ferrari F430	D	1:37.539	5	26	+2.014	158.7
FLM									
1	90 Ptrs Racing	W. Chen / Z. Shanqi	Formula Le Mans - Oreca - 09	M	1:34.741	23	28		163.4
GTC									
1	96 Team AMG	C. Cheng / L. Arnold / M. Häkkinen	Mercedes SLS AMG GT3	M	1:36.364	23	24		160.6
2	94 Hitotsuyama Racing	A. Tsuzuki / M. Kim / C. Van Dam	Audi R8 LMS	Y	1:37.491	6	29	+1.127	158.8
3	98 Audi Sport C Racing	E. Mortara / D. O'Young / A. Imperatori	Audi R8 LMS	M	1:37.550	21	31	+1.186	158.7
4	97 Audi Race Experience	F. Gruber / J. Lee / H. Tak Mak	Audi R8 LMS	M	1:38.396	26	29	+2.032	157.3

Published at:

Track Status: **DRY**

Race Director:	Timekeeper:
-----------------------	--------------------



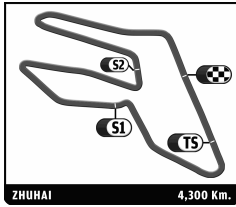
ILMC

6 HOURS OF ZHUHAI

Free Practice 3

Provisional Classification by Driver Fastest Lap

Nr	Team	Car	Class	Driver	Time	Lap	Total	Gap	Kph		
1	7	Peugeot Sport Total	Peugeot 908	LM P1	Anthony Davidson	1:22.397	4	20		187.9	
2	8	Peugeot Sport Total	Peugeot 908	LM P1	Stephane Sarrazin	1:22.980	8	26	0.583	0.583	186.6
3	2	Audi Sport Team Joest	Audi R18 TDI	LM P1	Tom Kristensen	1:23.216	11	19	0.819	0.236	186.0
4	1	Audi Sport Team Joest	Audi R18 TDI	LM P1	Marcel Fässler	1:23.314	16	18	0.917	0.098	185.8
5	2	Audi Sport Team Joest	Audi R18 TDI	LM P1	Allan McNish	1:23.364	5	16	0.967	0.050	185.7
6	1	Audi Sport Team Joest	Audi R18 TDI	LM P1	Timo Bernhard	1:23.787	5	17	1.390	0.423	184.8
7	8	Peugeot Sport Total	Peugeot 908	LM P1	Franck Montagny	1:24.022	5	8	1.625	0.235	184.2
8	7	Peugeot Sport Total	Peugeot 908	LM P1	Sebastien Bourdais	1:24.190	2	16	1.793	0.168	183.9
9	12	Rebellion Racing	Lola B10/60 Coupé - Toyota	LM P1	Neel Jani	1:24.296	9	13	1.899	0.106	183.6
10	12	Rebellion Racing	Lola B10/60 Coupé - Toyota	LM P1	Nicolas Prost	1:24.922	14	15	2.525	0.626	182.3
11	24	Oak Racing	Oak Pescarolo - Judd	LM P1	Olivier Pla	1:25.133	9	15	2.736	0.211	181.8
12	007	Aston Martin Racing	Lola Aston Martin	LM P1	Stefan Mücke	1:25.604	6	15	3.207	0.471	180.8
13	24	Oak Racing	Oak Pescarolo - Judd	LM P1	Alexandre Premat	1:25.854	4	11	3.457	0.250	180.3
14	15	Oak Racing	Oak Pescarolo - Judd	LM P1	Guillaume Moreau	1:26.178	5	7	3.781	0.324	179.6
15	15	Oak Racing	Oak Pescarolo - Judd	LM P1	Mathieu Lahaye	1:26.230	20	23	3.833	0.052	179.5
16	007	Aston Martin Racing	Lola Aston Martin	LM P1	Andy Meyrick	1:27.873	3	4	5.476	1.643	176.2
17	26	Signatech Nissan	Oreca 03 - Nissan	LM P2	Franck Mailleux	1:28.273	10	14	5.876	0.400	175.4
18	24	Oak Racing	Oak Pescarolo - Judd	LM P1	Jacques Nicolet	1:29.428	2	6	7.031	1.155	173.1
19	26	Signatech Nissan	Oreca 03 - Nissan	LM P2	Jean-Karl Vernay	1:30.135	11	12	7.738	0.707	171.7
20	23	Tokai Univ Ygk Power	Courage-Oreca LC70	LM P1	Mitsuyama Shogo	1:30.702	10	11	8.305	0.567	170.7
21	35	Oak Racing	Oak Pescarolo - Judd	LM P2	Patrice Lafargue	1:30.985	14	15	8.588	0.283	170.1
22	23	Tokai Univ Ygk Power	Courage-Oreca LC70	LM P1	Yokomizo Naoki	1:31.959	13	16	9.562	0.974	168.3
23	35	Oak Racing	Oak Pescarolo - Judd	LM P2	Frederic Da Rocha	1:33.142	8	18	10.745	1.183	166.2
24	59	Luxury Racing	Ferrari F458 Italia	LM GTE Pro	Frederic Makowiecki	1:34.493	24	30	12.096	1.351	163.8
25	51	AF Corse	Ferrari F458 Italia	LM GTE Pro	Gianmaria Bruni	1:34.500	17	18	12.103	0.007	163.8
26	55	BMW Motorsport	BMW M3	LM GTE Pro	Jörg Müller	1:34.670	13	15	12.273	0.170	163.5
27	90	Pfirs Racing	Formula Le Mans - Oreca - 09	FLM	Zhang Shanqi	1:34.741	4	9	12.344	0.071	163.4
28	56	BMW Motorsport	BMW M3	LM GTE Pro	Uwe Alzen	1:34.952	10	18	12.555	0.211	163.0
29	56	BMW Motorsport	BMW M3	LM GTE Pro	Andy Priaux	1:35.012	5	12	12.615	0.060	162.9
30	55	BMW Motorsport	BMW M3	LM GTE Pro	Augusto Farfus	1:35.186	10	15	12.789	0.174	162.6
31	90	Pfirs Racing	Formula Le Mans - Oreca - 09	FLM	Wei Liang Chen	1:35.375	18	19	12.978	0.189	162.3
32	63	Proton Competition	Porsche 911 RSR (997)	LM GTE Am	Richard Lietz	1:35.525	10	12	13.128	0.150	162.1
33	58	Luxury Racing	Ferrari F458 Italia	LM GTE Pro	Anthony Beltoise	1:35.670	7	10	13.273	0.145	161.8
34	62	CRS Racing	Ferrari F430	LM GTE Am	Tim Mullen	1:35.670	6	8	13.273	0.000	161.8
35	60	Gulf AMR Middle East	Aston Martin Vantage	LM GTE Am	Fabien Giroix	1:35.884	12	14	13.487	0.214	161.4
36	58	Luxury Racing	Ferrari F458 Italia	LM GTE Pro	Dominik Farnbacher	1:35.959	6	13	13.562	0.075	161.3
37	51	AF Corse	Ferrari F458 Italia	LM GTE Pro	Giancarlo Fisichella	1:35.968	7	11	13.571	0.009	161.3
38	96	Team AMG	Mercedes SLS AMG GT3	GTC	Mika Häkkinen	1:36.364	9	10	13.967	0.396	160.6
39	50	Larbre Competition	Corvette C6-ZR1	LM GTE Am	Olivier Beretta	1:36.387	7	15	13.990	0.023	160.6
40	96	Team AMG	Mercedes SLS AMG GT3	GTC	Lance David Arnold	1:36.442	4	7	14.045	0.055	160.5
41	50	Larbre Competition	Corvette C6-ZR1	LM GTE Am	Julien Canal	1:36.630	4	7	14.233	0.188	160.2
42	58	Luxury Racing	Ferrari F458 Italia	LM GTE Pro	Ralph Firman	1:36.678	4	5	14.281	0.048	160.1
43	63	Proton Competition	Porsche 911 RSR (997)	LM GTE Am	Gianluca Roda	1:36.741	11	12	14.344	0.063	160.0
44	61	AF Corse	Ferrari F430	LM GTE Am	Philip Ma	1:36.961	24	30	14.564	0.220	159.7
45	96	Team AMG	Mercedes SLS AMG GT3	GTC	Congfu Cheng	1:37.160	4	7	14.763	0.199	159.3
46	65	Lotus Jetalliance	Lotus Evora	LM GTE Pro	James Rossiter	1:37.174	7	13	14.777	0.014	159.3
47	63	Proton Competition	Porsche 911 RSR (997)	LM GTE Am	Christian Ried	1:37.322	3	5	14.925	0.148	159.1
48	94	Hitotsuyama Racing	Audi R8 LMS	GTC	Carlo Van Dam	1:37.491	6	7	15.094	0.169	158.8
49	57	Krohn Racing	Ferrari F430	LM GTE Am	Michele Rugolo	1:37.539	5	10	15.142	0.048	158.7
50	62	CRS Racing	Ferrari F430	LM GTE Am	Roger Wills	1:37.541	3	12	15.144	0.002	158.7
51	98	Audi Sport C Racing	Audi R8 LMS	GTC	Edoardo Mortara	1:37.550	9	19	15.153	0.009	158.7
52	62	CRS Racing	Ferrari F430	LM GTE Am	Pierre Ehret	1:37.591	5	9	15.194	0.041	158.6
53	50	Larbre Competition	Corvette C6-ZR1	LM GTE Am	Patrick Bornhauser	1:37.700	4	8	15.303	0.109	158.4
54	97	Audi Race Experience	Audi R8 LMS	GTC	Florian Gruber	1:38.396	3	6	15.999	0.696	157.3
55	97	Audi Race Experience	Audi R8 LMS	GTC	Jeffrey Lee	1:38.555	8	12	16.158	0.159	157.1
56	98	Audi Sport C Racing	Audi R8 LMS	GTC	Darryl O'Young	1:38.778	4	12	16.381	0.223	156.7
57	64	Lotus Jetalliance	Lotus Evora	LM GTE Pro	Martin Rich	1:38.845	9	14	16.448	0.067	156.6
58	65	Lotus Jetalliance	Lotus Evora	LM GTE Pro	David Heinemeier	1:38.867	14	15	16.470	0.022	156.6
59	57	Krohn Racing	Ferrari F430	LM GTE Am	Ronald Goethe	1:39.209	11	16	16.812	0.342	156.0
60	94	Hitotsuyama Racing	Audi R8 LMS	GTC	Akihiro Suzuki	1:39.464	4	6	17.067	0.255	155.6
61	94	Hitotsuyama Racing	Audi R8 LMS	GTC	Michael Kim	1:39.542	10	16	17.145	0.078	155.5
62	60	Gulf AMR Middle East	Aston Martin Vantage	LM GTE Am	Rene Rasmussen	1:39.914	5	13	17.517	0.372	154.9
63	64	Lotus Jetalliance	Lotus Evora	LM GTE Pro	Hing Tak Mak	1:40.785	8	13	18.388	0.871	153.6
64	97	Audi Race Experience	Audi R8 LMS	GTC	Lucas Ordofez	1:42.544	9	11	20.147	1.759	151.0
65	26	Signatech Nissan	Oreca 03 - Nissan	LM P2	Sebastien Bourdais						
66	59	Luxury Racing	Ferrari F458 Italia	LM GTE Pro	Stephane Ortelli						
67	007	Aston Martin Racing	Lola Aston Martin	LM P1	Harold Primat						
68	15	Oak Racing	Oak Pescarolo - Judd	LM P1	Pierre Ragues						



ILMC
6 HOURS OF ZHUHAI
 Free Practice 3

Provisional Classification by Driver Fastest Lap

Nr	Team	Car	Class	Driver	Time	Lap	Total	Gap	Kph
69	64 Lotus Jetalliance	Lotus Evora	LM GTE Pro	Oskar Slingerland					
70	61 AF Corse	Ferrari F430	LM GTE Am	Marco Cioci					
71	98 Audi Sport C Racing	Audi R8 LMS	GTC	Alexandre Imperatori					
72	65 Lotus Jetalliance	Lotus Evora	LM GTE Pro	Johnny Mowlem					
73	57 Krohn Racing	Ferrari F430	LM GTE Am	Niclas Jönsson					

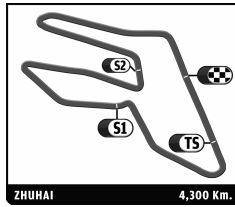
Published at:

Track Status:

DRY

Race Director:

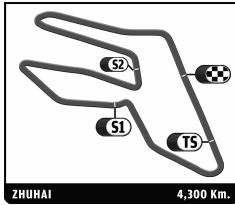
Timekeeper:



ILMC 6 HOURS OF ZHUHAI After Free Practice 3

Provisional Classification by Driver Fastest Lap

Nr	Team	Car	Class	Driver	Session 1		Session 2		Session 3		Time	Gap	Kph
					Time	Laps	Time	Laps	Time	Laps			
1	8 Peugeot Sport Total	Peugeot 908	LM P1	Stephane Sarrazin	1:21.999	47			1:22.980	26	1:21.999		188.8
2	7 Peugeot Sport Total	Peugeot 908	LM P1	Anthony Davidson	1:24.716	8	1:23.504	33	1:22.397	20	1:22.397	0.398	187.9
3	7 Peugeot Sport Total	Peugeot 908	LM P1	Sebastien Bourdais	1:22.495	46			1:24.190	16	1:22.495	0.496	187.6
4	2 Audi Sport Team Joest	Audi R18 TDI	LM P1	Tom Kristensen	1:23.608	32	1:23.860	16	1:23.216	19	1:23.216	1.217	186.0
5	1 Audi Sport Team Joest	Audi R18 TDI	LM P1	Marcel Fässler	1:24.312	31	1:25.739	14	1:23.314	18	1:23.314	1.315	185.8
6	8 Peugeot Sport Total	Peugeot 908	LM P1	Franck Montagny			1:23.321	27	1:24.022	8	1:23.321	1.322	185.8
7	2 Audi Sport Team Joest	Audi R18 TDI	LM P1	Allan McNish	1:24.808	22	1:24.623	16	1:23.364	16	1:23.364	1.365	185.7
8	1 Audi Sport Team Joest	Audi R18 TDI	LM P1	Timo Bernhard	1:25.728	23	1:24.389	16	1:23.787	17	1:23.787	1.788	184.8
9	12 Rebellion Racing	Lola B10/60 Coupé - Toyota	LM P1	Neel Jani	1:25.533	29	1:27.573	6	1:24.296	13	1:24.296	2.297	183.6
10	12 Rebellion Racing	Lola B10/60 Coupé - Toyota	LM P1	Nicolas Prost	1:28.217	5	1:25.929	21	1:24.922	15	1:24.922	2.923	182.3
11	24 Oak Racing	Oak Pescarolo - Judd	LM P1	Olivier Pla	1:26.792	7	1:25.096	15	1:25.133	15	1:25.096	3.097	181.9
12	007 Aston Martin Racing	Lola Aston Martin	LM P1	Stefan Mücke	1:26.020	18			1:25.604	15	1:25.604	3.605	180.8
13	24 Oak Racing	Oak Pescarolo - Judd	LM P1	Alexandre Premat	1:26.324	15			1:25.854	11	1:25.854	3.855	180.3
14	15 Oak Racing	Oak Pescarolo - Judd	LM P1	Guillaume Moreau	1:25.973	24			1:26.178	7	1:25.973	3.974	180.1
15	15 Oak Racing	Oak Pescarolo - Judd	LM P1	Mathieu Lahaye	1:27.800	7	1:26.322	8	1:26.230	23	1:26.230	4.231	179.5
16	15 Oak Racing	Oak Pescarolo - Judd	LM P1	Pierre Ragues	1:28.081	10	1:27.063	20			1:27.063	5.064	177.8
17	007 Aston Martin Racing	Lola Aston Martin	LM P1	Harold Primat	1:27.550	18	1:27.747	16			1:27.550	5.551	176.8
18	007 Aston Martin Racing	Lola Aston Martin	LM P1	Andy Meyrick			1:27.780	16	1:27.873	4	1:27.780	5.781	176.3
19	24 Oak Racing	Oak Pescarolo - Judd	LM P1	Jacques Nicolet	1:28.955	15	1:28.103	15	1:29.428	6	1:28.103	6.104	175.7
20	26 Signatech Nissan	Oreca 03 - Nissan	LM P2	Franck Mailleux			1:30.377	16	1:28.273	14	1:28.273	6.274	175.4
21	26 Signatech Nissan	Oreca 03 - Nissan	LM P2	Lucas Ordofez	1:30.309	25	1:29.937	9			1:29.937	7.938	172.1
22	26 Signatech Nissan	Oreca 03 - Nissan	LM P2	Jean-Karl Vernay	1:30.542	16			1:30.135	12	1:30.135	8.136	171.7
23	23 Tokai Univ Ykg Power	Courage-Oreca LC70	LM P1	Mitsuyama Shogo	1:34.042	9	1:31.550	3	1:30.702	11	1:30.702	8.703	170.7
24	35 Oak Racing	Oak Pescarolo - Judd	LM P2	Patrice Lafargue	1:32.820	15	1:32.522	16	1:30.985	15	1:30.985	8.986	170.1
25	23 Tokai Univ Ykg Power	Courage-Oreca LC70	LM P1	Yakomizo Naoki		2	1:32.762	20	1:31.959	16	1:31.959	9.960	168.3
26	35 Oak Racing	Oak Pescarolo - Judd	LM P2	Frederic Da Rocha	1:32.885	26	1:32.706	14	1:33.142	18	1:32.706	10.707	167.0
27	59 Luxury Racing	Ferrari F458 Italia	LM GTE Pro	Frederic Makowiecki	1:35.519	15	1:36.693	12	1:34.493	30	1:34.493	12.494	163.8
28	51 AF Corse	Ferrari F458 Italia	LM GTE Pro	Gianmaria Bruni	1:36.839	8			1:34.500	18	1:34.500	12.501	163.8
29	55 BMW Motorsport	BMW M3	LM GTE Pro	Augusto Farfus	1:35.339	19	1:34.508	10	1:35.186	15	1:34.508	12.509	163.8
30	55 BMW Motorsport	BMW M3	LM GTE Pro	Jörg Müller	1:34.680	18	1:35.086	14	1:34.670	15	1:34.670	12.671	163.5
31	90 Pirs Racing	Formula Le Mans - Oreca - 09	FLM	Zhang Shanqi			1:34.686	12	1:34.741	9	1:34.686	12.687	163.5
32	56 BMW Motorsport	BMW M3	LM GTE Pro	Uwe Alzen	1:35.409	18	1:35.701	14	1:34.952	18	1:34.952	12.953	163.0
33	56 BMW Motorsport	BMW M3	LM GTE Pro	Andy Priaulx	1:35.108	20	1:35.121	12	1:35.012	12	1:35.012	13.013	162.9
34	90 Pirs Racing	Formula Le Mans - Oreca - 09	FLM	Wei Liang Chen	1:35.814	6	1:37.882	12	1:35.375	19	1:35.375	13.376	162.3
35	63 Proton Competition	Porsche 911 RSR (997)	LM GTE Am	Richard Lietz	1:36.455	7			1:35.525	12	1:35.525	13.526	162.1
36	58 Luxury Racing	Ferrari F458 Italia	LM GTE Pro	Anthony Beltoise	1:36.631	13	1:36.481	15	1:35.670	10	1:35.670	13.671	161.8
37	62 CRS Racing	Ferrari F430	LM GTE Am	Tim Mullen	1:36.178	8			1:35.670	8	1:35.670	13.671	161.8
38	51 AF Corse	Ferrari F458 Italia	LM GTE Pro	Giancarlo Fisichella	1:35.968	30	1:35.716	26	1:35.968	11	1:35.716	13.717	161.7
39	57 Krohn Racing	Ferrari F430	LM GTE Am	Niclas Jönsson	1:35.736	21	1:35.735	11			1:35.735	13.736	161.7
40	96 Team AMG	Mercedes SLS AMG GT3	GTC	Lance David Arnold	1:37.131	11	1:35.788	14	1:36.442	7	1:35.788	13.789	161.6
41	60 Gulf AMR Middle East	Aston Martin Vantage	LM GTE Am	Fabien Giroix	1:36.362	7	1:37.003	13	1:35.884	14	1:35.884	13.885	161.4
42	58 Luxury Racing	Ferrari F458 Italia	LM GTE Pro	Dominik Farnbacher	1:37.189	11			1:35.959	13	1:35.959	13.960	161.3
43	59 Luxury Racing	Ferrari F458 Italia	LM GTE Pro	Stephane Ortelli	1:36.232	14	1:35.971	7			1:35.971	13.972	161.3
44	50 Larbre Competition	Corvette C6-ZR1	LM GTE Am	Julien Canal	1:37.908	9	1:36.235	8	1:36.630	7	1:36.235	14.236	160.9
45	58 Luxury Racing	Ferrari F458 Italia	LM GTE Pro	Ralph Firman	1:36.685	12	1:36.315	12	1:36.678	5	1:36.315	14.316	160.7
46	96 Team AMG	Mercedes SLS AMG GT3	GTC	Mika Häkkinen	1:37.137	15	1:36.838	7	1:36.364	10	1:36.364	14.365	160.6
47	50 Larbre Competition	Corvette C6-ZR1	LM GTE Am	Olivier Beretta	1:36.370	21	1:36.541	5	1:36.387	15	1:36.370	14.371	160.6
48	62 CRS Racing	Ferrari F430	LM GTE Am	Roger Wills	1:38.219	15	1:36.539	12	1:37.541	12	1:36.539	14.540	160.3
49	63 Proton Competition	Porsche 911 RSR (997)	LM GTE Am	Gianluca Roda			1:37.842	15	1:36.741	12	1:36.741	14.742	160.0
50	96 Team AMG	Mercedes SLS AMG GT3	GTC	Conflu Cheng	1:36.930	13	1:37.078	6	1:37.160	7	1:36.930	14.931	159.7
51	61 AF Corse	Ferrari F430	LM GTE Am	Philip Ma	1:43.105	7	1:38.200	23	1:36.961	30	1:36.961	14.962	159.7
52	61 AF Corse	Ferrari F430	LM GTE Am	Marco Cioci	1:37.130	20					1:37.130	15.131	159.4
53	94 Hitotsuyama Racing	Audi R8 LMS	GTC	Carlo Van Dam	1:37.167	16	1:39.128	5	1:37.491	7	1:37.167	15.168	159.3
54	65 Lotus Jetalliance	Lotus Evora	LM GTE Pro	James Rossiter	1:38.154	7			1:37.174	13	1:37.174	15.175	159.3
55	98 Audi Sport C Racing	Audi R8 LMS	GTC	Edoardo Mortara	1:38.374	15	1:37.255	11	1:37.550	19	1:37.255	15.256	159.2
56	98 Audi Sport C Racing	Audi R8 LMS	GTC	Alexandre Imperatori	1:38.032	9	1:37.278	10			1:37.278	15.279	159.1



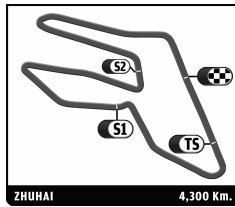
ILMC
6 HOURS OF ZHUHAI
 After Free Practice 3

Provisional Classification by Driver Fastest Lap

Nr	Team	Car	Class	Driver	Session 1		Session 2		Session 3		Time	Gap	Kph
					Time	Laps	Time	Laps	Time	Laps			
57	63 Proton Competition	Porsche 911 RSR (997)	LM GTE Am	Christian Ried			1:37.972	12	1:37.322	5	1:37.322	15.323	159.1
58	62 CRS Racing	Ferrari F430	LM GTE Am	Pierre Ehret	1:38.741	14	1:37.401	14	1:37.591	9	1:37.401	15.402	158.9
59	50 Larbre Competition	Corvette C6-ZR1	LM GTE Am	Patrick Bornhauser			1:37.428	16	1:37.700	8	1:37.428	15.429	158.9
60	97 Audi Race Experience	Audi R8 LMS	GTC	Florian Gruber	1:37.473	25	1:38.988	5	1:38.396	6	1:37.473	15.474	158.8
61	57 Krohn Racing	Ferrari F430	LM GTE Am	Michele Rugolo					1:37.539	10	1:37.539	15.540	158.7
62	98 Audi Sport C Racing	Audi R8 LMS	GTC	Darryl O'Young	1:37.616	12			1:38.778	12	1:37.616	15.617	158.6
63	65 Lotus Jetalliance	Lotus Evora	LM GTE Pro	Johnny Mowlem	1:38.739	9	1:38.296	14			1:38.296	16.297	157.5
64	97 Audi Race Experience	Audi R8 LMS	GTC	Jeffrey Lee			1:39.981	20	1:38.555	12	1:38.555	16.556	157.1
65	64 Lotus Jetalliance	Lotus Evora	LM GTE Pro	Martin Rich	1:39.147	12	1:40.739	8	1:38.845	14	1:38.845	16.846	156.6
66	65 Lotus Jetalliance	Lotus Evora	LM GTE Pro	David Heinemeier	1:39.642	7			1:38.867	15	1:38.867	16.868	156.6
67	94 Hitotsuyama Racing	Audi R8 LMS	GTC	Akihiro Suzuki	1:39.052	14	1:39.103	9	1:39.464	6	1:39.052	17.053	156.3
68	57 Krohn Racing	Ferrari F430	LM GTE Am	Tracy Krohn	1:40.137	15	1:39.734	13	1:39.209	16	1:39.209	17.210	156.0
69	94 Hitotsuyama Racing	Audi R8 LMS	GTC	Michael Kim	1:39.759	8	1:40.502	11	1:39.542	16	1:39.542	17.543	155.5
70	60 Gulf AMR Middle East	Aston Martin Vantage	LM GTE Am	Raold Goethe	1:39.900	25	1:41.224	10	1:39.914	13	1:39.900	17.901	155.0
71	64 Lotus Jetalliance	Lotus Evora	LM GTE Pro	Rene Rasmussen	1:42.745	6			1:40.785	13	1:40.785	18.786	153.6
72	97 Audi Race Experience	Audi R8 LMS	GTC	Hing Tak Mak	1:41.649	13			1:42.544	11	1:41.649	19.650	152.3
73	64 Lotus Jetalliance	Lotus Evora	LM GTE Pro	Oskar Slingerland	1:45.481	12	1:42.325	13			1:42.325	20.326	151.3

Published at:

Race Director:	Timekeeper:
-----------------------	--------------------



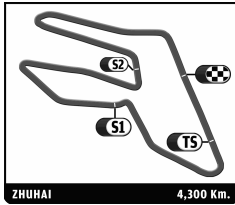
ILMC

6 HOURS OF ZHUHAI

After Free Practice 3

Provisional Classification by Driver And Class Fastest Lap

Nr	Team	Car	Class	Driver	Time	Laps	Gap	Kph	Session
LM P1									
1	8 Peugeot Sport Total	Peugeot 908	LM P1	Stephane Sarrazin	1:21.999	73		188.8	Free Practice 1
2	7 Peugeot Sport Total	Peugeot 908	LM P1	Anthony Davidson	1:22.397	61	0.398	187.9	Free Practice 3
3	7 Peugeot Sport Total	Peugeot 908	LM P1	Sebastien Bourdais	1:22.495	62	0.496	187.6	Free Practice 1
4	2 Audi Sport Team Joest	Audi R18 TDI	LM P1	Tom Kristensen	1:23.216	67	1.217	186.0	Free Practice 3
5	1 Audi Sport Team Joest	Audi R18 TDI	LM P1	Marcel Fässler	1:23.314	63	1.315	185.8	Free Practice 3
6	8 Peugeot Sport Total	Peugeot 908	LM P1	Frack Montagny	1:23.321	35	1.322	185.8	Free Practice 2
7	2 Audi Sport Team Joest	Audi R18 TDI	LM P1	Allan McNish	1:23.364	54	1.365	185.7	Free Practice 3
8	1 Audi Sport Team Joest	Audi R18 TDI	LM P1	Timo Bernhard	1:23.787	56	1.788	184.8	Free Practice 3
9	12 Rebellion Racing	Lola B10/60 Coupé - Toyota	LM P1	Neel Jani	1:24.292	48	2.297	183.6	Free Practice 3
10	12 Rebellion Racing	Lola B10/60 Coupé - Toyota	LM P1	Nicolas Prost	1:24.926	41	2.923	182.3	Free Practice 3
11	24 Oak Racing	Oak Pescarolo - Judd	LM P1	Olivier Pla	1:25.096	37	3.097	181.9	Free Practice 2
12	007 Aston Martin Racing	Lola Aston Martin	LM P1	Stefan Mücke	1:25.604	33	3.605	180.8	Free Practice 3
13	24 Oak Racing	Oak Pescarolo - Judd	LM P1	Alexandre Premat	1:25.854	26	3.855	180.3	Free Practice 3
14	15 Oak Racing	Oak Pescarolo - Judd	LM P1	Guillaume Moreau	1:25.973	31	3.974	180.1	Free Practice 1
15	15 Oak Racing	Oak Pescarolo - Judd	LM P1	Mathieu Lahaye	1:26.230	38	4.231	179.5	Free Practice 3
16	15 Oak Racing	Oak Pescarolo - Judd	LM P1	Pierre Ragues	1:27.063	30	5.064	177.8	Free Practice 2
17	007 Aston Martin Racing	Lola Aston Martin	LM P1	Harold Primat	1:27.550	34	5.551	176.8	Free Practice 1
18	007 Aston Martin Racing	Lola Aston Martin	LM P1	Andy Meyrick	1:27.780	20	5.781	176.3	Free Practice 2
19	24 Oak Racing	Oak Pescarolo - Judd	LM P1	Jacques Nicolet	1:28.103	36	6.104	175.7	Free Practice 2
20	23 Tokai Univ Ygk Power	Courage-Oreca LC70	LM P1	Mitsuyama Shogo	1:30.702	23	8.703	170.7	Free Practice 3
21	23 Tokai Univ Ygk Power	Courage-Oreca LC70	LM P1	Yokomizo Naoki	1:31.959	38	9.960	168.3	Free Practice 3
LM P2									
1	26 Signatech Nissan	Oreca 03 - Nissan	LM P2	Franck Mailleux	1:28.273	30		175.4	Free Practice 3
2	26 Signatech Nissan	Oreca 03 - Nissan	LM P2	Lucas Ordoñez	1:29.937	34	1.664	172.1	Free Practice 2
3	26 Signatech Nissan	Oreca 03 - Nissan	LM P2	Jean-Karl Vernay	1:30.135	28	1.862	171.7	Free Practice 3
4	35 Oak Racing	Oak Pescarolo - Judd	LM P2	Patrice Lafargue	1:30.985	46	2.712	170.1	Free Practice 3
5	35 Oak Racing	Oak Pescarolo - Judd	LM P2	Frederic Da Rocha	1:32.706	58	4.433	167.0	Free Practice 2
LM GTE Pro									
1	59 Luxury Racing	Ferrari F458 Italia	LM GTE Pro	Frederic Makowiecki	1:34.493	57		163.8	Free Practice 3
2	51 AF Corse	Ferrari F458 Italia	LM GTE Pro	Gianmaria Bruni	1:34.500	26	0.007	163.8	Free Practice 3
3	55 BMW Motorsport	BMW M3	LM GTE Pro	Augusto Farfus	1:34.508	44	0.015	163.8	Free Practice 2
4	55 BMW Motorsport	BMW M3	LM GTE Pro	Jörg Müller	1:34.670	47	0.177	163.5	Free Practice 3
5	56 BMW Motorsport	BMW M3	LM GTE Pro	Uwe Alzen	1:34.952	50	0.459	163.0	Free Practice 3
6	56 BMW Motorsport	BMW M3	LM GTE Pro	Andy Priaux	1:35.012	44	0.519	162.9	Free Practice 3
7	58 Luxury Racing	Ferrari F458 Italia	LM GTE Pro	Anthony Beltoise	1:35.670	38	1.177	161.8	Free Practice 3
8	51 AF Corse	Ferrari F458 Italia	LM GTE Pro	Giancarlo Fisichella	1:35.716	67	1.223	161.7	Free Practice 2
9	58 Luxury Racing	Ferrari F458 Italia	LM GTE Pro	Dominik Farnbacher	1:35.959	24	1.466	161.3	Free Practice 3
10	59 Luxury Racing	Ferrari F458 Italia	LM GTE Pro	Stephane Ortelli	1:35.971	21	1.478	161.3	Free Practice 2
11	58 Luxury Racing	Ferrari F458 Italia	LM GTE Pro	Ralph Firman	1:36.315	29	1.822	160.7	Free Practice 2
12	65 Lotus Jetalliance	Lotus Evora	LM GTE Pro	James Rossiter	1:37.174	20	2.681	159.3	Free Practice 3
13	65 Lotus Jetalliance	Lotus Evora	LM GTE Pro	Johnny Mowlem	1:38.296	23	3.803	157.5	Free Practice 2
14	64 Lotus Jetalliance	Lotus Evora	LM GTE Pro	Martin Rich	1:38.845	34	4.352	156.6	Free Practice 3
15	65 Lotus Jetalliance	Lotus Evora	LM GTE Pro	David Heinemeier	1:38.867	22	4.374	156.6	Free Practice 3
16	64 Lotus Jetalliance	Lotus Evora	LM GTE Pro	Rene Rasmussen	1:40.785	19	6.292	153.6	Free Practice 3
17	64 Lotus Jetalliance	Lotus Evora	LM GTE Pro	Oskar Slingerland	1:42.325	25	7.832	151.3	Free Practice 2
LM GTE Am									
1	63 Proton Competition	Porsche 911 RSR (997)	LM GTE Am	Richard Lietz	1:35.525	19		162.1	Free Practice 3
2	62 CRS Racing	Ferrari F430	LM GTE Am	Tim Mullen	1:35.670	16	0.145	161.8	Free Practice 3
3	57 Krohn Racing	Ferrari F430	LM GTE Am	Niclas Jönsson	1:35.735	32	0.210	161.7	Free Practice 2
4	60 Gulf AMR Middle East	Aston Martin Vantage	LM GTE Am	Fabien Giroix	1:35.884	34	0.359	161.4	Free Practice 3
5	50 Larbre Competition	Corvette C6-ZR1	LM GTE Am	Julien Canal	1:36.235	24	0.710	160.9	Free Practice 2
6	50 Larbre Competition	Corvette C6-ZR1	LM GTE Am	Olivier Beretta	1:36.370	41	0.845	160.6	Free Practice 1
7	62 CRS Racing	Ferrari F430	LM GTE Am	Roger Wills	1:36.539	39	1.014	160.3	Free Practice 2
8	63 Proton Competition	Porsche 911 RSR (997)	LM GTE Am	Gianluca Roda	1:36.741	27	1.216	160.0	Free Practice 3
9	61 AF Corse	Ferrari F430	LM GTE Am	Philip Ma	1:36.961	60	1.436	159.7	Free Practice 3
10	61 AF Corse	Ferrari F430	LM GTE Am	Marco Cioci	1:37.130	20	1.605	159.4	Free Practice 1
11	63 Proton Competition	Porsche 911 RSR (997)	LM GTE Am	Christian Ried	1:37.322	17	1.797	159.1	Free Practice 3
12	62 CRS Racing	Ferrari F430	LM GTE Am	Pierre Ehret	1:37.401	37	1.876	158.9	Free Practice 2
13	50 Larbre Competition	Corvette C6-ZR1	LM GTE Am	Patrick Bornhauser	1:37.428	24	1.903	158.9	Free Practice 2



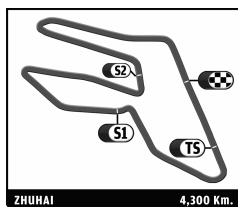
ILMC
6 HOURS OF ZHUHAI
 After Free Practice 3

Provisional Classification by Driver And Class Fastest Lap

Nr	Team	Car	Class	Driver	Time	Laps	Gap	Kph	Session
14	57 Krohn Racing	Ferrari F430	LM GTE Am	Michele Rugolo	1:37.539	10	2.014	158.7	Free Practice 3
15	57 Krohn Racing	Ferrari F430	LM GTE Am	Tracy Krohn	1:39.209	44	3.684	156.0	Free Practice 3
16	60 Gulf AMR Middle East	Aston Martin Vantage	LM GTE Am	Roald Goethe	1:39.900	48	4.375	155.0	Free Practice 1
FLM									
1	90 Pirs Racing	Formula Le Mans - Oreca - 09	FLM	Zhang Shanqi	1:34.686	21		163.5	Free Practice 2
2	90 Pirs Racing	Formula Le Mans - Oreca - 09	FLM	Wei Liang Chen	1:35.375	37	0.689	162.3	Free Practice 3
GTC									
1	96 Team AMG	Mercedes SLS AMG GT3	GTC	Lance David Arnold	1:35.788	32		161.6	Free Practice 2
2	96 Team AMG	Mercedes SLS AMG GT3	GTC	Mika Häkkinen	1:36.364	32	0.576	160.6	Free Practice 3
3	96 Team AMG	Mercedes SLS AMG GT3	GTC	Congfu Cheng	1:36.930	26	1.142	159.7	Free Practice 1
4	94 Hitotsuyama Racing	Audi R8 LMS	GTC	Carlo Van Dam	1:37.167	28	1.379	159.3	Free Practice 1
5	98 Audi Sport C Racing	Audi R8 LMS	GTC	Edoardo Mortara	1:37.255	45	1.467	159.2	Free Practice 2
6	98 Audi Sport C Racing	Audi R8 LMS	GTC	Alexandre Imperatori	1:37.278	19	1.490	159.1	Free Practice 2
7	97 Audi Race Experience	Audi R8 LMS	GTC	Florian Gruber	1:37.473	36	1.685	158.8	Free Practice 1
8	98 Audi Sport C Racing	Audi R8 LMS	GTC	Darryl O'Young	1:37.616	24	1.828	158.6	Free Practice 1
9	97 Audi Race Experience	Audi R8 LMS	GTC	Jeffrey Lee	1:38.555	32	2.767	157.1	Free Practice 3
10	94 Hitotsuyama Racing	Audi R8 LMS	GTC	Akihiro Tsuzuki	1:39.052	29	3.264	156.3	Free Practice 1
11	94 Hitotsuyama Racing	Audi R8 LMS	GTC	Michael Kim	1:39.542	35	3.754	155.5	Free Practice 3
12	97 Audi Race Experience	Audi R8 LMS	GTC	Hing Tak Mak	1:41.649	24	5.861	152.3	Free Practice 1

Published at:

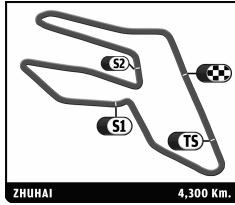
Race Director:	Timekeeper:
-----------------------	--------------------



ILMC
6 HOURS OF ZHUHAI
Free Practice 3

Best Sector Times

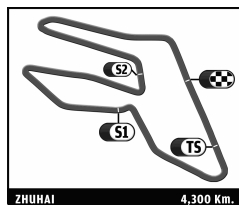
SECTOR 1			SECTOR 2			SECTOR 3			Pos	Team	Ideal Lap	Best Lap
Pos	Driver	Time	Driver	Time	Driver	Time	Pos	Team				
1	7 A.Davidson	26.518	7 A.Davidson	26.419	2 T.Kristensen	29.267	1	7 Peugeot Sport Total	1'22.373	1:22.397	(1)	
2	8 S.Sarrazin	26.813	8 S.Sarrazin	26.660	8 S.Sarrazin	29.296	2	8 Peugeot Sport Total	1'22.769	1:22.980	(2)	
3	1 M.Fässler	26.817	2 T.Kristensen	26.678	7 A.Davidson	29.436	3	2 Audi Sport Team Joest	1'22.859	1:23.216	(3)	
4	2 A.McNish	26.914	1 M.Fässler	26.703	1 M.Fässler	29.707	4	1 Audi Sport Team Joest	1'23.227	1:23.314	(4)	
5	12 N.Jani	27.203	12 N.Jani	26.891	24 O.Pla	29.964	5	12 Rebellion Racing	1'24.277	1:24.296	(5)	
6	24 O.Pla	27.550	007 S.Mücke	27.201	12 N.Prost	30.183	6	24 Oak Racing	1'24.842	1:25.133	(6)	
7	15 G.Moreau	27.611	24 O.Pla	27.328	15 G.Moreau	30.318	7	007 Aston Martin Racing	1'25.488	1:25.604	(7)	
8	007 S.Mücke	27.715	15 G.Moreau	27.724	007 S.Mücke	30.572	8	15 Oak Racing	1'25.653	1:26.178	(8)	
9	26 F.Maillieux	28.402	26 F.Maillieux	28.376	26 F.Maillieux	31.495	9	26 Signatech Nissan	1'28.273	1:28.273	(9)	
10	23 M.Shogo	29.159	23 M.Shogo	28.875	23 M.Shogo	32.379	10	23 Tokai Univ Ygk Power	1'30.413	1:30.702	(10)	
11	35 P.Lafargue	29.338	35 P.Lafargue	29.019	35 P.Lafargue	32.479	11	35 Oak Racing	1'30.836	1:30.985	(11)	
12	59 F.Makowiecki	30.499	90 Z.Shanqi	29.734	51 G.Bruni	33.897	12	90 Pirs Racing	1'34.365	1:34.741	(15)	
13	56 A.Priaulx	30.527	51 G.Bruni	29.870	59 F.Makowiecki	34.026	13	51 AF Corse	1'34.400	1:34.500	(13)	
14	55 J.Müller	30.528	59 F.Makowiecki	29.968	90 Z.Shanqi	34.033	14	59 Luxury Racing	1'34.493	1:34.493	(12)	
15	90 W.Chen	30.598	55 J.Müller	29.975	55 J.Müller	34.140	15	55 BMW Motorsport	1'34.643	1:34.670	(14)	
16	51 G.Bruni	30.633	56 U.Alzen	29.976	56 A.Priaulx	34.204	16	56 BMW Motorsport	1'34.707	1:34.952	(16)	
17	60 F.Giroix	30.693	63 R.Lietz	30.071	62 T.Mullen	34.402	17	58 Luxury Racing	1'35.402	1:35.670	(19)	
18	58 A.Beltoise	30.718	58 A.Beltoise	30.164	58 A.Beltoise	34.520	18	63 Proton Competition	1'35.525	1:35.525	(17)	
19	62 T.Mullen	30.766	60 F.Giroix	30.301	63 R.Lietz	34.608	19	62 CRS Racing	1'35.578	1:35.670	(18)	
20	63 R.Lietz	30.846	96 M.Häkkinen	30.303	60 F.Giroix	34.664	20	60 Gulf AMR Middle East	1'35.658	1:35.884	(20)	
21	50 O.Beretta	30.928	62 T.Mullen	30.410	96 L.Arnold	34.710	21	96 Team AMG	1'36.053	1:36.364	(21)	
22	96 L.Arnold	31.040	50 O.Beretta	30.445	50 O.Beretta	34.823	22	50 Larbre Competition	1'36.196	1:36.387	(22)	
23	61 P.Ma	31.086	61 P.Ma	30.583	65 J.Rossiter	35.003	23	61 AF Corse	1'36.676	1:36.961	(23)	
24	98 E.Mortara	31.199	65 J.Rossiter	30.745	61 P.Ma	35.007	24	65 Lotus Jetalliance	1'36.995	1:37.174	(24)	
25	65 J.Rossiter	31.247	94 C.Van Dam	30.773	98 E.Mortara	35.195	25	98 Audi Sport C Racing	1'37.268	1:37.550	(27)	
26	57 M.Rugolo	31.409	57 M.Rugolo	30.799	94 C.Van Dam	35.217	26	57 Krohn Racing	1'37.455	1:37.539	(26)	
27	94 C.Van Dam	31.501	98 E.Mortara	30.874	57 M.Rugolo	35.247	27	94 Hitotsuyama Racing	1'37.491	1:37.491	(25)	
28	97 J.Lee	31.544	97 F.Gruber	30.988	97 F.Gruber	35.632	28	97 Audi Race Experience	1'38.164	1:38.396	(28)	
29	64 M.Rich	31.965	64 M.Rich	31.150	64 M.Rich	35.655	29	64 Lotus Jetalliance	1'38.770	1:38.845	(29)	



ILMC
6 HOURS OF ZHUHAI
 Free Practice 3

Best Top Speeds

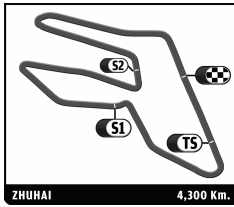
Team	Car	Class	Top Speed Driver	Top 1		Top 2		Top 3		Top 4		Top 5		Avg
				Kph	Lap	Kph	Lap	Kph	Lap	Kph	Lap	Kph	Lap	
8 Peugeot Sport Total	Peugeot 908	LM P1	S. Sarrazin	280.5	30	279.8	33	279.8	20	279.8	13	279.1	12	279,8
7 Peugeot Sport Total	Peugeot 908	LM P1	A. Davidson	279.1	34	279.1	29	278.4	24	278.4	3	278.4	5	278,7
2 Audi Sport Team Joest	Audi R18 TDI	LM P1	A. McNish	278.4	6	278.4	27	277.6	28	276.9	32	276.9	10	277,6
1 Audi Sport Team Joest	Audi R18 TDI	LM P1	T. Bernhard	277.6	6	277.6	33	276.2	9	275.5	11	275.5	34	276,5
007 Aston Martin Racing	Lola Aston Martin	LM P1	S. Mücke	267.3	9	266.7	7	266.0	8	266.0	15	264.7	14	266,1
12 Rebellion Racing	Lola B10/60 Coupé - Toyota	LM P1	N. Jani	267.3	26	266.7	19	266.7	9	266.7	25	266.0	22	266,7
15 Oak Racing	Oak Pescarolo - Judd	LM P1	M. Lahaye	264.7	27	263.4	20	263.4	6	263.4	7	262.8	14	263,5
24 Oak Racing	Oak Pescarolo - Judd	LM P1	O. Pla	264.1	25	264.1	27	262.1	22	262.1	26	262.1	17	262,9
26 Signatech Nissan	Oreca 03 - Nissan	LM P2	F. Maillieux	255.9	26	255.3	21	254.7	12	254.7	20	254.7	22	255,1
35 Oak Racing	Oak Pescarolo - Judd	LM P2	P. Lafargue	250.6	33	249.4	30	249.4	22	248.8	17	248.8	16	249,4
23 Tokai Univ Ygk Power	Courage-Oreca LC70	LM P1	M. Shogo	247.7	10	246.6	20	246.6	9	246.0	8	245.5	27	246,5
90 Pirts Racing	Formula Le Mans - Oreca - 09	FLM	Z. Shanjqi	243.8	28	243.8	7	242.7	27	242.2	23	242.2	17	242,9
56 BMW Motorsport	BMW M3	LM GTE Pro	U. Alzen	243.2	11	242.2	9	242.2	12	241.6	10	240.5	28	241,9
96 Team AMG	Mercedes SLS AMG GT3	GTC	M. Häkkinen	242.2	20	242.2	12	242.2	5	241.6	4	240.5	11	241,7
63 Proton Competition	Porsche 911 RSR (997)	LM GTE Am	R. Lietz	241.6	12	239.5	7	238.9	6	238.4	11	237.9	28	239,3
55 BMW Motorsport	BMW M3	LM GTE Pro	J. Müller	241.1	30	241.1	25	240.5	23	240.5	14	240.5	11	240,7
51 AF Corse	Ferrari F458 Italia	LM GTE Pro	G. Bruni	240.5	29	240.0	26	237.9	28	237.9	18	237.9	21	238,8
50 Larbre Competition	Corvette C6-ZR1	LM GTE Am	P. Bornhauser	240.5	20	240.0	28	239.5	11	238.9	12	238.9	7	239,6
59 Luxury Racing	Ferrari F458 Italia	LM GTE Pro	F. Makowiecki	240.0	30	240.0	25	240.0	24	240.0	11	239.5	23	239,9
62 CRS Racing	Ferrari F430	LM GTE Am	T. Mullen	239.5	7	237.9	6	236.8	8	236.8	20	236.8	5	237,6
58 Luxury Racing	Ferrari F458 Italia	LM GTE Pro	D. Farnbacher	238.9	19	238.4	20	237.9	21	237.9	5	237.4	4	238,1
60 Gulf AMR Middle East	Aston Martin Vantage	LM GTE Am	F. Giroix	238.4	10	237.9	12	237.4	7	237.4	5	236.3	6	237,5
65 Lotus Jetalliance	Lotus Evora	LM GTE Pro	J. Rossiter	237.4	28	236.8	20	236.3	21	235.8	14	235.8	22	236,4
98 Audi Sport C Racing	Audi R8 LMS	GTC	E. Mortara	237.4	27	236.8	31	236.8	28	236.3	21	236.3	23	236,7
57 Krohn Racing	Ferrari F430	LM GTE Am	T. Krohn	236.3	16	234.8	10	234.8	9	234.8	8	233.8	21	234,9
94 Hitotsuyama Racing	Audi R8 LMS	GTC	C. Van Dam	234.8	6	234.8	5	234.8	7	234.3	4	233.3	12	234,4
61 AF Corse	Ferrari F430	LM GTE Am	P. Ma	234.3	24	234.3	25	233.8	22	233.3	26	231.3	20	233,4
97 Audi Race Experience	Audi R8 LMS	GTC	F. Gruber	233.8	29	233.8	5	233.8	8	233.3	28	233.3	4	233,6
64 Lotus Jetalliance	Lotus Evora	LM GTE Pro	M. Rich	233.3	7	231.8	8	231.8	9	231.8	6	231.3	12	232,0



ILMC
6 HOURS OF ZHUHAI
Free Practice 3

Fastest Lap Sequence

Practice Time	Team	Car	Class	Driver	Time	Kph	Lap
3:07.789	007 Aston Martin Racing	Lola Aston Martin	LM P1	Stefan Mücke	1:27.733	176.4	2
3:17.477	15 Oak Racing	Oak Pescarolo - Judd	LM P1	Guillaume Moreau	1:26.341	179.3	2
3:21.110	2 Audi Sport Team Joest	Audi R18 TDI	LM P1	Allan McNish	1:25.593	180.9	2
4:45.024	2 Audi Sport Team Joest	Audi R18 TDI	LM P1	Allan McNish	1:23.914	184.5	3
7:33.098	2 Audi Sport Team Joest	Audi R18 TDI	LM P1	Allan McNish	1:23.364	185.7	5
9:28.654	7 Peugeot Sport Total	Peugeot 908	LM P1	Anthony Davidson	1:22.397	187.9	4



ILMC

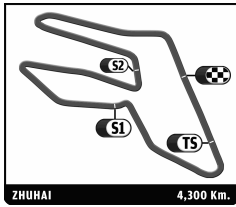
6 HOURS OF ZHUHAI

Free Practice 3

Sector Analysis

■ Personal Best
 ■ Session Best
 ■ Crossing the finish line in pit lane

Lap	D	Time	Sector 1	Sector 2	Sector 3	T. Spd	Elapsed	Lap	D	Time	Sector 1	Sector 2	Sector 3	T. Spd	Elapsed
1 Audi Sport Team Joest Audi R18 TDI 1.Timo Bernhard LM P1 2.Marcel Fässler								17 1 2:38.742 1:39.720 27.989 31.033 194.9 29:09.036 18 1 1:26.410 28.184 27.650 30.576 258.4 30:35.446 19 1 1:25.511 27.865 27.314 30.332 270.0 32:00.957 20 1 1:27.204 28.319 27.522 31.363 272.0 33:28.161 21 1 1:25.601 27.863 27.378 30.360 274.8 34:53.762 22 1 1:27.976 29.650 27.646 30.680 273.4 36:21.738 23 1 1:26.181 28.792 27.246 30.143 261.5 37:47.919 24 1 1:32.130 B 28.807 27.099 36.224 267.3 39:20.049 25 1 2:35.988 1:22.031 37.946 36.011 193.5 41:56.037 26 1 1:23.335 27.301 26.767 29.267 273.4 43:19.372 27 1 1:23.216 26.946 26.678 29.592 278.4 44:42.588 28 1 1:27.312 27.139 27.202 32.971 277.6 46:09.900 29 1 1:24.984 27.312 27.532 30.140 276.2 47:34.884 30 1 1:23.612 26.929 26.773 29.910 276.9 48:58.496 31 1 1:23.334 26.981 26.695 29.658 275.5 50:21.830 32 1 1:30.931 B 28.134 27.278 35.519 276.9 51:52.761 33 1 3:06.448 2:08.152 27.623 30.673 199.3 54:59.209 34 1 1:25.410 27.302 27.206 30.902 271.4 56:24.619 35 1 2:10.236 B 31.863 31.704 1:06.669 228.8 58:34.855							
2 Audi Sport Team Joest Audi R18 TDI 1.Tom Kristensen LM P1 2.Allan McNish								007 Aston Martin Racing Lola Aston Martin 1.Andy Meyrick LM P1 2.Stefan Mücke							
1 2 1:55.517 56.207 28.256 31.054 148.8 1:55.517 2 2 1:25.593 28.245 27.062 30.286 272.7 3:21.110 3 2 1:23.914 27.142 26.839 29.933 275.5 4:45.024 4 2 1:24.710 27.180 27.087 30.443 276.2 6:09.734 5 2 1:23.364 26.914 26.746 29.704 276.9 7:33.098 6 2 1:32.876 B 27.581 27.237 38.058 278.4 9:05.974 7 2 4:35.135 3:37.508 27.459 30.168 197.4 13:41.109 8 2 1:24.192 27.442 26.940 29.810 272.7 15:05.301 9 2 1:24.477 27.103 27.039 30.335 275.5 16:29.778 10 2 1:24.512 27.372 27.055 30.085 276.9 17:54.290 11 2 1:25.579 27.664 27.574 30.341 272.0 19:19.869 12 2 1:25.116 27.352 27.744 30.020 275.5 20:44.985 13 2 1:24.412 27.201 27.016 30.195 276.2 22:09.397 14 2 1:24.422 27.219 26.950 30.253 275.5 23:33.819 15 2 1:25.012 27.305 27.253 30.454 276.2 24:58.831 16 2 1:31.463 B 27.627 26.980 36.856 274.1 26:30.294								1 2 1:40.056 39.516 28.664 31.876 146.9 1:40.056 2 2 1:27.733 28.499 28.044 31.190 260.2 3:07.789 3 2 1:34.295 B 28.345 27.583 38.367 264.1 4:42.084 4 2 26:23.913 ... 28.496 31.257 186.2 31:05.997 5 2 1:29.011 28.430 28.971 31.610 262.8 32:35.008 6 2 1:25.604 27.831 27.201 30.572 262.1 34:00.612 7 2 1:25.720 27.715 27.346 30.659 266.7 35:26.332 8 2 1:26.908 28.140 27.960 30.808 266.0 36:53.240 9 2 1:34.516 B 27.828 27.700 38.988 267.3 38:27.756 10 2 3:05.608 2:04.928 28.586 32.094 148.8 41:33.364 11 2 1:28.828 28.795 28.404 31.629 259.6 43:02.192 12 2 1:29.047 29.331 28.270 31.446 262.1 44:31.239 13 2 1:26.724 27.984 27.708 31.032 264.7 45:57.963 14 2 1:26.234 27.784 27.583 30.867 264.7 47:24.197 15 2 1:37.026 B 27.767 29.702 39.557 266.0 49:01.223 16 1 3:22.449 2:21.516 28.721 32.212 190.8 52:23.672 17 1 1:29.979 28.943 28.507 32.529 234.3 53:53.651 18 1 1:27.873 28.424 28.206 31.243 263.4 55:21.524 19 1 1:42.485 B 29.372 28.759 44.354 236.8 57:04.009							
7 Peugeot Sport Total Peugeot 908 1.Sebastien Bourdais LM P1 2.Anthony Davidson								1 2 1:45.171 B 38.304 28.992 37.875 153.0 1:45.171 2 2 4:55.275 3:56.805 27.692 30.778 171.4 6:40.446 3 2 1:25.811 27.002 26.990 31.819 278.4 8:06.257 4 2 1:22.397 26.542 26.419 29.436 276.2 9:28.654 5 2 1:23.425 26.745 26.441 30.239 278.4 10:52.079 6 2 1:30.437 B 28.278 27.190 34.969 243.8 12:22.516 7 1 2:55.893 1:57.894 27.629 30.370 189.8 15:18.409 8 1 1:24.190 27.235 27.206 29.749 272.7 16:42.599 9 1 1:24.993 27.429 27.303 30.261 272.0 18:07.592 10 1 1:25.422 28.063 27.131 30.228 269.3 19:33.014 11 1 1:24.852 27.368 27.552 29.932 270.7 20:57.866 12 1 1:24.873 27.298 27.470 30.105 272.7 22:22.739 13 1 1:25.204 27.187 27.119 30.898 272.0 23:47.943							

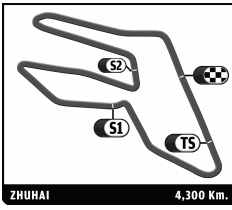


ILMC
6 HOURS OF ZHUHAI
 Free Practice 3

Sector Analysis

■ Personal Best
 ■ Session Best
 B Crossing the finish line in pit lane

Lap	D	Time	Sector 1	Sector 2	Sector 3	T. Spd	Elapsed	Lap	D	Time	Sector 1	Sector 2	Sector 3	T. Spd	Elapsed
8	2	1:39.941	32.184	31.537	36.220	227.4	14:06.514								
9	2	1:40.089	32.283	31.532	36.274	229.8	15:46.603								
10	2	1:39.975	32.216	31.560	36.199	230.8	17:26.578								
11	2	1:41.147	33.247	31.559	36.341	225.0	19:07.725								
12	2	1:48.032 B	32.365	33.047	42.620	228.8	20:55.757								
13	1	4:16.894	3:07.316	32.159	37.419	153.6	25:12.651								
14	1	1:41.062	34.297	31.242	35.523	206.5	26:53.713								
15	1	1:41.084	31.565	32.636	36.883	232.8	28:34.797								
16	1	1:39.477	32.536	31.515	35.426	232.3	30:14.274								
17	1	1:46.186 B	32.381	31.700	42.105	234.8	32:00.460								
18	1	4:24.174	3:13.725	32.716	37.733	159.5	36:24.634								
19	1	1:39.099	31.889	31.452	35.758	227.8	38:03.733								
20	1	1:38.098	31.617	31.035	35.446	233.3	39:41.831								
21	1	1:37.550	31.314	30.874	35.362	236.3	41:19.381								
22	1	1:37.679	31.401	30.952	35.326	235.3	42:57.060								
23	1	1:43.330	32.505	31.670	39.155	236.3	44:40.390								
24	1	1:37.921	31.502	31.019	35.400	234.8	46:18.311								
25	1	1:37.767	31.305	30.976	35.486	236.3	47:56.078								
26	1	1:37.583	31.315	31.073	35.195	235.8	49:33.661								
27	1	1:37.568	31.199	30.971	35.398	237.4	51:11.229								
28	1	1:38.211	31.408	31.127	35.676	236.8	52:49.440								
29	1	1:38.285	31.796	31.056	35.433	230.8	54:27.725								
30	1	1:38.696	31.761	31.232	35.703	236.3	56:06.421								
31	1	2:09.602 B	31.951	38.556	59.095	236.8	58:16.023								



Computerised results and timing service

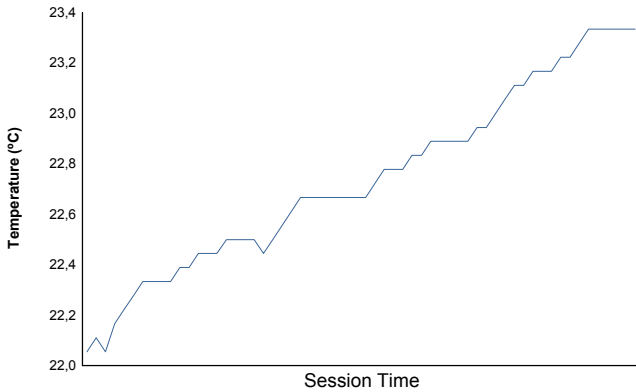
6 HOURS OF ZHUHAI

ILMC

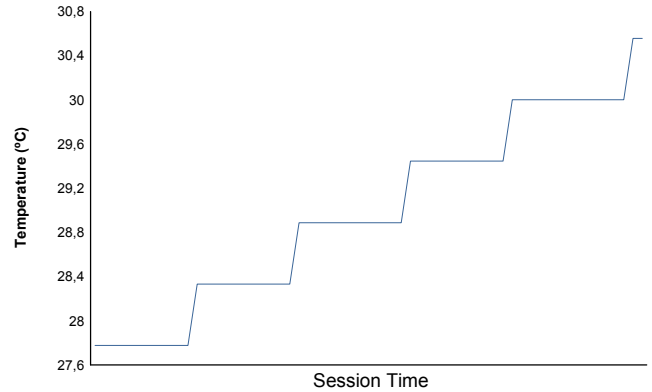
Free Practice 3

Weather Report

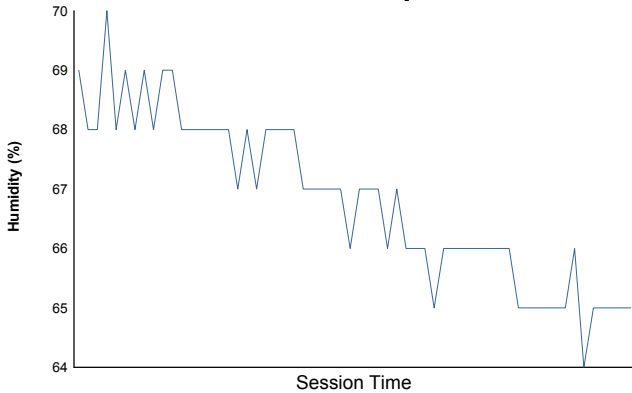
Air Temperature



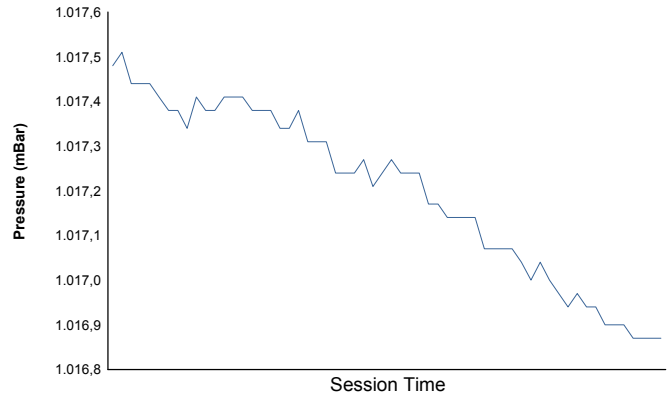
Track Temperature



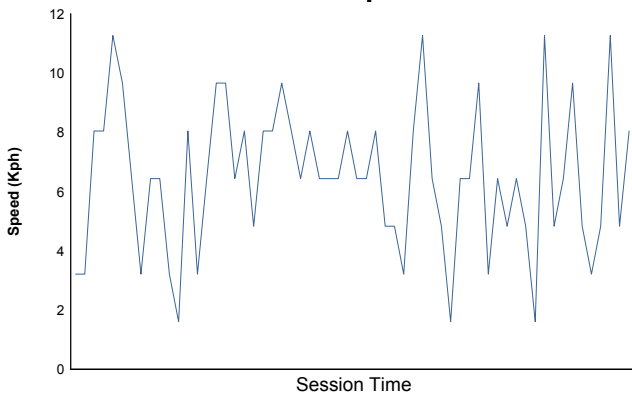
Humidity



Pressure

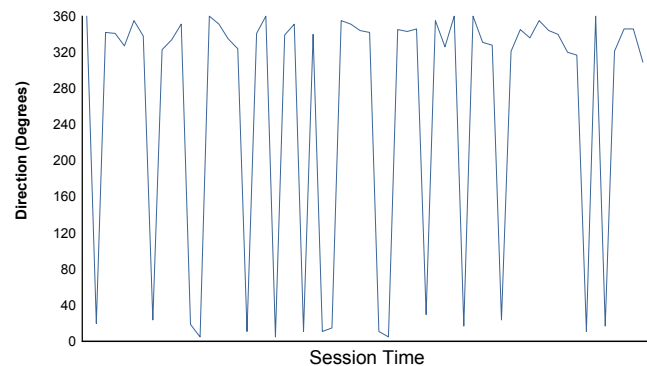


Wind Speed



Wind direction

North = 0°/360° Est = 90° South = 180° West = 270°



Track Status:

DRY