

**ILMC**  
**6 HOURS OF ZHUHAI**  
Qualifying Practice

Final Classification

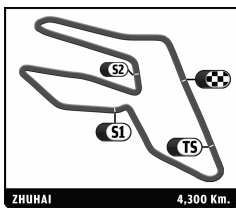
Nr.	Team	Drivers	Car	Cl	Ty	Time	Lap	Total	Gap	Kph
1	7 Peugeot Sport Total	S. Bourdais / A. Davidson	Peugeot 908	LM P1	M	<b>1:21.769</b>	4	6	-	<b>189.3</b>
2	8 Peugeot Sport Total	F. Montagny / S. Sarrazin	Peugeot 908	LM P1	M	<b>1:21.844</b>	4	6	+0.075	<b>189.1</b>
3	2 Audi Sport Team Joest	T. Kristensen / A. McNish	Audi R18 TDI	LM P1	M	<b>1:22.038</b>	4	6	+0.269	<b>188.7</b>
4	1 Audi Sport Team Joest	T. Bernhard / M. Fässler	Audi R18 TDI	LM P1	M	<b>1:22.538</b>	4	6	+0.769	<b>187.5</b>
5	12 Rebellion Racing	N. Jani / N. Prost	Lola B10/60 Coupé - Toyota	LM P1	M	<b>1:23.931</b>	3	4	+2.162	<b>184.4</b>
6	24 Oak Racing	J. Nicolet / A. Premat / O. Pla	Oak Pescarolo - Judd	LM P1	D	<b>1:24.684</b>	5	6	+2.915	<b>182.8</b>
7	007 Aston Martin Racing	A. Meyrick / S. Mücke / H. Primat	Lola Aston Martin	LM P1	M	<b>1:25.119</b>	3	6	+3.350	<b>181.9</b>
8	15 Oak Racing	M. Lahaye / G. Moreau / P. Ragues	Oak Pescarolo - Judd	LM P1	D	<b>1:25.170</b>	2	4	+3.401	<b>181.8</b>
9	26 Signatech Nissan	F. Maillieux / L. Ordofiez / J. Vernay	Oreca 03 - Nissan	LM P2	D	<b>1:27.929</b>	2	7	+6.160	<b>176.1</b>
10	35 Oak Racing	P. Lafargue / F. Da Rocha	Oak Pescarolo - Judd	LM P2	D	<b>1:30.214</b>	4	10	+8.445	<b>171.6</b>
11	23 Tokai Univ Ygk Power	M. Shogo / Y. Naoki	Courage-Oreca LC70	LM P1	Y	<b>1:30.614</b>	3	6	+8.845	<b>170.8</b>
12	90 Ptrs Racing	W. Chen / Z. Shanqi	Formula Le Mans - Oreca - 09	FLM	M	<b>1:33.783</b>	4	5	+12.014	<b>165.1</b>
13	55 BMW Motorsport	A. Farfus / J. Müller	BMW M3	LM GTE Pro	D	<b>1:34.506</b>	3	4	+12.737	<b>163.8</b>
14	98 Audi Sport C Racing	E. Mortara / D. O'Young / A. Imperatori	Audi R8 LMS	GTC	M	<b>1:34.777</b>	3	4	+13.008	<b>163.3</b>
15	94 Hitotsuyama Racing	A. Tsuzuki / M. Kim / C. Van Dam	Audi R8 LMS	GTC	Y	<b>1:34.934</b>	3	5	+13.165	<b>163.1</b>
16	51 AF Corse	G. Fisichella / G. Bruni	Ferrari F458 Italia	LM GTE Pro	M	<b>1:34.945</b>	5	6	+13.176	<b>163.0</b>
17	56 BMW Motorsport	A. Priaulx / U. Alzen	BMW M3	LM GTE Pro	D	<b>1:34.992</b>	4	5	+13.223	<b>163.0</b>
18	62 CRS Racing	P. Ehret / T. Mullen / R. Wills	Ferrari F430	LM GTE Am	M	<b>1:35.229</b>	6	8	+13.460	<b>162.6</b>
19	63 Proton Competition	R. Lietz / C. Ried / G. Roda	Porsche 911 RSR (997)	LM GTE Am	M	<b>1:35.279</b>	3	7	+13.510	<b>162.5</b>
20	96 Team AMG	C. Cheng / L. Arnold / M. Häkkinen	Mercedes SLS AMG GT3	GTC	M	<b>1:35.296</b>	5	6	+13.527	<b>162.4</b>
21	59 Luxury Racing	S. Ortelli / F. Makowiecki	Ferrari F458 Italia	LM GTE Pro	M	<b>1:35.413</b>	2	6	+13.644	<b>162.2</b>
22	57 Krohn Racing	T. Krohn / N. Jönsson / M. Rugolo	Ferrari F430	LM GTE Am	D	<b>1:35.598</b>	3	7	+13.829	<b>161.9</b>
23	50 Larbre Competition	P. Bornhauser / J. Canal / O. Beretta	Corvette C6-ZR1	LM GTE Am	M	<b>1:35.639</b>	5	7	+13.870	<b>161.9</b>
24	58 Luxury Racing	A. Beltoise / D. Farnbacher / R. Firman	Ferrari F458 Italia	LM GTE Pro	M	<b>1:35.867</b>	7	8	+14.098	<b>161.5</b>
25	60 Gulf AMR Middle East	F. Giroix / R. Goethe	Aston Martin Vantage	LM GTE Am	D	<b>1:36.081</b>	2	7	+14.312	<b>161.1</b>
26	61 AF Corse	M. Cioci / P. Ma	Ferrari F430	LM GTE Am	M	<b>1:36.111</b>	6	7	+14.342	<b>161.1</b>
27	97 Audi Race Experience	F. Gruber / J. Lee / H. Tak Mak	Audi R8 LMS	GTC	M	<b>1:36.417</b>	4	5	+14.648	<b>160.6</b>
28	65 Lotus Jetalliance	J. Rossiter / J. Mowlam / D. Heinemeier	Lotus Evora	LM GTE Pro	M	<b>1:36.618</b>	6	8	+14.849	<b>160.2</b>
29	64 Lotus Jetalliance	O. Slingerland / M. Rich / R. Rasmussen	Lotus Evora	LM GTE Pro	M	<b>1:38.622</b>	7	9	+16.853	<b>157.0</b>

<b>Fastest Lap</b>	Lap 4	Anthony Davidson	<b>1:21.769</b>	189.3 Kph
--------------------	-------	------------------	-----------------	-----------

Published at: .....

Track Status: **DRY**

<b>Stewards:</b>	<b>Timekeeper:</b>
------------------	--------------------



# ILMC

## 6 HOURS OF ZHUHAI

### Qualifying Practice

### Final Classification by Class

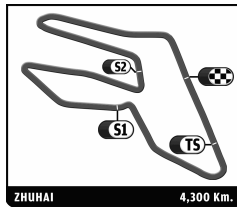
Nr.	Team	Drivers	Car	Ty	Time	Lap	Total	Gap	Kph
<b>LM P1</b>									
1	7 Peugeot Sport Total	S. Bourdais / A. Davidson	Peugeot 908	M	<b>1:21.769</b>	4	6		<b>189.3</b>
2	8 Peugeot Sport Total	F. Montagny / S. Sarrazin	Peugeot 908	M	<b>1:21.844</b>	4	6	+0.075	+0.075 <b>189.1</b>
3	2 Audi Sport Team Joest	T. Kristensen / A. McNish	Audi R18 TDI	M	<b>1:22.038</b>	4	6	+0.269	+0.194 <b>188.7</b>
4	1 Audi Sport Team Joest	T. Bernhard / M. Fässler	Audi R18 TDI	M	<b>1:22.538</b>	4	6	+0.769	+0.500 <b>187.5</b>
5	12 Rebellion Racing	N. Jani / N. Prost	Lola B10/60 Coupé - Toyota	M	<b>1:23.931</b>	3	4	+2.162	+1.393 <b>184.4</b>
6	24 Oak Racing	J. Nicolet / A. Premat / O. Pla	Oak Pescarolo - Judd	D	<b>1:24.684</b>	5	6	+2.915	+0.753 <b>182.8</b>
7	007 Aston Martin Racing	A. Meyrick / S. Mücke / H. Primat	Lola Aston Martin	M	<b>1:25.119</b>	3	6	+3.350	+0.435 <b>181.9</b>
8	15 Oak Racing	M. Lahaye / G. Moreau / P. Ragues	Oak Pescarolo - Judd	D	<b>1:25.170</b>	2	4	+3.401	+0.051 <b>181.8</b>
9	23 Tokai Univ Ygk Power	M. Shogo / Y. Naoki	Courage-Oreca LC70	Y	<b>1:30.614</b>	3	6	+8.845	+5.444 <b>170.8</b>
<b>LM P2</b>									
1	26 Signatech Nissan	F. Maillieux / L. Ordóñez / J. Vernay	Oreca 03 - Nissan	D	<b>1:27.929</b>	2	7		<b>176.1</b>
2	35 Oak Racing	P. Lafargue / F. Da Rocha	Oak Pescarolo - Judd	D	<b>1:30.214</b>	4	10	+2.285	+2.285 <b>171.6</b>
<b>LM GTE Pro</b>									
1	55 BMW Motorsport	A. Farfus / J. Müller	BMW M3	D	<b>1:34.506</b>	3	4		<b>163.8</b>
2	51 AF Corse	G. Fisichella / G. Bruni	Ferrari F458 Italia	M	<b>1:34.945</b>	5	6	+0.439	+0.439 <b>163.0</b>
3	56 BMW Motorsport	A. Priaulx / U. Alzen	BMW M3	D	<b>1:34.992</b>	4	5	+0.486	+0.047 <b>163.0</b>
4	59 Luxury Racing	S. Orselli / F. Makowiecki	Ferrari F458 Italia	M	<b>1:35.413</b>	2	6	+0.907	+0.421 <b>162.2</b>
5	58 Luxury Racing	A. Beltoise / D. Farnbacher / R. Firman	Ferrari F458 Italia	M	<b>1:35.867</b>	7	8	+1.361	+0.454 <b>161.5</b>
6	65 Lotus Jetalliance	J. Rossiter / J. Mowlem / D. Heinemeier	Lotus Evora	M	<b>1:36.618</b>	6	8	+2.112	+0.751 <b>160.2</b>
7	64 Lotus Jetalliance	O. Slingerland / M. Rich / R. Rasmussen	Lotus Evora	M	<b>1:38.622</b>	7	9	+4.116	+2.004 <b>157.0</b>
<b>LM GTE Am</b>									
1	62 CRS Racing	P. Ehret / T. Mullen / R. Wills	Ferrari F430	M	<b>1:35.229</b>	6	8		<b>162.6</b>
2	63 Proton Competition	R. Lietz / C. Ried / G. Roda	Porsche 911 RSR (997)	M	<b>1:35.279</b>	3	7	+0.050	+0.050 <b>162.5</b>
3	57 Krohn Racing	T. Krohn / N. Jönsson / M. Rugolo	Ferrari F430	D	<b>1:35.598</b>	3	7	+0.369	+0.319 <b>161.9</b>
4	50 Larbre Competition	P. Bornhauser / J. Canal / O. Beretta	Corvette C6-ZR1	M	<b>1:35.639</b>	5	7	+0.410	+0.041 <b>161.9</b>
5	60 Gulf AMR Middle East	F. Giroix / R. Goethe	Aston Martin Vantage	D	<b>1:36.081</b>	2	7	+0.852	+0.442 <b>161.1</b>
6	61 AF Corse	M. Cioci / P. Ma	Ferrari F430	M	<b>1:36.111</b>	6	7	+0.882	+0.030 <b>161.1</b>
<b>FLM</b>									
1	90 Ptrs Racing	W. Chen / Z. Shanqi	Formula Le Mans - Oreca - 09	M	<b>1:33.783</b>	4	5		<b>165.1</b>
<b>GTC</b>									
1	98 Audi Sport C Racing	E. Mortara / D. O'Young / A. Imperatori	Audi R8 LMS	M	<b>1:34.777</b>	3	4		<b>163.3</b>
2	94 Hitotsuyama Racing	A. Tsuzuki / M. Kim / C. Van Dam	Audi R8 LMS	Y	<b>1:34.934</b>	3	5	+0.157	+0.157 <b>163.1</b>
3	96 Team AMG	C. Cheng / L. Arnold / M. Häkkinen	Mercedes SLS AMG GT3	M	<b>1:35.296</b>	5	6	+0.519	+0.362 <b>162.4</b>
4	97 Audi Race Experience	F. Gruber / J. Lee / H. Tak Mak	Audi R8 LMS	M	<b>1:36.417</b>	4	5	+1.640	+1.121 <b>160.6</b>

Published at: .....

Track Status:

**DRY**

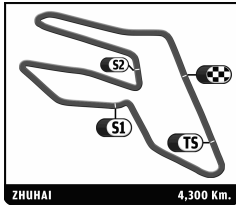
Stewards:	Timekeeper:
-----------	-------------



## ILMC 6 HOURS OF ZHUHAI Qualifying Practice

### Provisional Classification by Driver Fastest Lap

Nr	Team	Car	Class	Driver	Time	Lap	Total	Gap	Kph		
1	7	Peugeot Sport Total	Peugeot 908	LM P1	Anthony Davidson	1:21.769	4	6		189.3	
2	8	Peugeot Sport Total	Peugeot 908	LM P1	Stephane Sarrazin	1:21.844	4	6	0.075	0.075	189.1
3	2	Audi Sport Team Joest	Audi R18 TDI	LM P1	Tom Kristensen	1:22.038	4	6	0.269	0.194	188.7
4	1	Audi Sport Team Joest	Audi R18 TDI	LM P1	Marcel Fässler	1:22.538	4	6	0.769	0.500	187.5
5	12	Rebellion Racing	Lola B10/60 Coupé - Toyota	LM P1	Neel Jani	1:23.931	3	4	2.162	1.393	184.4
6	24	Oak Racing	Oak Pescarolo - Judd	LM P1	Olivier Pla	1:24.684	5	6	2.915	0.753	182.8
7	007	Aston Martin Racing	Lola Aston Martin	LM P1	Stefan Mücke	1:25.119	3	6	3.350	0.435	181.9
8	15	Oak Racing	Oak Pescarolo - Judd	LM P1	Mathieu Lahaye	1:25.170	2	4	3.401	0.051	181.8
9	26	Signatech Nissan	Oreca 03 - Nissan	LM P2	Franck Mailleux	1:27.929	2	7	6.160	2.759	176.1
10	35	Oak Racing	Oak Pescarolo - Judd	LM P2	Patrice Lafargue	1:30.214	4	10	8.445	2.285	171.6
11	23	Tokai Univ Ykg Power	Courage-Oreca LC70	LM P1	Mitsuyama Shogo	1:30.614	3	6	8.845	0.400	170.8
12	90	Ptrs Racing	Formula Le Mans - Oreca - 09	FLM	Zhang Shanqi	1:33.783	4	5	12.014	3.169	165.1
13	55	BMW Motorsport	BMW M3	LM GTE Pro	Jörg Müller	1:34.506	3	4	12.737	0.723	163.8
14	98	Audi Sport C Racing	Audi R8 LMS	GTC	Edoardo Mortara	1:34.777	3	4	13.008	0.271	163.3
15	94	Hitotsuyama Racing	Audi R8 LMS	GTC	Carlo Van Dam	1:34.934	3	5	13.165	0.157	163.1
16	51	AF Corse	Ferrari F458 Italia	LM GTE Pro	Gianmaria Bruni	1:34.945	5	6	13.176	0.011	163.0
17	56	BMW Motorsport	BMW M3	LM GTE Pro	Andy Priaux	1:34.992	4	5	13.223	0.047	163.0
18	62	CRS Racing	Ferrari F430	LM GTE Am	Tim Mullen	1:35.229	6	8	13.460	0.237	162.6
19	63	Proton Competition	Porsche 911 RSR (997)	LM GTE Am	Richard Lietz	1:35.279	3	7	13.510	0.050	162.5
20	96	Team AMG	Mercedes SLS AMG GT3	GTC	Mika Häkkinen	1:35.296	5	6	13.527	0.017	162.4
21	59	Luxury Racing	Ferrari F458 Italia	LM GTE Pro	Frederic Makowiecki	1:35.413	2	6	13.644	0.117	162.2
22	57	Krohn Racing	Ferrari F430	LM GTE Am	Niclas Jönsson	1:35.598	3	7	13.829	0.185	161.9
23	50	Larbre Competition	Corvette C6-ZR1	LM GTE Am	Julien Canal	1:35.639	5	7	13.870	0.041	161.9
24	58	Luxury Racing	Ferrari F458 Italia	LM GTE Pro	Anthony Beltoise	1:35.867	7	8	14.098	0.228	161.5
25	60	Gulf AMR Middle East	Aston Martin Vantage	LM GTE Am	Fabien Giroix	1:36.081	2	7	14.312	0.214	161.1
26	61	AF Corse	Ferrari F430	LM GTE Am	Philip Ma	1:36.111	6	7	14.342	0.030	161.1
27	97	Audi Race Experience	Audi R8 LMS	GTC	Florian Gruber	1:36.417	4	5	14.648	0.306	160.6
28	65	Lotus Jetalliance	Lotus Evora	LM GTE Pro	James Rossiter	1:36.618	6	8	14.849	0.201	160.2
29	64	Lotus Jetalliance	Lotus Evora	LM GTE Pro	Martin Rich	1:38.622	7	9	16.853	2.004	157.0
30	96	Team AMG	Mercedes SLS AMG GT3	GTC	Lance David Arnold						
31	97	Audi Race Experience	Audi R8 LMS	GTC	Jeffrey Lee						
32	94	Hitotsuyama Racing	Audi R8 LMS	GTC	Michael Kim						
33	96	Team AMG	Mercedes SLS AMG GT3	GTC	Congfu Cheng						
34	98	Audi Sport C Racing	Audi R8 LMS	GTC	Alexandre Imperatori						
35	007	Aston Martin Racing	Lola Aston Martin	LM P1	Andy Meyrick						
36	97	Audi Race Experience	Audi R8 LMS	GTC	Hing Tak Mak						
37	98	Audi Sport C Racing	Audi R8 LMS	GTC	Darryl O'Young						
38	26	Signatech Nissan	Oreca 03 - Nissan	LM P2	Lucas Ordoñez						
39	26	Signatech Nissan	Oreca 03 - Nissan	LM P2	Jean-Karl Vernay						
40	24	Oak Racing	Oak Pescarolo - Judd	LM P1	Jacques Nicolet						
41	24	Oak Racing	Oak Pescarolo - Judd	LM P1	Alexandre Premat						
42	35	Oak Racing	Oak Pescarolo - Judd	LM P2	Frederic Da Rocha						
43	56	BMW Motorsport	BMW M3	LM GTE Pro	Uwe Alzen						
44	58	Luxury Racing	Ferrari F458 Italia	LM GTE Pro	Dominik Farnbacher						
45	51	AF Corse	Ferrari F458 Italia	LM GTE Pro	Giancarlo Fisichella						
46	55	BMW Motorsport	BMW M3	LM GTE Pro	Augusto Farfus						
47	2	Audi Sport Team Joest	Audi R18 TDI	LM P1	Allan McNish						
48	7	Peugeot Sport Total	Peugeot 908	LM P1	Sebastien Bourdais						
49	007	Aston Martin Racing	Lola Aston Martin	LM P1	Harold Primat						
50	1	Audi Sport Team Joest	Audi R18 TDI	LM P1	Timo Bernhard						
51	8	Peugeot Sport Total	Peugeot 908	LM P1	Franck Montagny						
52	15	Oak Racing	Oak Pescarolo - Judd	LM P1	Pierre Ragues						
53	23	Tokai Univ Ykg Power	Courage-Oreca LC70	LM P1	Yokomizo Naoki						
54	12	Rebellion Racing	Lola B10/60 Coupé - Toyota	LM P1	Nicolas Prost						
55	15	Oak Racing	Oak Pescarolo - Judd	LM P1	Guillaume Moreau						
56	61	AF Corse	Ferrari F430	LM GTE Am	Marco Cioci						
57	62	CRS Racing	Ferrari F430	LM GTE Am	Pierre Ehret						
58	57	Krohn Racing	Ferrari F430	LM GTE Am	Michele Rugolo						
59	60	Gulf AMR Middle East	Aston Martin Vantage	LM GTE Am	Roald Goethe						
60	62	CRS Racing	Ferrari F430	LM GTE Am	Roger Wills						
61	90	Ptrs Racing	Formula Le Mans - Oreca - 09	FLM	Wei Liang Chen						
62	94	Hitotsuyama Racing	Audi R8 LMS	GTC	Akihiro Tsuzuki						
63	63	Proton Competition	Porsche 911 RSR (997)	LM GTE Am	Gianluca Roda						
64	63	Proton Competition	Porsche 911 RSR (997)	LM GTE Am	Christian Ried						
65	64	Lotus Jetalliance	Lotus Evora	LM GTE Pro	Oskar Slingerland						
66	64	Lotus Jetalliance	Lotus Evora	LM GTE Pro	Rene Rasmussen						
67	58	Luxury Racing	Ferrari F458 Italia	LM GTE Pro	Ralph Firman						
68	59	Luxury Racing	Ferrari F458 Italia	LM GTE Pro	Stephane Ortelli						



**ILMC**  
**6 HOURS OF ZHUHAI**  
 Qualifying Practice

Provisional Classification by Driver Fastest Lap

Nr	Team	Car	Class	Driver	Time	Lap	Total	Gap	Kph
69	65 Lotus Jetalliance	Lotus Evora	LM GTE Pro	Johnny Mowlem					
70	50 Larbre Competition	Corvette C6-ZR1	LM GTE Am	Olivier Beretta					
71	57 Krohn Racing	Ferrari F430	LM GTE Am	Tracy Krohn					
72	65 Lotus Jetalliance	Lotus Evora	LM GTE Pro	David Heinemeier					
73	50 Larbre Competition	Corvette C6-ZR1	LM GTE Am	Patrick Bornhauser					

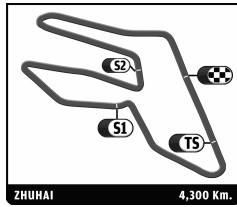
Published at: .....

Track Status:

**DRY**

**Race Director:**

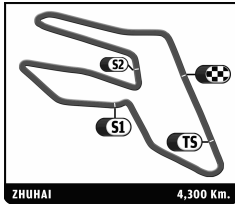
**Timekeeper:**



**ILMC**  
**6 HOURS OF ZHUHAI**  
 After Qualifying Practice

Final Classification by Driver Fastest Lap

Nr	Team	Car	Class	Driver	Session				Time	Gap	Kph					
					1	2	3	4								
					Time	Laps	Time	Laps	Time	Laps	Time	Laps				
1	7	Peugeot Sport Total	Peugeot 908	LM P1	Anthony Davidson	1:24.716	8	1:23.504	33	1:22.397	20	1:21.769	6	<b>1:21.769</b>	189.3	
2	8	Peugeot Sport Total	Peugeot 908	LM P1	Stephane Sarrazin	1:21.999	47	1:22.980	26	1:21.844	6	<b>1:21.844</b>	0.075	189.1		
3	2	Audi Sport Team Joest	Audi R18 TDI	LM P1	Tom Kristensen	1:23.608	32	1:23.860	16	1:23.216	19	1:22.038	6	<b>1:22.038</b>	0.269	188.7
4	7	Peugeot Sport Total	Peugeot 908	LM P1	Sebastien Bourdais	1:22.495	46			1:24.190	16			<b>1:22.495</b>	0.726	187.6
5	1	Audi Sport Team Joest	Audi R18 TDI	LM P1	Marcel Fässler	1:24.312	31	1:25.739	14	1:23.314	18	1:22.538	6	<b>1:22.538</b>	0.769	187.5
6	8	Peugeot Sport Total	Peugeot 908	LM P1	Franck Montagny			1:23.321	27	1:24.022	8			<b>1:23.321</b>	1.552	185.8
7	2	Audi Sport Team Joest	Audi R18 TDI	LM P1	Allan McNish	1:24.808	22	1:24.623	16	1:23.364	16			<b>1:23.364</b>	1.595	185.7
8	1	Audi Sport Team Joest	Audi R18 TDI	LM P1	Timo Bernhard	1:25.728	23	1:24.389	16	1:23.787	17			<b>1:23.787</b>	2.018	184.8
9	12	Rebellion Racing	Lola B10/60 Coupé - Toyota	LM P1	Neel Jani	1:25.533	29	1:27.573	6	1:24.296	13	1:23.931	4	<b>1:23.931</b>	2.162	184.4
10	24	Oak Racing	Oak Pescarolo - Judd	LM P1	Olivier Pla	1:26.792	7	1:25.096	15	1:25.133	15	1:24.684	6	<b>1:24.684</b>	2.915	182.8
11	12	Rebellion Racing	Lola B10/60 Coupé - Toyota	LM P1	Nicolas Prost	1:28.217	5	1:25.929	21	1:24.922	15			<b>1:24.922</b>	3.153	182.3
12	007	Aston Martin Racing	Lola Aston Martin	LM P1	Stefan Mücke	1:26.020	18			1:25.604	15	1:25.119	6	<b>1:25.119</b>	3.350	181.9
13	15	Oak Racing	Oak Pescarolo - Judd	LM P1	Mathieu Lahaye	1:27.800	7	1:26.322	8	1:26.230	23	1:25.170	4	<b>1:25.170</b>	3.401	181.8
14	24	Oak Racing	Oak Pescarolo - Judd	LM P1	Alexandre Premat	1:26.324	15			1:25.854	11			<b>1:25.854</b>	4.085	180.3
15	15	Oak Racing	Oak Pescarolo - Judd	LM P1	Guillaume Moreau	1:25.973	24			1:26.178	7			<b>1:25.973</b>	4.204	180.1
16	15	Oak Racing	Oak Pescarolo - Judd	LM P1	Pierre Ragues	1:28.081	10	1:27.063	20					<b>1:27.063</b>	5.294	177.8
17	007	Aston Martin Racing	Lola Aston Martin	LM P1	Harold Primat	1:27.550	18	1:27.747	16					<b>1:27.550</b>	5.781	176.8
18	007	Aston Martin Racing	Lola Aston Martin	LM P1	Andy Meyrick			1:27.780	16	1:27.873	4			<b>1:27.780</b>	6.011	176.3
19	26	Signatech Nissan	Oreca 03 - Nissan	LM P2	Franck Mailleux			1:30.377	16	1:28.273	14	1:27.929	7	<b>1:27.929</b>	6.160	176.1
20	24	Oak Racing	Oak Pescarolo - Judd	LM P1	Jacques Nicolet	1:28.955	15	1:28.103	15	1:29.428	6			<b>1:28.103</b>	6.334	175.7
21	26	Signatech Nissan	Oreca 03 - Nissan	LM P2	Lucas Ordofez	1:30.309	25	1:29.937	9					<b>1:29.937</b>	8.168	172.1
22	26	Signatech Nissan	Oreca 03 - Nissan	LM P2	Jean-Karl Vernay	1:30.542	16			1:30.135	12			<b>1:30.135</b>	8.366	171.7
23	35	Oak Racing	Oak Pescarolo - Judd	LM P2	Patrice Lafargue	1:32.820	15	1:32.522	16	1:30.985	15	1:30.214	10	<b>1:30.214</b>	8.445	171.6
24	23	Tokai Univ Ygk Power	Courage-Oreca LC70	LM P1	Mitsuyama Shogo	1:34.042	9	1:31.550	3	1:30.702	11	1:30.614	6	<b>1:30.614</b>	8.845	170.8
25	23	Tokai Univ Ygk Power	Courage-Oreca LC70	LM P1	Yakomizo Naoki		2	1:32.762	20	1:31.959	16			<b>1:31.959</b>	10.190	168.3
26	35	Oak Racing	Oak Pescarolo - Judd	LM P2	Frederic Da Rocha	1:32.885	26	1:32.706	14	1:33.142	18			<b>1:32.706</b>	10.937	167.0
27	90	Ptrs Racing	Formula Le Mans - Oreca - 09	FLM	Zhang Shanqi			1:34.686	12	1:34.741	9	1:33.783	5	<b>1:33.783</b>	12.014	165.1
28	59	Luxury Racing	Ferrari F458 Italia	LM GTE Pro	Frederic Makowiecki	1:35.519	15	1:36.693	12	1:34.493	30	1:35.413	6	<b>1:34.493</b>	12.724	163.8
29	51	AF Corse	Ferrari F458 Italia	LM GTE Pro	Gianmaria Bruni	1:36.839	8			1:34.500	18	1:34.945	6	<b>1:34.500</b>	12.731	163.8
30	55	BMW Motorsport	BMW M3	LM GTE Pro	Jörg Müller	1:34.680	18	1:35.086	14	1:34.670	15	1:34.506	4	<b>1:34.506</b>	12.737	163.8
31	55	BMW Motorsport	BMW M3	LM GTE Pro	Augusto Farfus	1:35.339	19	1:34.508	10	1:35.186	15			<b>1:34.508</b>	12.739	163.8
32	98	Audi Sport C Racing	Audi R8 LMS	GTC	Edoardo Mortara	1:38.374	15	1:37.255	11	1:37.550	19	1:34.777	4	<b>1:34.777</b>	13.008	163.3
33	94	Hitotsuyama Racing	Audi R8 LMS	GTC	Carlo Van Dam	1:37.167	16	1:39.128	5	1:37.491	7	1:34.934	5	<b>1:34.934</b>	13.165	163.1
34	56	BMW Motorsport	BMW M3	LM GTE Pro	Uwe Alzen	1:35.409	18	1:35.701	14	1:34.952	18			<b>1:34.952</b>	13.183	163.0
35	56	BMW Motorsport	BMW M3	LM GTE Pro	Andy Priaulx	1:35.108	20	1:35.121	12	1:35.012	12	1:34.992	5	<b>1:34.992</b>	13.223	163.0
36	62	CRS Racing	Ferrari F430	LM GTE Am	Tim Mullen	1:36.178	8			1:35.670	8	1:35.229	8	<b>1:35.229</b>	13.460	162.6
37	63	Proton Competition	Porsche 911 RSR (997)	LM GTE Am	Richard Lietz	1:36.455	7			1:35.525	12	1:35.279	7	<b>1:35.279</b>	13.510	162.5
38	96	Team AMG	Mercedes SLS AMG GT3	GTC	Mika Häkkinen	1:37.137	15	1:36.838	7	1:36.364	10	1:35.296	6	<b>1:35.296</b>	13.527	162.4
39	90	Ptrs Racing	Formula Le Mans - Oreca - 09	FLM	Wei Liang Chen	1:35.814	6	1:37.882	12	1:35.375	19			<b>1:35.375</b>	13.606	162.3
40	57	Krohn Racing	Ferrari F430	LM GTE Am	Niclas Jönsson	1:35.736	21	1:35.735	11			1:35.598	7	<b>1:35.598</b>	13.829	161.9
41	50	Larbre Competition	Corvette C6-ZR1	LM GTE Am	Julien Canal	1:37.908	9	1:36.235	8	1:36.630	7	1:35.639	7	<b>1:35.639</b>	13.870	161.9
42	58	Luxury Racing	Ferrari F458 Italia	LM GTE Pro	Anthony Beltoise	1:36.631	13	1:36.481	15	1:35.670	10	1:35.867	8	<b>1:35.670</b>	13.901	161.8
43	51	AF Corse	Ferrari F458 Italia	LM GTE Pro	Giancarlo Fisichella	1:35.968	30	1:35.716	26	1:35.968	11			<b>1:35.716</b>	13.947	161.7
44	96	Team AMG	Mercedes SLS AMG GT3	GTC	Lance David Arnold	1:37.131	11	1:35.788	14	1:36.442	7			<b>1:35.788</b>	14.019	161.6
45	60	Gulf AMR Middle East	Aston Martin Vantage	LM GTE Am	Fabien Giroix	1:36.362	7	1:37.003	13	1:35.884	14	1:36.081	7	<b>1:35.884</b>	14.115	161.4
46	58	Luxury Racing	Ferrari F458 Italia	LM GTE Pro	Dominik Farnbacher	1:37.189	11			1:35.959	13			<b>1:35.959</b>	14.190	161.3
47	59	Luxury Racing	Ferrari F458 Italia	LM GTE Pro	Stephane Ortelli	1:36.232	14	1:35.971	7					<b>1:35.971</b>	14.202	161.3
48	61	AF Corse	Ferrari F430	LM GTE Am	Philip Ma	1:43.105	7	1:38.200	23	1:36.961	30	1:36.111	7	<b>1:36.111</b>	14.342	161.1
49	58	Luxury Racing	Ferrari F458 Italia	LM GTE Pro	Ralph Firman	1:36.685	12	1:36.315	12	1:36.678	5			<b>1:36.315</b>	14.546	160.7
50	50	Larbre Competition	Corvette C6-ZR1	LM GTE Am	Olivier Beretta	1:36.370	21	1:36.541	5	1:36.387	15			<b>1:36.370</b>	14.601	160.6
51	97	Audi Race Experience	Audi R8 LMS	GTC	Florian Gruber	1:37.473	25	1:38.988	5	1:38.396	6	1:36.417	5	<b>1:36.417</b>	14.648	160.6
52	62	CRS Racing	Ferrari F430	LM GTE Am	Roger Wills	1:38.219	15	1:36.539	12	1:37.541	12			<b>1:36.539</b>	14.770	160.3
53	65	Lotus Jetalliance	Lotus Evora	LM GTE Pro	James Rossiter	1:38.154	7			1:37.174	13	1:36.618	8	<b>1:36.618</b>	14.849	160.2
54	63	Proton Competition	Porsche 911 RSR (997)	LM GTE Am	Gianluca Roda			1:37.842	15	1:36.741	12			<b>1:36.741</b>	14.972	160.0
55	96	Team AMG	Mercedes SLS AMG GT3	GTC	Congfu Cheng	1:36.930	13	1:37.078	6	1:37.160	7			<b>1:36.930</b>	15.161	159.7
56	61	AF Corse	Ferrari F430	LM GTE Am	Marco Cioci	1:37.130	20							<b>1:37.130</b>	15.361	159.4



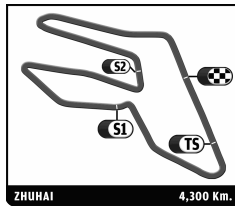
**ILMC**  
**6 HOURS OF ZHUHAI**  
 After Qualifying Practice

Final Classification by Driver Fastest Lap

Nr	Team	Car	Class	Driver	Session 1		Session 2		Session 3		Session 4		Time	Gap	Kph
					Time	Laps	Time	Laps	Time	Laps	Time	Laps			
57	98 Audi Sport C Racing	Audi R8 LMS	GTC	Alexandre Imperatori	1:38.032	9	1:37.278	10					<b>1:37.278</b>	15.509	159.1
58	63 Proton Competition	Porsche 911 RSR (997)	LM GTE Am	Christian Ried			1:37.972	12	1:37.322	5			<b>1:37.322</b>	15.553	159.1
59	62 CRS Racing	Ferrari F430	LM GTE Am	Pierre Ehret	1:38.741	14	1:37.401	14	1:37.591	9			<b>1:37.401</b>	15.632	158.9
60	50 Larbre Competition	Corvette C6-ZR1	LM GTE Am	Patrick Bornhauser			1:37.428	16	1:37.700	8			<b>1:37.428</b>	15.659	158.9
61	57 Krohn Racing	Ferrari F430	LM GTE Am	Michele Rugolo					1:37.539	10			<b>1:37.539</b>	15.770	158.7
62	98 Audi Sport C Racing	Audi R8 LMS	GTC	Darryl O'Young	1:37.616	12			1:38.778	12			<b>1:37.616</b>	15.847	158.6
63	65 Lotus Jetalliance	Lotus Evora	LM GTE Pro	Johnny Mowlem	1:38.739	9	1:38.296	14					<b>1:38.296</b>	16.527	157.5
64	97 Audi Race Experience	Audi R8 LMS	GTC	Jeffrey Lee			1:39.981	20	1:38.555	12			<b>1:38.555</b>	16.786	157.1
65	64 Lotus Jetalliance	Lotus Evora	LM GTE Pro	Martin Rich	1:39.147	12	1:40.739	8	1:38.845	14	1:38.622	9	<b>1:38.622</b>	16.853	157.0
66	65 Lotus Jetalliance	Lotus Evora	LM GTE Pro	David Heinemeier	1:39.642	7			1:38.867	15			<b>1:38.867</b>	17.098	156.6
67	94 Hitotsuyama Racing	Audi R8 LMS	GTC	Akihiro Suzuki	1:39.052	14	1:39.103	9	1:39.464	6			<b>1:39.052</b>	17.283	156.3
68	57 Krohn Racing	Ferrari F430	LM GTE Am	Tracy Krohn	1:40.137	15	1:39.734	13	1:39.209	16			<b>1:39.209</b>	17.440	156.0
69	94 Hitotsuyama Racing	Audi R8 LMS	GTC	Michael Kim	1:39.759	8	1:40.502	11	1:39.542	16			<b>1:39.542</b>	17.773	155.5
70	60 Gulf AMR Middle East	Aston Martin Vantage	LM GTE Am	Ronald Goethe	1:39.900	25	1:41.224	10	1:39.914	13			<b>1:39.900</b>	18.131	155.0
71	64 Lotus Jetalliance	Lotus Evora	LM GTE Pro	Rene Rasmussen	1:42.745	6			1:40.785	13			<b>1:40.785</b>	19.016	153.6
72	97 Audi Race Experience	Audi R8 LMS	GTC	Hing Tak Mak	1:41.649	13			1:42.544	11			<b>1:41.649</b>	19.880	152.3
73	64 Lotus Jetalliance	Lotus Evora	LM GTE Pro	Oskar Slingerland	1:45.481	12	1:42.325	13					<b>1:42.325</b>	20.556	151.3

Published at: .....

<b>Stewards:</b>	<b>Timekeeper:</b>
------------------	--------------------



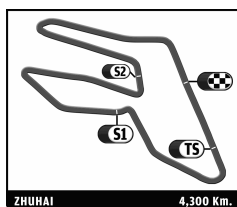
## ILMC 6 HOURS OF ZHUHAI

After Qualifying Practice

### Final Classification by Driver And Class Fastest Lap

Nr	Team	Car	Class	Driver	Time	Laps	Gap	Kph	Session
<b>LM P1</b>									
1	7 Peugeot Sport Total	Peugeot 908	LM P1	Anthony Davidson	1:21.769	67		189.3	Qualifying Practice
2	8 Peugeot Sport Total	Peugeot 908	LM P1	Stephane Sarrazin	1:21.844	79	0.075	189.1	Qualifying Practice
3	2 Audi Sport Team Joest	Audi R18 TDI	LM P1	Tom Kristensen	1:22.038	73	0.269	188.7	Qualifying Practice
4	7 Peugeot Sport Total	Peugeot 908	LM P1	Sebastien Bourdais	1:22.495	62	0.726	187.6	Free Practice 1
5	1 Audi Sport Team Joest	Audi R18 TDI	LM P1	Marcel Fässler	1:22.538	69	0.769	187.5	Qualifying Practice
6	8 Peugeot Sport Total	Peugeot 908	LM P1	Frack Montagny	1:23.321	35	1.552	185.8	Free Practice 2
7	2 Audi Sport Team Joest	Audi R18 TDI	LM P1	Allan McNish	1:23.364	54	1.595	185.7	Free Practice 3
8	1 Audi Sport Team Joest	Audi R18 TDI	LM P1	Timo Bernhard	1:23.787	56	2.018	184.8	Free Practice 3
9	12 Rebellion Racing	Lola B10/60 Coupé - Toyota	LM P1	Neel Jani	1:23.931	52	2.162	184.4	Qualifying Practice
10	24 Oak Racing	Oak Pescarolo - Judd	LM P1	Olivier Pla	1:24.684	43	2.915	182.8	Qualifying Practice
11	12 Rebellion Racing	Lola B10/60 Coupé - Toyota	LM P1	Nicolas Prost	1:24.922	41	3.153	182.3	Free Practice 3
12	007 Aston Martin Racing	Lola Aston Martin	LM P1	Stefan Mücke	1:25.119	39	3.350	181.9	Qualifying Practice
13	15 Oak Racing	Oak Pescarolo - Judd	LM P1	Mathieu Lahaye	1:25.170	42	3.401	181.8	Qualifying Practice
14	24 Oak Racing	Oak Pescarolo - Judd	LM P1	Alexandre Premat	1:25.854	26	4.085	180.3	Free Practice 3
15	15 Oak Racing	Oak Pescarolo - Judd	LM P1	Guillaume Moreau	1:25.973	31	4.204	180.1	Free Practice 1
16	15 Oak Racing	Oak Pescarolo - Judd	LM P1	Pierre Ragues	1:27.063	30	5.294	177.8	Free Practice 2
17	007 Aston Martin Racing	Lola Aston Martin	LM P1	Harold Primat	1:27.550	34	5.781	176.8	Free Practice 1
18	007 Aston Martin Racing	Lola Aston Martin	LM P1	Andy Meyrick	1:27.780	20	6.011	176.3	Free Practice 2
19	24 Oak Racing	Oak Pescarolo - Judd	LM P1	Jacques Nicolet	1:28.103	36	6.334	175.7	Free Practice 2
20	23 Tokai Univ Ygk Power	Courage-Oreca LC70	LM P1	Mitsuyama Shogo	1:30.614	29	8.845	170.8	Qualifying Practice
21	23 Tokai Univ Ygk Power	Courage-Oreca LC70	LM P1	Yokomizo Naoki	1:31.959	38	10.190	168.3	Free Practice 3
<b>LM P2</b>									
1	26 Signatech Nissan	Oreca 03 - Nissan	LM P2	Frack Mailleux	1:27.929	37		176.1	Qualifying Practice
2	26 Signatech Nissan	Oreca 03 - Nissan	LM P2	Lucas Ordoñez	1:29.937	34	2.008	172.1	Free Practice 2
3	26 Signatech Nissan	Oreca 03 - Nissan	LM P2	Jean-Karl Vernay	1:30.135	28	2.206	171.7	Free Practice 3
4	35 Oak Racing	Oak Pescarolo - Judd	LM P2	Patrice Lafargue	1:30.214	56	2.285	171.6	Qualifying Practice
5	35 Oak Racing	Oak Pescarolo - Judd	LM P2	Frederic Da Rocha	1:32.706	58	4.777	167.0	Free Practice 2
<b>LM GTE Pro</b>									
1	59 Luxury Racing	Ferrari F458 Italia	LM GTE Pro	Frederic Makowiecki	1:34.493	63		163.8	Free Practice 3
2	51 AF Corse	Ferrari F458 Italia	LM GTE Pro	Gianmaria Bruni	1:34.500	32	0.007	163.8	Free Practice 3
3	55 BMW Motorsport	BMW M3	LM GTE Pro	Jörg Müller	1:34.506	51	0.013	163.8	Qualifying Practice
4	55 BMW Motorsport	BMW M3	LM GTE Pro	Augusto Farfus	1:34.508	44	0.015	163.8	Free Practice 2
5	56 BMW Motorsport	BMW M3	LM GTE Pro	Uwe Alzen	1:34.952	50	0.459	163.0	Free Practice 3
6	56 BMW Motorsport	BMW M3	LM GTE Pro	Andy Priaux	1:34.992	49	0.499	163.0	Qualifying Practice
7	58 Luxury Racing	Ferrari F458 Italia	LM GTE Pro	Anthony Beltoise	1:35.670	46	1.177	161.8	Free Practice 3
8	51 AF Corse	Ferrari F458 Italia	LM GTE Pro	Giancarlo Fisichella	1:35.716	67	1.223	161.7	Free Practice 2
9	58 Luxury Racing	Ferrari F458 Italia	LM GTE Pro	Dominik Farnbacher	1:35.959	24	1.466	161.3	Free Practice 3
10	59 Luxury Racing	Ferrari F458 Italia	LM GTE Pro	Stephane Ortelli	1:35.971	21	1.478	161.3	Free Practice 2
11	58 Luxury Racing	Ferrari F458 Italia	LM GTE Pro	Ralph Firman	1:36.315	29	1.822	160.7	Free Practice 2
12	65 Lotus Jetalliance	Lotus Evora	LM GTE Pro	James Rossiter	1:36.618	28	2.125	160.2	Qualifying Practice
13	65 Lotus Jetalliance	Lotus Evora	LM GTE Pro	Johnny Mowlem	1:38.296	23	3.803	157.5	Free Practice 2
14	64 Lotus Jetalliance	Lotus Evora	LM GTE Pro	Martin Rich	1:38.622	43	4.129	157.0	Qualifying Practice
15	65 Lotus Jetalliance	Lotus Evora	LM GTE Pro	David Heinemeier	1:38.867	22	4.374	156.6	Free Practice 3
16	64 Lotus Jetalliance	Lotus Evora	LM GTE Pro	Rene Rasmussen	1:40.785	19	6.292	153.6	Free Practice 3
17	64 Lotus Jetalliance	Lotus Evora	LM GTE Pro	Oskar Slingerland	1:42.325	25	7.832	151.3	Free Practice 2
<b>LM GTE Am</b>									
1	62 CRS Racing	Ferrari F430	LM GTE Am	Tim Mullen	1:35.229	24		162.6	Qualifying Practice
2	63 Proton Competition	Porsche 911 RSR (997)	LM GTE Am	Richard Lietz	1:35.279	26	0.050	162.5	Qualifying Practice
3	57 Krohn Racing	Ferrari F430	LM GTE Am	Niclas Jönsson	1:35.598	39	0.369	161.9	Qualifying Practice
4	50 Larbre Competition	Corvette C6-ZR1	LM GTE Am	Julian Canal	1:35.639	31	0.410	161.9	Qualifying Practice
5	60 Gulf AMR Middle East	Aston Martin Vantage	LM GTE Am	Fabien Giroix	1:35.884	41	0.655	161.4	Free Practice 3
6	61 AF Corse	Ferrari F430	LM GTE Am	Philip Ma	1:36.111	67	0.882	161.1	Qualifying Practice
7	50 Larbre Competition	Corvette C6-ZR1	LM GTE Am	Olivier Beretta	1:36.370	41	1.141	160.6	Free Practice 1
8	62 CRS Racing	Ferrari F430	LM GTE Am	Roger Wills	1:36.539	39	1.310	160.3	Free Practice 2
9	63 Proton Competition	Porsche 911 RSR (997)	LM GTE Am	Gianluca Roda	1:36.741	27	1.512	160.0	Free Practice 3
10	61 AF Corse	Ferrari F430	LM GTE Am	Marco Cioci	1:37.130	20	1.901	159.4	Free Practice 1
11	63 Proton Competition	Porsche 911 RSR (997)	LM GTE Am	Christian Ried	1:37.322	17	2.093	159.1	Free Practice 3
12	62 CRS Racing	Ferrari F430	LM GTE Am	Pierre Ehret	1:37.401	37	2.172	158.9	Free Practice 2
13	50 Larbre Competition	Corvette C6-ZR1	LM GTE Am	Patrick Bornhauser	1:37.428	24	2.199	158.9	Free Practice 2





**ILMC**  
**6 HOURS OF ZHUHAI**  
 After Qualifying Practice

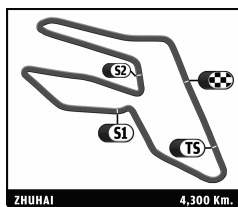
Final Classification by Driver And Class Fastest Lap

Nr	Team	Car	Class	Driver	Time	Laps	Gap	Kph	Session
14	57 Krohn Racing	Ferrari F430	LM GTE Am	<b>Michele Rugolo</b>	1:37.539	10	2.310	158.7	<b>Free Practice 3</b>
15	57 Krohn Racing	Ferrari F430	LM GTE Am	<b>Tracy Krohn</b>	1:39.209	44	3.980	156.0	<b>Free Practice 3</b>
16	60 Gulf AMR Middle East	Aston Martin Vantage	LM GTE Am	<b>Roald Goethe</b>	1:39.900	48	4.671	155.0	<b>Free Practice 1</b>
<b>FLM</b>									
1	90 Pirs Racing	Formula Le Mans - Oreca - 09	FLM	<b>Zhang Shanqi</b>	1:33.783	26		165.1	<b>Qualifying Practice</b>
2	90 Pirs Racing	Formula Le Mans - Oreca - 09	FLM	<b>Wei Liang Chen</b>	1:35.375	37	1.592	162.3	<b>Free Practice 3</b>
<b>GTC</b>									
1	98 Audi Sport C Racing	Audi R8 LMS	GTC	<b>Edoardo Mortara</b>	1:34.777	49		163.3	<b>Qualifying Practice</b>
2	94 Hitotsuyama Racing	Audi R8 LMS	GTC	<b>Carlo Van Dam</b>	1:34.934	33	0.157	163.1	<b>Qualifying Practice</b>
3	96 Team AMG	Mercedes SLS AMG GT3	GTC	<b>Mika Häkkinen</b>	1:35.296	38	0.519	162.4	<b>Qualifying Practice</b>
4	96 Team AMG	Mercedes SLS AMG GT3	GTC	<b>Lance David Arnold</b>	1:35.788	32	1.011	161.6	<b>Free Practice 2</b>
5	97 Audi Race Experience	Audi R8 LMS	GTC	<b>Florian Gruber</b>	1:36.417	41	1.640	160.6	<b>Qualifying Practice</b>
6	96 Team AMG	Mercedes SLS AMG GT3	GTC	<b>Congfu Cheng</b>	1:36.930	26	2.153	159.7	<b>Free Practice 1</b>
7	98 Audi Sport C Racing	Audi R8 LMS	GTC	<b>Alexandre Imperatori</b>	1:37.278	19	2.501	159.1	<b>Free Practice 2</b>
8	98 Audi Sport C Racing	Audi R8 LMS	GTC	<b>Darryl O'Young</b>	1:37.616	24	2.839	158.6	<b>Free Practice 1</b>
9	97 Audi Race Experience	Audi R8 LMS	GTC	<b>Jeffrey Lee</b>	1:38.555	32	3.778	157.1	<b>Free Practice 3</b>
10	94 Hitotsuyama Racing	Audi R8 LMS	GTC	<b>Akihiro Tsuzuki</b>	1:39.052	29	4.275	156.3	<b>Free Practice 1</b>
11	94 Hitotsuyama Racing	Audi R8 LMS	GTC	<b>Michael Kim</b>	1:39.542	35	4.765	155.5	<b>Free Practice 3</b>
12	97 Audi Race Experience	Audi R8 LMS	GTC	<b>Hing Tak Mak</b>	1:41.649	24	6.872	152.3	<b>Free Practice 1</b>

Published at: .....

<b>Stewards:</b>	<b>Timekeeper:</b>
------------------	--------------------

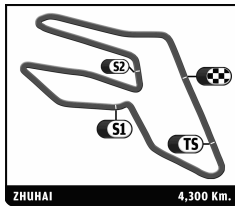




**ILMC**  
**6 HOURS OF ZHUHAI**  
 Qualifying Practice

**Best Sector Times**

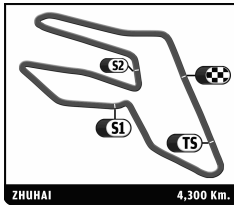
SECTOR 1			SECTOR 2			SECTOR 3			Pos	Team	Ideal Lap	Best Lap
Pos	Driver	Time	Driver	Time	Driver	Time						
1	7 A.Davidson	26.431	2 T.Kristensen	26.318	8 S.Sarrazin	28.765	1	7 Peugeot Sport Total	1'21.688	1:21.769	(1)	
2	8 S.Sarrazin	26.530	7 A.Davidson	26.348	7 A.Davidson	28.909	2	8 Peugeot Sport Total	1'21.823	1:21.844	(2)	
3	2 T.Kristensen	26.582	1 M.Fässler	26.431	2 T.Kristensen	29.110	3	2 Audi Sport Team Joest	1'22.010	1:22.038	(3)	
4	1 M.Fässler	26.667	8 S.Sarrazin	26.528	1 M.Fässler	29.274	4	1 Audi Sport Team Joest	1'22.372	1:22.538	(4)	
5	12 N.Jani	27.175	12 N.Jani	27.044	12 N.Jani	29.712	5	12 Rebellion Racing	1'23.931	1:23.931	(5)	
6	24 O.Pla	27.375	24 O.Pla	27.187	24 O.Pla	30.056	6	24 Oak Racing	1'24.618	1:24.684	(6)	
7	007 S.Mücke	27.459	007 S.Mücke	27.227	15 M.Lahaye	30.184	7	007 Aston Martin Racing	1'24.993	1:25.119	(7)	
8	15 M.Lahaye	27.564	15 M.Lahaye	27.387	007 S.Mücke	30.307	8	15 Oak Racing	1'25.135	1:25.170	(8)	
9	26 F.Maillieux	28.454	26 F.Maillieux	28.096	26 F.Maillieux	31.370	9	26 Signatech Nissan	1'27.920	1:27.929	(9)	
10	35 P.Lafargue	28.797	35 P.Lafargue	28.707	35 P.Lafargue	32.211	10	35 Oak Racing	1'29.715	1:30.214	(10)	
11	23 M.Shogo	29.276	23 M.Shogo	28.946	23 M.Shogo	32.332	11	23 Tokai Univ Ygk Power	1'30.554	1:30.614	(11)	
12	55 J.Müller	30.340	90 Z.Shanqi	29.566	90 Z.Shanqi	33.738	12	90 Pirs Racing	1'33.783	1:33.783	(12)	
13	90 Z.Shanqi	30.479	98 E.Mortara	29.873	56 A.Priaux	33.990	13	55 BMW Motorsport	1'34.293	1:34.506	(13)	
14	98 E.Mortara	30.563	94 C.Van Dam	29.907	55 J.Müller	34.019	14	56 BMW Motorsport	1'34.774	1:34.992	(17)	
15	63 R.Lietz	30.570	55 J.Müller	29.934	51 G.Bruni	34.142	15	98 Audi Sport C Racing	1'34.777	1:34.777	(14)	
16	94 C.Van Dam	30.589	63 R.Lietz	29.958	98 E.Mortara	34.341	16	94 Hitotsuyama Racing	1'34.863	1:34.934	(15)	
17	51 G.Bruni	30.595	57 N.Jönsson	30.085	59 F.Makowiecki	34.347	17	51 AF Corse	1'34.875	1:34.945	(16)	
18	56 A.Priaux	30.602	62 T.Mullen	30.086	63 R.Lietz	34.363	18	63 Proton Competition	1'34.891	1:35.279	(19)	
19	96 M.Häkkinen	30.633	51 G.Bruni	30.138	94 C.Van Dam	34.367	19	62 CRS Racing	1'35.166	1:35.229	(18)	
20	57 N.Jönsson	30.667	96 M.Häkkinen	30.177	62 T.Mullen	34.371	20	96 Team AMG	1'35.272	1:35.296	(20)	
21	62 T.Mullen	30.709	56 A.Priaux	30.182	50 J.Canal	34.457	21	57 Krohn Racing	1'35.334	1:35.598	(22)	
22	50 J.Canal	30.739	59 F.Makowiecki	30.238	96 M.Häkkinen	34.462	22	59 Luxury Racing	1'35.380	1:35.413	(21)	
23	59 F.Makowiecki	30.795	50 J.Canal	30.305	60 F.Giroix	34.495	23	50 Larbre Competition	1'35.501	1:35.639	(23)	
24	97 F.Gruber	30.812	58 A.Beltoise	30.355	57 N.Jönsson	34.582	24	58 Luxury Racing	1'35.798	1:35.867	(24)	
25	58 A.Beltoise	30.842	61 P.Ma	30.358	58 A.Beltoise	34.601	25	60 Gulf AMR Middle East	1'35.802	1:36.081	(25)	
26	60 F.Giroix	30.910	60 F.Giroix	30.397	61 P.Ma	34.608	26	61 AF Corse	1'35.983	1:36.111	(26)	
27	61 P.Ma	31.017	97 F.Gruber	30.532	65 J.Rossiter	34.757	27	97 Audi Race Experience	1'36.130	1:36.417	(27)	
28	65 J.Rossiter	31.201	65 J.Rossiter	30.565	97 F.Gruber	34.786	28	65 Lotus Jetalliance	1'36.523	1:36.618	(28)	
29	64 M.Rich	31.758	64 M.Rich	31.148	64 M.Rich	35.716	29	64 Lotus Jetalliance	1'38.622	1:38.622	(29)	



**ILMC**  
**6 HOURS OF ZHUHAI**  
 Qualifying Practice

Best Top Speeds

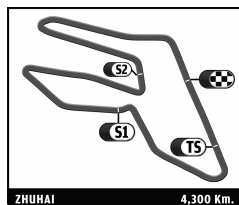
Team	Car	Class	Top Speed Driver	Top 1		Top 2		Top 3		Top 4		Top 5		Avg
				Kph	Lap	Kph	Lap	Kph	Lap	Kph	Lap	Kph	Lap	
8 Peugeot Sport Total	Peugeot 908	LM P1	S. Sarrazin	281.2	5	280.5	4	279.8	3	278.4	2	278.4	6	279,7
7 Peugeot Sport Total	Peugeot 908	LM P1	A. Davidson	278.4	4	278.4	5	278.4	6	276.2	3	275.5	2	277,4
2 Audi Sport Team Joest	Audi R18 TDI	LM P1	T. Kristensen	277.6	5	276.9	4	274.8	3	271.4	2	268.7	6	273,9
1 Audi Sport Team Joest	Audi R18 TDI	LM P1	M. Fässler	276.2	5	275.5	3	275.5	4	273.4	2	244.9	6	269,1
12 Rebellion Racing	Lola B10/60 Coupé - Toyota	LM P1	N. Jani	268.0	4	266.7	3	264.7	2	103.3	1			225,7
007 Aston Martin Racing	Lola Aston Martin	LM P1	S. Mücke	265.4	4	264.7	2	264.7	3	264.7	6	208.9	5	253,7
24 Oak Racing	Oak Pescarolo - Judd	LM P1	O. Pla	264.1	4	264.1	5	263.4	6	262.1	3	259.6	2	262,7
15 Oak Racing	Oak Pescarolo - Judd	LM P1	M. Lahaye	262.8	3	262.1	4	260.9	2	171.2	1			239,3
26 Signatech Nissan	Oreca 03 - Nissan	LM P2	F. Mailleux	254.7	3	254.7	6	254.7	7	252.9	2	221.3	4	247,7
35 Oak Racing	Oak Pescarolo - Judd	LM P2	P. Lafargue	250.0	9	250.0	8	249.4	6	249.4	7	249.4	5	249,6
97 Audi Race Experience	Audi R8 LMS	GTC	F. Gruber	246.6	3	241.1	2	240.5	4	239.5	5	153.6	1	224,3
94 Hitotsuyama Racing	Audi R8 LMS	GTC	C. Van Dam	246.0	3	244.9	4	240.5	2	235.8	5	159.1	1	225,3
96 Team AMG	Mercedes SLS AMG GT3	GTC	M. Häkkinen	246.0	5	245.5	3	245.5	4	244.3	2	243.2	6	244,9
23 Tokai Univ Ygk Power	Courage-Oreca LC70	LM P1	M. Shogo	245.5	3	245.5	4	244.9	2	178.2	5	141.0	6	211,0
98 Audi Sport C Racing	Audi R8 LMS	GTC	E. Mortara	244.3	3	232.3	2	205.7	4	118.3	1			200,2
90 Ptrs Racing	Formula Le Mans - Oreca - 09	FLM	Z. Shanjqi	243.2	4	242.2	5	240.5	3	240.0	2	167.7	1	226,7
63 Proton Competition	Porsche 911 RSR (997)	LM GTE Am	R. Lietz	242.7	3	242.2	4	241.6	5	239.5	6	238.4	2	240,9
56 BMW Motorsport	BMW M3	LM GTE Pro	A. Priaulx	242.7	4	241.6	5	241.1	3	239.5	2	138.5	1	220,7
55 BMW Motorsport	BMW M3	LM GTE Pro	J. Müller	242.2	4	241.6	3	241.1	2	154.7	1			219,9
58 Luxury Racing	Ferrari F458 Italia	LM GTE Pro	A. Beltoise	241.1	4	240.5	6	240.0	3	239.5	7	237.9	2	239,8
50 Larbre Competition	Corvette C6-ZR1	LM GTE Am	J. Canal	241.1	5	241.1	6	239.5	7	238.9	3	236.8	4	239,5
59 Luxury Racing	Ferrari F458 Italia	LM GTE Pro	F. Makowiecki	240.0	4	239.5	3	239.5	6	237.4	2	185.9	5	228,5
57 Krohn Racing	Ferrari F430	LM GTE Am	N. Jönsson	240.0	3	238.9	4	237.9	5	237.4	6	236.8	7	238,2
62 CRS Racing	Ferrari F430	LM GTE Am	T. Mullen	239.5	6	238.9	7	238.4	5	238.4	8	237.9	4	238,6
51 AF Corse	Ferrari F458 Italia	LM GTE Pro	G. Bruni	238.9	3	238.4	5	235.3	6	233.8	2	206.9	4	230,7
61 AF Corse	Ferrari F430	LM GTE Am	P. Ma	238.4	6	237.4	4	236.8	3	236.8	5	229.3	2	235,7
60 Gulf AMR Middle East	Aston Martin Vantage	LM GTE Am	F. Giroix	237.4	3	236.3	4	235.3	5	235.3	6	227.8	2	234,4
65 Lotus Jetalliance	Lotus Evora	LM GTE Pro	J. Rossiter	236.8	6	236.3	5	236.3	7	234.8	3	234.8	4	235,8
64 Lotus Jetalliance	Lotus Evora	LM GTE Pro	M. Rich	235.8	4	233.3	2	233.3	7	231.3	3	231.3	6	233,0



**ILMC**  
**6 HOURS OF ZHUHAI**  
 After Qualifying Practice

Event maximum speed

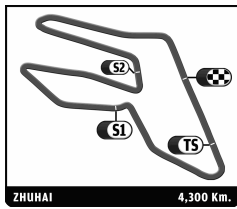
Team	Car	Class	Driver	Top Speed	Lap	Session
8 Peugeot Sport Total	Peugeot 908	LM P1	Stephane Sarrazin	281.2	5	Qualifying Practice
7 Peugeot Sport Total	Peugeot 908	LM P1	Anthony Davidson	279.1	29	Free Practice 3
2 Audi Sport Team Joest	Audi R18 TDI	LM P1	Allan McNish	278.4	6	Free Practice 3
1 Audi Sport Team Joest	Audi R18 TDI	LM P1	Marcel Fässler	277.6	16	Free Practice 1
12 Rebellion Racing	Lola B10/60 Coupé - Toyota	LM P1	Neel Jani	268.0	4	Qualifying Practice
007 Aston Martin Racing	Lola Aston Martin	LM P1	Stefan Mücke	267.3	9	Free Practice 3
15 Oak Racing	Oak Pescarolo - Judd	LM P1	Mathieu Lahaye	264.7	27	Free Practice 3
24 Oak Racing	Oak Pescarolo - Judd	LM P1	Olivier Pla	264.1	15	Free Practice 2
26 Signatech Nissan	Oreca 03 - Nissan	LM P2	Franck Mailleux	255.9	26	Free Practice 3
35 Oak Racing	Oak Pescarolo - Judd	LM P2	Frederic Da Rocha	251.2	7	Free Practice 1
23 Tokai Univ Ygk Power	Courage-Oreca LC70	LM P1	Yokomizo Naoki	248.3	12	Free Practice 2
97 Audi Race Experience	Audi R8 LMS	GTC	Florian Gruber	246.6	3	Qualifying Practice
94 Hitotsuyama Racing	Audi R8 LMS	GTC	Carlo Van Dam	246.0	3	Qualifying Practice
96 Team AMG	Mercedes SLS AMG GT3	GTC	Mika Häkkinen	246.0	5	Qualifying Practice
90 Pirs Racing	Formula Le Mans - Oreca - 09	FLM	Zhang Shanqi	245.5	5	Free Practice 2
98 Audi Sport C Racing	Audi R8 LMS	GTC	Edoardo Mortara	244.3	3	Qualifying Practice
55 BMW Motorsport	BMW M3	LM GTE Pro	Augusto Farfus	243.8	4	Free Practice 1
56 BMW Motorsport	BMW M3	LM GTE Pro	Uwe Alzen	243.8	6	Free Practice 1
57 Krohn Racing	Ferrari F430	LM GTE Am	Niclas Jönsson	243.8	4	Free Practice 1
63 Proton Competition	Porsche 911 RSR (997)	LM GTE Am	Richard Lietz	242.7	3	Qualifying Practice
58 Luxury Racing	Ferrari F458 Italia	LM GTE Pro	Anthony Beltoise	241.1	4	Qualifying Practice
50 Larbre Competition	Corvette C6-ZR1	LM GTE Am	Olivier Beretta	241.1	14	Free Practice 1
51 AF Corse	Ferrari F458 Italia	LM GTE Pro	Gianmaria Bruni	240.5	29	Free Practice 3
59 Luxury Racing	Ferrari F458 Italia	LM GTE Pro	Frederic Makowiecki	240.0	11	Free Practice 3
60 Gulf AMR Middle East	Aston Martin Vantage	LM GTE Am	Fabien Giroix	239.5	5	Free Practice 1
62 CRS Racing	Ferrari F430	LM GTE Am	Tim Mullen	239.5	7	Free Practice 3
61 AF Corse	Ferrari F430	LM GTE Am	Philip Ma	238.4	6	Qualifying Practice
65 Lotus Jetalliance	Lotus Evora	LM GTE Pro	James Rossiter	237.4	28	Free Practice 3
64 Lotus Jetalliance	Lotus Evora	LM GTE Pro	Martin Rich	235.8	4	Qualifying Practice



**ILMC**  
**6 HOURS OF ZHUHAI**  
 Qualifying Practice

Fastest Lap Sequence

Practice Time	Team	Car	Class	Driver	Time	Kph	Lap
7:38.826	64 Lotus Jetalliance	Lotus Evora	LM GTE Pro	Martin Rich	<b>1:39.205</b>	156.0	2
8:08.506	61 AF Corse	Ferrari F430	LM GTE Am	Philip Ma	<b>1:36.740</b>	160.0	2
9:44.976	61 AF Corse	Ferrari F430	LM GTE Am	Philip Ma	<b>1:36.470</b>	160.5	3
9:58.210	62 CRS Racing	Ferrari F430	LM GTE Am	Tim Mullen	<b>1:35.838</b>	161.5	2
10:42.772	96 Team AMG	Mercedes SLS AMG GT3	GTC	Mika Häkkinen	<b>1:35.726</b>	161.7	2
10:48.992	94 Hitotsuyama Racing	Audi R8 LMS	GTC	Carlo Van Dam	<b>1:35.353</b>	162.3	2
12:23.926	94 Hitotsuyama Racing	Audi R8 LMS	GTC	Carlo Van Dam	<b>1:34.934</b>	163.1	3
18:12.382	55 BMW Motorsport	BMW M3	LM GTE Pro	Jörg Müller	<b>1:34.506</b>	163.8	3
33:07.332	2 Audi Sport Team Joest	Audi R18 TDI	LM P1	Tom Kristensen	<b>1:23.347</b>	185.7	2
33:10.600	8 Peugeot Sport Total	Peugeot 908	LM P1	Stephane Sarrazin	<b>1:22.279</b>	188.1	2
34:32.525	8 Peugeot Sport Total	Peugeot 908	LM P1	Stephane Sarrazin	<b>1:21.925</b>	189.0	3
35:54.369	8 Peugeot Sport Total	Peugeot 908	LM P1	Stephane Sarrazin	<b>1:21.844</b>	189.1	4
36:00.526	7 Peugeot Sport Total	Peugeot 908	LM P1	Anthony Davidson	<b>1:21.769</b>	189.3	4

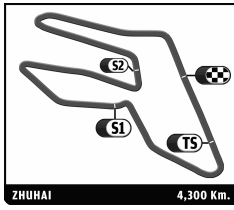


## ILMC 6 HOURS OF ZHUHAI Qualifying Practice

### Sector Analysis

■ Personal Best   ■ Session Best   B Crossing the finish line in pit lane

Lap	D	Time	Sector 1	Sector 2	Sector 3	T. Spd	Elapsed	Lap	D	Time	Sector 1	Sector 2	Sector 3	T. Spd	Elapsed
<b>1</b>	<b>Audi Sport Team Joest</b> Audi R18 TDI LM P1 1.Timo Bernhard 2.Marcel Fässler							1	1	38:46.662	...	35.015	33.193	171.2	38:46.662
	2	1	1:25.170	27.564	27.387	30.219	260.9	40:11.832							
	3	1	1:25.279	27.652	27.443	30.184	262.8	41:37.111							
	4	1	1:45.111 B	30.831	29.730	44.550	262.1	43:22.222							
	1	2	32:46.187	...	27.569	30.374	179.1	32:46.187							
	2	2	1:23.229	27.052	26.740	29.437	273.4	34:09.416							
	3	2	1:22.767	26.837	26.541	29.389	275.5	35:32.183							
<b>23</b>	<b>Tokai Univ Ygk Power</b> Courage-Oreca LC70 LM P1 1.Mitsuyama Shogo 2.Yokomizo Naoki							1	1	33:19.664	...	32.579	35.749	120.8	33:19.664
	2	1	1:30.814	29.447	28.946	32.421	244.9	34:50.478							
	3	1	1:30.614	29.276	29.006	32.332	245.5	36:21.092							
	4	1	1:30.887	29.359	29.116	32.412	245.5	37:51.979							
	5	1	1:57.685 B	33.266	35.602	48.817	178.2	39:49.664							
	6	1	3:05.020 B	1:43.883	33.183	47.954	141.0	42:54.684							
	1	2	1:22.538	26.833	26.431	29.274	275.5	36:54.721							
<b>2</b>	<b>Audi Sport Team Joest</b> Audi R18 TDI LM P1 1.Tom Kristensen 2.Allan McNish							1	1	31:43.985	...	29.819	31.689	160.0	31:43.985
	2	1	1:23.347	27.130	26.690	29.527	271.4	33:07.332							
	3	1	1:22.503	26.718	26.569	29.216	274.8	34:29.835							
	4	1	1:22.038	26.610	26.318	29.110	276.9	35:51.873							
	5	1	1:22.243	26.582	26.451	29.210	277.6	37:14.116							
	6	1	1:36.532 B	28.515	29.423	38.594	268.7	38:50.648							
	1	2	1:22.725	26.667	26.663	29.395	276.2	38:17.446							
<b>007</b>	<b>Aston Martin Racing</b> Lola Aston Martin LM P1 1.Andy Meyrick 2.Stefan Mücke							1	2	39:17.404	...	29.247	31.615	116.6	39:17.404
	2	2	1:25.203	27.595	27.262	30.346	264.7	40:42.607							
	3	2	1:25.119	27.459	27.353	30.307	264.7	42:07.726							
	4	2	1:25.521	27.731	27.227	30.563	265.4	43:33.247							
	5	2	1:31.932	31.690	29.548	30.694	208.9	45:05.179							
	6	2	1:34.515 B	27.788	27.336	39.391	264.7	46:39.694							
	1	2	1:22.725	26.667	26.663	29.395	276.2	38:17.446							
<b>7</b>	<b>Peugeot Sport Total</b> Peugeot 908 LM P1 1.Sebastien Bourdais 2.Anthony Davidson							1	2	31:51.888	...	30.011	31.336	164.4	31:51.888
	2	2	1:24.766	26.741	27.292	30.733	275.5	33:16.654							
	3	2	1:22.103	26.503	26.444	29.156	276.2	34:38.757							
	4	2	1:21.769	26.491	26.369	28.909	278.4	36:00.526							
	5	2	1:21.884	26.561	26.348	28.975	278.4	37:22.410							
	6	2	1:30.457 B	26.431	26.443	37.583	278.4	38:52.867							
	1	2	1:22.725	26.667	26.663	29.395	276.2	38:17.446							
<b>8</b>	<b>Peugeot Sport Total</b> Peugeot 908 LM P1 1.Franck Montagny 2.Stephane Sarrazin							1	2	31:48.321	...	30.998	31.656	140.8	31:48.321
	2	2	1:22.279	26.530	26.672	29.077	278.4	33:10.600							
	3	2	1:21.925	26.531	26.528	28.866	279.8	34:32.525							
	4	2	1:21.844	26.538	26.541	28.765	280.5	35:54.369							
	5	2	1:21.990	26.556	26.597	28.837	281.2	37:16.359							
	6	2	1:32.984 B	26.847	26.869	39.268	278.4	38:49.343							
	1	2	1:22.725	26.667	26.663	29.395	276.2	38:17.446							
<b>12</b>	<b>Rebellion Racing</b> Lola B10/60 Coupé - Toyota LM P1 1.Neel Jani 2.Nicolas Prost							1	1	39:34.977	...	27.770	31.563	103.3	39:34.977
	2	1	1:24.017	27.222	27.050	29.745	264.7	40:58.994							
	3	1	1:23.931	27.175	27.044	29.712	266.7	42:22.925							
	4	1	1:33.048 B	27.305	27.246	38.497	268.0	43:55.973							
	1	2	1:22.725	26.667	26.663	29.395	276.2	38:17.446							
<b>15</b>	<b>Oak Racing</b> Oak Pescarolo - Judd LM P1 1.Matthieu Lahaye 2.Guillaume Moreau							1	1	39:34.977	...	27.770	31.563	103.3	39:34.977
	2	1	1:24.017	27.222	27.050	29.745	264.7	40:58.994							
	3	1	1:23.931	27.175	27.044	29.712	266.7	42:22.925							
	4	1	1:33.048 B	27.305	27.246	38.497	268.0	43:55.973							
	1	2	1:22.725	26.667	26.663	29.395	276.2	38:17.446							
<b>24</b>	<b>Oak Racing</b> Oak Pescarolo - Judd LM P1 1.Jacques Nicolet 2.Alexandre Premat							1	3	37:44.467	...	30.017	32.751	172.0	37:44.467
	2	3	1:25.440	27.657	27.463	30.320	259.6	39:09.907							
	3	3	1:25.340	27.846	27.392	30.102	262.1	40:35.247							
	4	3	1:24.786	27.534	27.196	30.056	264.1	42:00.033							
	5	3	1:24.684	27.375	27.187	30.122	264.1	43:24.717							
	6	3	1:36.032 B	27.416	27.358	41.258	263.4	45:00.749							
	1	2	1:22.725	26.667	26.663	29.395	276.2	38:17.446							
<b>26</b>	<b>Signatech Nissan</b> Oreca 03 - Nissan LM P2 1.Franck Mailleux 2.Lucas Ordoñez							1	1	31:55.683	...	32.213	32.272	154.9	31:55.683
	2	1	1:27.929	28.463	28.096	31.370	252.9	33:23.612							
	3	1	1:28.274	28.561	28.249	31.464	254.7	34:51.886							
	4	1	1:40.134 B	30.139	29.454	40.541	221.3	36:32.020							
	5	1	6:02.029	5:01.757	28.640	31.632	183.1	42:34.049							
	6	1	1:28.352	28.496	28.303	31.553	254.7	44:02.401							
	7	1	1:40.208 B	28.454	28.439	43.315	254.7	45:42.609							
<b>35</b>	<b>Oak Racing</b> Oak Pescarolo - Judd LM P2 1.Patrice Lafargue 2.Frederic Da Rocha							1	1	32:05.709	...	30.032	32.874	151.9	32:05.709
	2	1	1:30.761	29.310	28.738	32.713	245.5	33:36.470							
	3	1	1:30.424	29.158	29.055	32.211	247.7	35:06.894							
	4	1	1:30.214	28.797	28.955	32.462	248.3	36:37.108							
	5	1	1:31.953	29.014	29.563	33.376	249.4	38:09.061							
	6	1	1:30.808	29.550	28.763	32.495	249.4	39:39.869							
	7	1	1:30.399	29.293	28.739	32.367	249.4	41:10.268							
	8	1	1:30.524	29.170	28.707	32.647	250.0	42:40.792							
	9	1	1:30.835	29.188	28.906	32.741	250.0	44:11.627							
	10	1	1:38.715 B	29.320	28.845	40.550	248.3	45:50.342							
	1	2	1:22.725	26.667	26.663	29.395	276.2	38:17.446							
<b>50</b>	<b>Larbre Competition</b> Corvette C6-ZR1 LM GTE Am 1.Patrick Bornhauser 2.Julien Canal							1	2	11:22.164	9:56.513	36.823	48.828	158.1	11:22.164
	2	2	1:43.231	31.992	33.564	37.675	224.1	13:05.395							
	3	2	1:36.657	31.117	30.598	34.942	238.9	14:42.052							
	4	2	1:35.988	31.065	30.384	34.539	236.8	16:18.040							
	5	2	1:35.639	30.877	30.305	34.457	241.1	17:53.679							
	6	2	1:35.808	30.739	30.419	34.650	241.1	19:29.487							
	7	2	2:05.104 B	31.063	31.866	1:02.175	239.5	21:34.591							
	1	2	1:22.725	26.667	26.663	29.395	276.2	38:17.446							
	1	2	1:22.725	26.667	26.663	29.395	276.2	38:17.446							
	1	2	1:22.725	26.667	26.663	29.395	276.2	38:17.446							

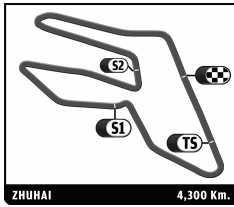


## ILMC 6 HOURS OF ZHUHAI Qualifying Practice

### Sector Analysis

■ Personal Best ■ Session Best ■ Crossing the finish line in pit lane

Lap	D	Time	Sector 1	Sector 2	Sector 3	T. Spd	Elapsed	Lap	D	Time	Sector 1	Sector 2	Sector 3	T. Spd	Elapsed
<b>51</b>	AF Corse 1. Giancarlo Fisichella 2. Gianmaria Bruni							Ferrari F458 Italia LM GTE Pro							
1	2	14:50.179	...	32.572	34.576	101.4	14:50.179								
2	2	1:40.505	31.045	30.551	38.909	233.8	16:30.684								
3	2	1:37.725	<span style="color: green;">30.595</span>	30.237	36.893	238.9	18:08.409								
4	2	1:38.269	33.820	30.245	34.204	206.9	19:46.678								
5	2	<span style="color: green;">1:34.945</span>	30.665	<span style="color: green;">30.138</span>	<span style="color: green;">34.142</span>	238.4	21:21.623								
6	2	1:50.039 <b>B</b>	33.329	32.723	43.987	235.3	23:11.662								
<b>55</b>	BMW Motorsport 1. Augusto Farfus 2. Jörg Müller							BMW M3 LM GTE Pro							
1	2	15:02.537	...	30.317	<span style="color: green;">34.019</span>	154.7	15:02.537								
2	2	1:35.339	30.360	30.097	34.882	241.1	16:37.876								
3	2	<span style="color: green;">1:34.506</span>	30.372	<span style="color: green;">29.934</span>	34.200	241.6	18:12.382								
4	2	1:46.670 <b>B</b>	<span style="color: green;">30.340</span>	30.052	46.278	242.2	19:59.052								
<b>56</b>	BMW Motorsport 1. Andy Priaulx 2. Uwe Alzen							BMW M3 LM GTE Pro							
1	1	16:25.563	...	36.336	36.169	138.5	16:25.563								
2	1	1:35.306	<span style="color: green;">30.602</span>	30.491	34.213	239.5	18:00.869								
3	1	1:35.019	30.756	30.273	<span style="color: green;">33.990</span>	241.1	19:35.888								
4	1	<span style="color: green;">1:34.992</span>	30.619	<span style="color: green;">30.182</span>	34.191	242.7	21:10.880								
5	1	1:53.589 <b>B</b>	30.864	33.378	49.347	241.6	23:04.469								
<b>57</b>	Krohn Racing 1. Tracy Krohn 2. Niclas Jönsson							Ferrari F430 LM GTE Am							
			3. Michele Rugolo												
1	2	10:46.280	9:40.554	30.793	34.933	130.1	10:46.280								
2	2	1:35.653	30.986	<span style="color: green;">30.085</span>	<span style="color: green;">34.582</span>	236.3	12:21.933								
3	2	<span style="color: green;">1:35.598</span>	<span style="color: green;">30.667</span>	30.191	34.740	240.0	13:57.531								
4	2	1:35.793	30.767	30.266	34.760	238.9	15:33.324								
5	2	1:45.034	32.190	34.362	38.482	237.9	17:18.358								
6	2	1:36.262	30.907	30.476	34.879	237.4	18:54.620								
7	2	1:45.733 <b>B</b>	30.884	30.413	44.436	236.8	20:40.353								
<b>58</b>	Luxury Racing 1. Anthony Beltoise 2. Dominik Farnbacher							Ferrari F458 Italia LM GTE Pro							
			3. Ralph Firman												
1	1	9:38.936	8:29.737	31.254	37.945	161.7	9:38.936								
2	1	1:36.310	31.063	30.513	34.734	237.9	11:15.246								
3	1	1:36.162	<span style="color: green;">30.842</span>	30.533	34.787	240.0	12:51.408								
4	1	1:36.143	31.013	30.434	34.696	241.1	14:27.551								
5	1	1:45.042	36.538	33.447	35.057	221.3	16:12.593								
6	1	1:36.262	30.981	30.534	34.747	240.5	17:48.855								
7	1	<span style="color: green;">1:35.867</span>	30.911	<span style="color: green;">30.355</span>	<span style="color: green;">34.601</span>	239.5	19:24.722								
8	1	1:55.623 <b>B</b>	35.448	35.523	44.652	224.1	21:20.345								
<b>59</b>	Luxury Racing 1. Stephane Ortelli 2. Frederic Makowiecki							Ferrari F458 Italia LM GTE Pro							
1	2	10:24.876	9:17.688	31.925	35.263	159.8	10:24.876								
2	2	<span style="color: green;">1:35.413</span>	30.828	<span style="color: green;">30.298</span>	<span style="color: green;">34.347</span>	237.4	12:00.289								
3	2	1:35.613	30.910	30.290	34.413	239.5	13:35.902								
4	2	1:35.496	30.812	30.270	34.414	240.0	15:11.398								
5	2	1:46.751	34.536	34.958	37.257	185.9	16:58.149								
6	2	1:43.855 <b>B</b>	<span style="color: green;">30.795</span>	30.610	42.450	239.5	18:42.004								
<b>60</b>	Gulf AMR Middle East 1. Fabien Giroix 2. Roald Goethe							Aston Martin Vantage LM GTE Am							
1	1	9:03.216	7:54.457	32.542	36.217	148.8	9:03.216								
2	1	<span style="color: green;">1:36.081</span>	31.170	30.416	<span style="color: green;">34.495</span>	227.8	10:39.297								
3	1	1:36.478	<span style="color: green;">30.910</span>	<span style="color: green;">30.397</span>	35.171	237.4	12:15.775								
4	1	1:36.430	31.011	30.499	34.920	236.3	13:52.205								
5	1	1:44.179	31.258	34.206	38.715	235.3	15:36.384								
6	1	1:44.569	31.338	30.463	42.768	235.3	17:20.953								
7	1	1:55.671 <b>B</b>	35.070	32.981	47.620	182.7	19:16.624								
<b>61</b>	AF Corse 1. Marco Cioci 2. Philip Ma							Ferrari F430 LM GTE Am							
1	2	6:31.766	5:22.686	33.389	35.691	146.3	6:31.766								
2	2	1:36.740	31.366	30.766	<span style="color: green;">34.608</span>	229.3	8:08.506								
3	2	1:36.470	31.094	30.652	34.724	236.8	9:44.976								
4	2	1:36.270	31.120	<span style="color: green;">30.358</span>	34.792	237.4	11:21.246								
5	2	1:36.663	31.190	30.617	34.856	236.8	12:57.909								
6	2	<span style="color: green;">1:36.111</span>	<span style="color: green;">31.017</span>	30.483	34.611	238.4	14:34.020								
7	2	1:55.171 <b>B</b>	33.587	34.606	46.978	202.2	16:29.191								
<b>62</b>	CRS Racing 1. Pierre Ehret 2. Tim Mullen							Ferrari F430 LM GTE Am							
			3. Roger Wills												
1	2	8:22.372	7:11.109	33.905	37.358	123.6	8:22.372								
2	2	1:35.838	31.062	30.245	34.531	235.8	9:58.210								
3	2	1:35.787	30.957	30.226	34.604	237.4	11:33.997								
4	2	1:42.125	31.087	32.797	38.241	237.9	13:16.122								
5	2	1:35.377	30.880	30.126	<span style="color: green;">34.371</span>	238.4	14:51.499								
6	2	<span style="color: green;">1:35.229</span>	<span style="color: green;">30.709</span>	<span style="color: green;">30.086</span>	34.434	239.5	16:26.728								
7	2	1:35.439	30.793	30.211	34.435	238.9	18:02.167								
8	2	2:19.727 <b>B</b>	31.341	34.428	1:13.958	238.4	20:21.894								
<b>63</b>	Proton Competition 1. Richard Lietz 2. Christian Ried							Porsche 911 RSR (997) LM GTE Am							
			3. Gianluca Roda												
1	1	12:56.559	...	30.861	35.482	121.5	12:56.559								
2	1	1:35.303	30.982	<span style="color: green;">29.958</span>	<span style="color: green;">34.363</span>	238.4	14:31.862								
3	1	<span style="color: green;">1:35.279</span>	30.834	30.011	34.434	242.7	16:07.141								
4	1	1:36.309	<span style="color: green;">30.570</span>	30.386	35.353	242.2	17:43.450								
5	1	1:37.237	31.171	31.076	34.990	241.6	19:20.687								
6	1	1:35.373	30.826	30.100	34.447	239.5	20:56.060								
7	1	1:49.129 <b>B</b>	32.203	31.201	45.725	230.8	22:45.189								
<b>64</b>	Lotus Jetaliance 1. Oskar Slingerland 2. Martin Rich							Lotus Evra LM GTE Pro							
			3. Rene Rasmussen												
1	2	5:59.621	4:52.520	31.361	35.740	146.9	5:59.621								
2	2	1:39.205	31.872	31.404	35.929	233.3	7:38.826								
3	2	1:39.523	32.192	31.570	35.761	231.3	9:18.349								
4	2	1:49.072	39.108	34.229	35.735	235.8	11:07.421								
5	2	1:39.262	32.171	31.339	35.752	227.4	12:46.683								
6	2	1:39.473	32.118	31.465	35.890	231.3	14:26.156								
7	2	<span style="color: green;">1:38.622</span>	<span style="color: green;">31.758</span>	<span style="color: green;">31.148</span>	<span style="color: green;">35.716</span>	233.3	16:04.778								
8	2	1:39.251	31.900	31.179	36.172	229.3	17:44.029								
9	2	1:51.365 <b>B</b>	32.932	31.741	46.692	223.1	19:35.394								



# ILMC

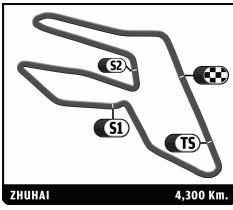
## 6 HOURS OF ZHUHAI

### Qualifying Practice

### Sector Analysis

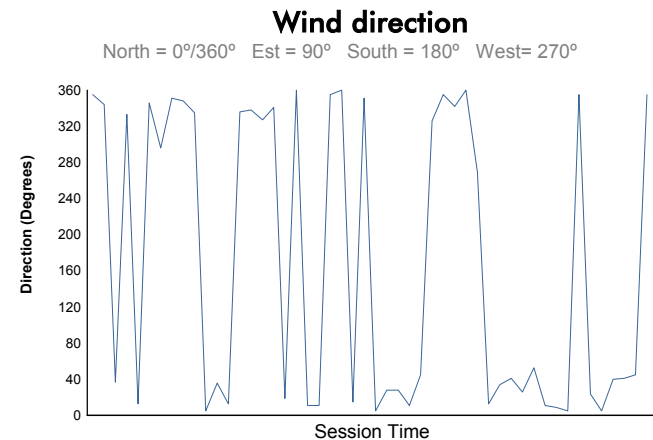
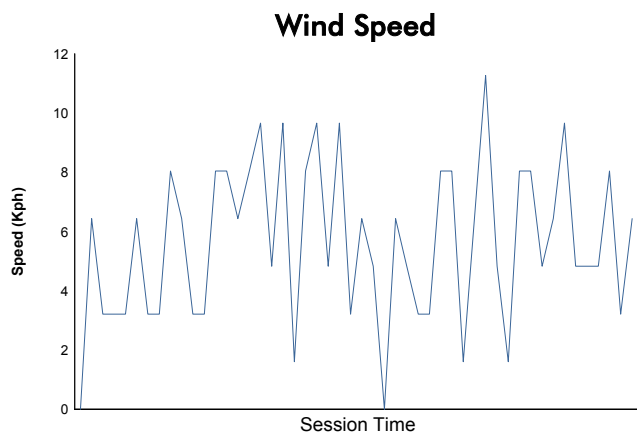
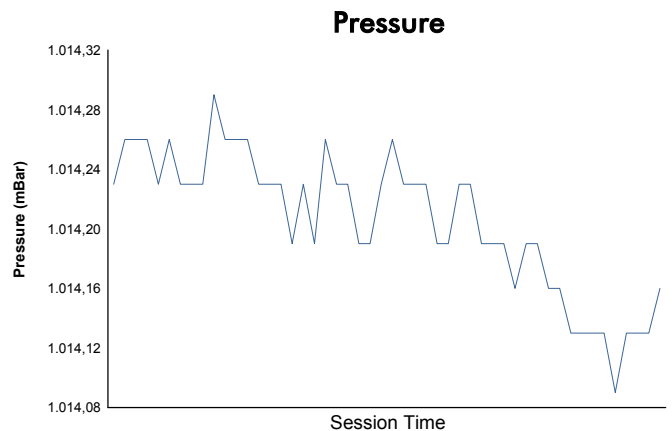
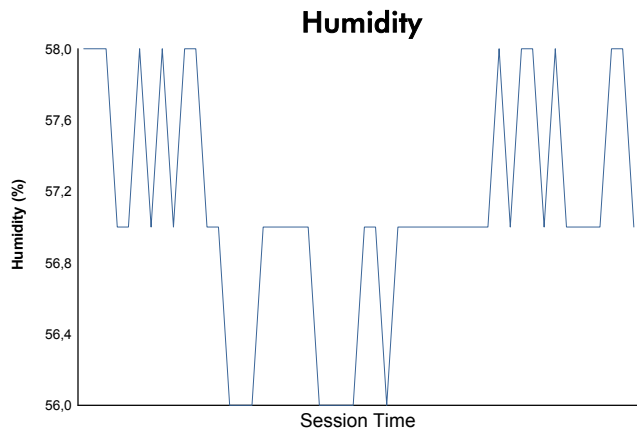
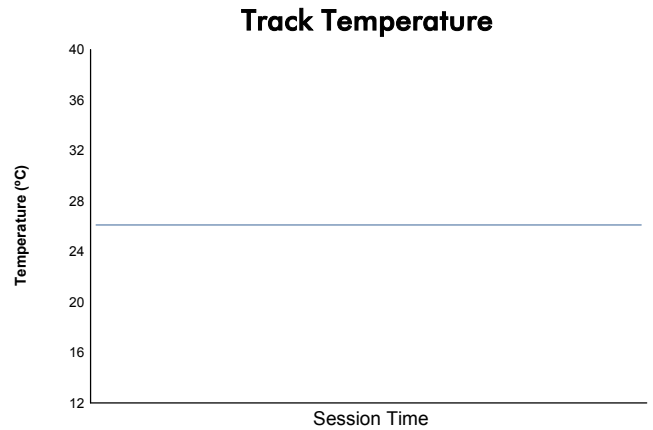
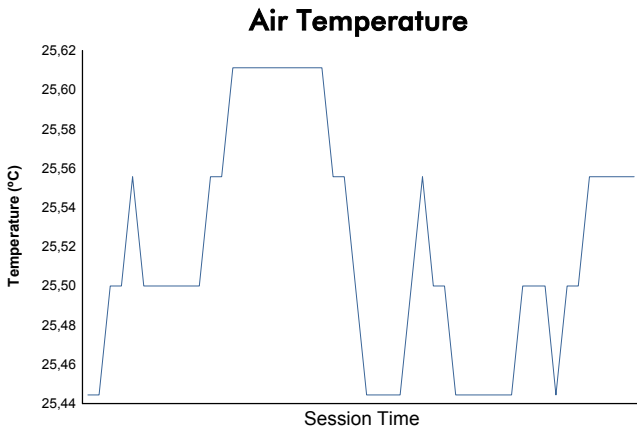
Lap	D	Time	Sector 1	Sector 2	Sector 3	T. Spd	Elapsed	Lap	D	Time	Sector 1	Sector 2	Sector 3	T. Spd	Elapsed
<b>65</b>		<b>Lotus Jetalliance</b>		3.David Heinemeier		Lotus Evora LM GTE Pro									
		1.James Rossiter													
		2.Johnny Mowlem													
1	1	9:26.983	8:15.732	35.099	36.152	144.8	9:26.983								
2	1	1:37.920	31.500	30.806	35.614	233.8	11:04.903								
3	1	1:37.072	31.348	30.606	35.118	234.8	12:41.975								
4	1	1:36.994	31.318	30.803	34.873	234.8	14:18.969								
5	1	1:36.689	31.212	30.720	<b>34.757</b>	236.3	15:55.658								
6	1	<b>1:36.618</b>	<b>31.201</b>	<b>30.565</b>	34.852	236.8	17:32.276								
7	1	1:36.790	31.334	30.630	34.826	236.3	19:09.066								
8	1	2:01.305 <b>B</b>	35.697	34.513	51.095	183.1	21:10.371								
<b>90</b>		<b>Pirs Racing</b>				Formula Le Mans - Oreca - 09									
		1.Weiliang Chen				FLM									
		2.Zhang Shanqi													
1	2	33:20.880	...	32.030	35.535	167.7	33:20.880								
2	2	1:36.712	31.096	31.021	34.595	240.0	34:57.592								
3	2	1:34.355	30.586	29.730	34.039	240.5	36:31.947								
4	2	<b>1:33.783</b>	<b>30.479</b>	<b>29.566</b>	<b>33.738</b>	243.2	38:05.730								
5	2	1:49.043 <b>B</b>	32.908	31.370	44.765	242.2	39:54.773								
<b>94</b>		<b>Hitotsuyama Racing</b>		3.Carlo Van Dam		Audi R8 LMS GTC									
		1.Akihiro Suzuki													
		2.Michael Kim													
1	3	9:13.639	8:07.537	30.866	35.236	159.1	9:13.639								
2	3	1:35.353	31.045	29.941	<b>34.367</b>	240.5	10:48.992								
3	3	<b>1:34.934</b>	<b>30.589</b>	<b>29.907</b>	34.438	246.0	12:23.926								
4	3	1:35.328	30.711	30.080	34.537	244.9	13:59.254								
5	3	1:49.949 <b>B</b>	31.586	31.327	47.036	235.8	15:49.203								
<b>96</b>		<b>Team AMG</b>		3.Mika Häkkinen		Mercedes SLS AMG GT3 GTC									
		1.Congfu Cheng													
		2.Lance David Arnold													
1	3	9:07.046	7:59.464	31.944	35.638	163.4	9:07.046								
2	3	1:35.726	30.803	30.309	34.614	244.3	10:42.772								
3	3	1:35.726	30.739	30.330	34.657	245.5	12:18.498								
4	3	1:35.613	30.712	30.439	<b>34.462</b>	245.5	13:54.111								
5	3	<b>1:35.296</b>	<b>30.633</b>	<b>30.177</b>	34.486	246.0	15:29.407								
6	3	1:54.729 <b>B</b>	31.485	32.983	50.261	243.2	17:24.136								
<b>97</b>		<b>Audi Race Experience</b>		3.Hing Tak Mak		Audi R8 LMS GTC									
		1.Florian Gruber													
		2.Jeffrey Lee													
1	1	9:28.557	8:20.497	32.882	35.178	153.6	9:28.557								
2	1	1:36.663	<b>30.812</b>	<b>30.532</b>	35.319	241.1	11:05.220								
3	1	1:43.075	34.822	32.334	35.919	246.6	12:48.295								
4	1	<b>1:36.417</b>	31.056	30.575	<b>34.786</b>	240.5	14:24.712								
5	1	1:46.268 <b>B</b>	31.857	31.488	42.923	239.5	16:10.980								
<b>98</b>		<b>Audi Sport C Racing</b>		3.Alexandre Imperatori		Audi R8 LMS GTC									
		1.Edoardo Mortara													
		2.Darryl O'Young													
1	1	16:52.139	...	30.565	35.313	118.3	16:52.139								
2	1	1:35.280	30.790	29.936	34.554	232.3	18:27.419								
3	1	<b>1:34.777</b>	<b>30.563</b>	<b>29.873</b>	<b>34.341</b>	244.3	20:02.196								
4	1	1:56.224 <b>B</b>	34.070	33.400	48.754	205.7	21:58.420								





Computerised results and timing service

**6 HOURS OF ZHUHAI  
ILMC  
Qualifying Practice  
Weather Report**



Track Status:

**DRY**