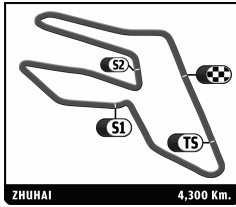


ILMC
6 HOURS OF ZHUHAI
Race

Provisional Classification by Driver Fastest Lap

Nr	Team	Car	Class	Driver	Time	Lap	Total	Gap	Kph		
1	7	Peugeot Sport Total	Peugeot 908	LM P1	Sebastien Bourdais	1:23.177	119	159		186.1	
2	1	Audi Sport Team Joest	Audi R18 TDI	LM P1	Timo Bernhard	1:23.208	5	123	0.031	0.031	186.0
3	8	Peugeot Sport Total	Peugeot 908	LM P1	Stephane Sarrazin	1:23.233	68	124	0.056	0.025	186.0
4	2	Audi Sport Team Joest	Audi R18 TDI	LM P1	Allan McNish	1:23.424	53	81	0.247	0.191	185.6
5	7	Peugeot Sport Total	Peugeot 908	LM P1	Anthony Davidson	1:23.575	37	90	0.398	0.151	185.2
6	2	Audi Sport Team Joest	Audi R18 TDI	LM P1	Tom Kristensen	1:23.603	28	58	0.426	0.028	185.2
7	1	Audi Sport Team Joest	Audi R18 TDI	LM P1	Marcel Fässler	1:23.631	107	125	0.454	0.028	185.1
8	8	Peugeot Sport Total	Peugeot 908	LM P1	Franck Montagny	1:23.662	4	125	0.485	0.031	185.0
9	12	Rebellion Racing	Lola B10/60 Coupé - Toyota	LM P1	Nicolas Prost	1:24.612	22	85	1.435	0.950	183.0
10	12	Rebellion Racing	Lola B10/60 Coupé - Toyota	LM P1	Neel Jani	1:25.309	3	157	2.132	0.697	181.5
11	007	Aston Martin Racing	Lola Aston Martin	LM P1	Stefan Mücke	1:26.224	3	116	3.047	0.915	179.5
12	15	Oak Racing	Oak Pescarolo - Judd	LM P1	Guillaume Moreau	1:26.460	6	117	3.283	0.236	179.0
13	24	Oak Racing	Oak Pescarolo - Judd	LM P1	Olivier Pla	1:26.578	77	111	3.401	0.118	178.8
14	007	Aston Martin Racing	Lola Aston Martin	LM P1	Andy Meyrick	1:26.696	30	62	3.519	0.118	178.6
15	24	Oak Racing	Oak Pescarolo - Judd	LM P1	Alexandre Premat	1:26.963	5	96	3.786	0.267	178.0
16	15	Oak Racing	Oak Pescarolo - Judd	LM P1	Pierre Ragues	1:27.542	63	121	4.365	0.579	176.8
17	007	Aston Martin Racing	Lola Aston Martin	LM P1	Harold Primat	1:27.544	49	61	4.367	0.002	176.8
18	26	Signatech Nissan	Oreca 03 - Nissan	LM P2	Jean-Karl Vernay	1:29.231	74	109	6.054	1.687	173.5
19	24	Oak Racing	Oak Pescarolo - Judd	LM P1	Jacques Nicolet	1:29.375	22	33	6.198	0.144	173.2
20	26	Signatech Nissan	Oreca 03 - Nissan	LM P2	Lucas Ordóñez	1:29.509	4	59	6.332	0.134	172.9
21	26	Signatech Nissan	Oreca 03 - Nissan	LM P2	Franck Mailleux	1:29.662	5	60	6.485	0.153	172.6
22	23	Tokai Univ Ygk Power	Courage-Oreca LC70	LM P1	Mitsuyama Shogo	1:31.089	81	117	7.912	1.427	169.9
23	23	Tokai Univ Ygk Power	Courage-Oreca LC70	LM P1	Yokomizo Naoki	1:31.271	59	70	8.094	0.182	169.6
24	35	Oak Racing	Oak Pescarolo - Judd	LM P2	Patrice Lafargue	1:31.283	20	115	8.106	0.012	169.6
25	35	Oak Racing	Oak Pescarolo - Judd	LM P2	Frederic Da Rocha	1:31.748	59	98	8.571	0.465	168.7
26	90	Ptrs Racing	Formula Le Mans - Oreca - 09	FLM	Zhang Shanqi	1:34.291	112	116	11.114	2.543	164.2
27	56	BMW Motorsport	BMW M3	LM GTE Pro	Uwe Alzen	1:34.815	47	109	11.638	0.524	163.3
28	55	BMW Motorsport	BMW M3	LM GTE Pro	Jörg Müller	1:34.832	81	109	11.655	0.017	163.2
29	55	BMW Motorsport	BMW M3	LM GTE Pro	Augusto Farfus	1:34.865	88	112	11.688	0.033	163.2
30	56	BMW Motorsport	BMW M3	LM GTE Pro	Andy Priaulx	1:35.035	83	111	11.858	0.170	162.9
31	59	Luxury Racing	Ferrari F458 Italia	LM GTE Pro	Frederic Makowiecki	1:35.388	45	110	12.211	0.353	162.3
32	90	Ptrs Racing	Formula Le Mans - Oreca - 09	FLM	Wei Liang Chen	1:35.554	51	97	12.377	0.166	162.0
33	51	AF Corse	Ferrari F458 Italia	LM GTE Pro	Gianmaria Bruni	1:35.615	7	87	12.438	0.061	161.9
34	59	Luxury Racing	Ferrari F458 Italia	LM GTE Pro	Stephane Ortelli	1:35.663	81	108	12.486	0.048	161.8
35	51	AF Corse	Ferrari F458 Italia	LM GTE Pro	Giancarlo Fisichella	1:35.887	14	99	12.710	0.224	161.4
36	62	CRS Racing	Ferrari F430	LM GTE Am	Tim Mullen	1:35.926	89	109	12.749	0.039	161.4
37	63	Proton Competition	Porsche 911 RSR (997)	LM GTE Am	Richard Lietz	1:36.010	47	74	12.833	0.084	161.2
38	57	Krohn Racing	Ferrari F430	LM GTE Am	Niclas Jönsson	1:36.041	69	109	12.864	0.031	161.2
39	60	Gulf AMR Middle East	Aston Martin Vantage	LM GTE Am	Fabien Giroix	1:36.104	48	74	12.927	0.063	161.1
40	50	Larbre Competition	Corvette C6-ZR1	LM GTE Am	Olivier Beretta	1:36.196	46	76	13.019	0.092	160.9
41	58	Luxury Racing	Ferrari F458 Italia	LM GTE Pro	Anthony Beltoise	1:36.218	18	31	13.041	0.022	160.9
42	96	Team AMG	Mercedes SLS AMG GT3	GTC	Lance David Arnold	1:36.275	3	32	13.098	0.057	160.8
43	50	Larbre Competition	Corvette C6-ZR1	LM GTE Am	Julien Canal	1:36.510	48	85	13.333	0.235	160.4
44	58	Luxury Racing	Ferrari F458 Italia	LM GTE Pro	Dominik Farnbacher	1:36.577	23	39	13.400	0.067	160.3
45	60	Gulf AMR Middle East	Aston Martin Vantage	LM GTE Am	Road Goethe	1:36.718	47	124	13.541	0.141	160.1
46	94	Hitotsuyama Racing	Audi R8 LMS	GTC	Carlo Van Dam	1:36.810	20	74	13.633	0.092	159.9
47	50	Larbre Competition	Corvette C6-ZR1	LM GTE Am	Patrick Bornhauser	1:36.843	44	55	13.666	0.033	159.8
48	63	Proton Competition	Porsche 911 RSR (997)	LM GTE Am	Gianluca Roda	1:36.866	55	71	13.689	0.023	159.8
49	98	Audi Sport C Racing	Audi R8 LMS	GTC	Alexandre Imperatori	1:36.899	5	72	13.722	0.033	159.8
50	98	Audi Sport C Racing	Audi R8 LMS	GTC	Edoardo Mortara	1:37.056	2	70	13.879	0.157	159.5
51	63	Proton Competition	Porsche 911 RSR (997)	LM GTE Am	Christian Ried	1:37.065	17	72	13.888	0.009	159.5
52	65	Lotus Jetalliance	Lotus Evora	LM GTE Pro	James Rossiter	1:37.080	9	23	13.903	0.015	159.5
53	57	Krohn Racing	Ferrari F430	LM GTE Am	Michele Rugolo	1:37.142	11	35	13.965	0.062	159.4
54	97	Audi Race Experience	Audi R8 LMS	GTC	Florian Gruber	1:37.180	5	68	14.003	0.038	159.3
55	96	Team AMG	Mercedes SLS AMG GT3	GTC	Mika Häkkinen	1:37.180	5	37	14.003	0.000	159.3
56	98	Audi Sport C Racing	Audi R8 LMS	GTC	Darryl O'Young	1:37.180	24	68	14.003	0.000	159.3
57	94	Hitotsuyama Racing	Audi R8 LMS	GTC	Akihiro Tsuzuki	1:37.533	4	52	14.356	0.353	158.7
58	61	AF Corse	Ferrari F430	LM GTE Am	Marco Cioci	1:37.538	15	22	14.361	0.005	158.7
59	94	Hitotsuyama Racing	Audi R8 LMS	GTC	Michael Kim	1:37.587	12	43	14.410	0.049	158.6
60	58	Luxury Racing	Ferrari F458 Italia	LM GTE Pro	Ralph Firman	1:37.702	34	40	14.525	0.115	158.4
61	62	CRS Racing	Ferrari F430	LM GTE Am	Roger Wills	1:37.710	12	56	14.533	0.008	158.4
62	65	Lotus Jetalliance	Lotus Evora	LM GTE Pro	Johnny Mowlem	1:37.746	21	74	14.569	0.036	158.4
63	57	Krohn Racing	Ferrari F430	LM GTE Am	Tracy Krohn	1:38.025	62	71	14.848	0.279	157.9
64	62	CRS Racing	Ferrari F430	LM GTE Am	Pierre Ehret	1:38.045	4	50	14.868	0.020	157.9
65	65	Lotus Jetalliance	Lotus Evora	LM GTE Pro	David Heinemeier	1:38.362	54	66	15.185	0.317	157.4
66	97	Audi Race Experience	Audi R8 LMS	GTC	Jeffrey Lee	1:38.621	3	68	15.444	0.259	157.0
67	96	Team AMG	Mercedes SLS AMG GT3	GTC	Congfu Cheng	1:39.240	2	4	16.063	0.619	156.0
68	64	Lotus Jetalliance	Lotus Evora	LM GTE Pro	Rene Rasmussen	1:39.674	54	66	16.497	0.434	155.3



ILMC
6 HOURS OF ZHUHAI
 Race

Provisional Classification by Driver Fastest Lap

Nr	Team	Car	Class	Driver	Time	Lap	Total	Gap	Kph	
69	64 Lotus Jetalliance	Lotus Evora	LM GTE Pro	Martin Rich	1:39.692	57	73	16.515	0.018	155.3
70	64 Lotus Jetalliance	Lotus Evora	LM GTE Pro	Oskar Slingerland	1:41.250	24	55	18.073	1.558	152.9
71	97 Audi Race Experience	Audi R8 LMS	GTC	Hing Tak Mak	1:41.592	12	67	18.415	0.342	152.4
72	15 Oak Racing	Oak Pescarolo - Judd	LM P1	Matthieu Lahaye						
73	61 AF Corse	Ferrari F430	LM GTE Am	Philip Ma						

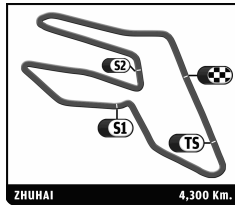
Published at:

Track Status:

DRY

Race Director:

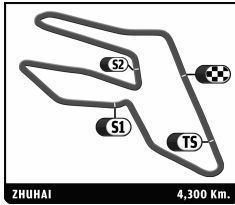
Timekeeper:



ILMC 6 HOURS OF ZHUHAI After Race

Provisional Classification by Driver Fastest Lap

Nr	Team	Car	Class	Driver	Time	Laps	Gap	Kph	Session
1	7 Peugeot Sport Total	Peugeot 908	LM P1	Anthony Davidson	1:21.769	157		189.3	Qualifying Practice
2	8 Peugeot Sport Total	Peugeot 908	LM P1	Stephane Sarrazin	1:21.844	203	0.075	189.1	Qualifying Practice
3	2 Audi Sport Team Joest	Audi R18 TDI	LM P1	Tom Kristensen	1:22.038	137	0.269	188.7	Qualifying Practice
4	7 Peugeot Sport Total	Peugeot 908	LM P1	Sebastien Bourdais	1:22.495	232	0.726	187.6	Free Practice 1
5	1 Audi Sport Team Joest	Audi R18 TDI	LM P1	Marcel Fässler	1:22.538	201	0.769	187.5	Qualifying Practice
6	1 Audi Sport Team Joest	Audi R18 TDI	LM P1	Timo Bernhard	1:23.208	186	1.439	186.0	Race
7	8 Peugeot Sport Total	Peugeot 908	LM P1	Franck Montagny	1:23.321	170	1.552	185.8	Free Practice 2
8	2 Audi Sport Team Joest	Audi R18 TDI	LM P1	Allan McNish	1:23.364	142	1.595	185.7	Free Practice 3
9	12 Rebellion Racing	Lola B10/60 Coupé - Toyota	LM P1	Neel Jani	1:23.931	214	2.162	184.4	Qualifying Practice
10	12 Rebellion Racing	Lola B10/60 Coupé - Toyota	LM P1	Nicolas Prost	1:24.612	134	2.843	183.0	Race
11	24 Oak Racing	Oak Pescarolo - Judd	LM P1	Olivier Pla	1:24.684	154	2.915	182.8	Qualifying Practice
12	007 Aston Martin Racing	Lola Aston Martin	LM P1	Stefan Mücke	1:25.119	155	3.350	181.9	Qualifying Practice
13	15 Oak Racing	Oak Pescarolo - Judd	LM P1	Mathieu Lahaye	1:25.170	42	3.401	181.8	Qualifying Practice
14	24 Oak Racing	Oak Pescarolo - Judd	LM P1	Alexandre Premat	1:25.854	129	4.085	180.3	Free Practice 3
15	15 Oak Racing	Oak Pescarolo - Judd	LM P1	Guillaume Moreau	1:25.973	153	4.204	180.1	Free Practice 1
16	007 Aston Martin Racing	Lola Aston Martin	LM P1	Andy Meyrick	1:26.326	93	4.557	179.3	Warm Up
17	15 Oak Racing	Oak Pescarolo - Judd	LM P1	Pierre Ragues	1:27.063	159	5.294	177.8	Free Practice 2
18	007 Aston Martin Racing	Lola Aston Martin	LM P1	Harold Primat	1:27.544	95	5.775	176.8	Race
19	26 Signatech Nissan	Oreca 03 - Nissan	LM P2	Franck Mailleux	1:27.929	99	6.160	176.1	Qualifying Practice
20	24 Oak Racing	Oak Pescarolo - Judd	LM P1	Jacques Nicolet	1:28.103	74	6.334	175.7	Free Practice 2
21	26 Signatech Nissan	Oreca 03 - Nissan	LM P2	Jean-Karl Vernay	1:29.231	144	7.462	173.5	Race
22	26 Signatech Nissan	Oreca 03 - Nissan	LM P2	Lucas Ordóñez	1:29.509	95	7.740	172.9	Race
23	35 Oak Racing	Oak Pescarolo - Judd	LM P2	Patrice Lafargue	1:30.214	171	8.445	171.6	Qualifying Practice
24	23 Tokai Univ Ygk Power	Courage-Oreca LC70	LM P1	Mitsuyama Shogo	1:30.614	151	8.845	170.8	Qualifying Practice
25	23 Tokai Univ Ygk Power	Courage-Oreca LC70	LM P1	Yokomizo Naoki	1:31.271	113	9.502	169.6	Race
26	35 Oak Racing	Oak Pescarolo - Judd	LM P2	Frederic Da Rocha	1:31.748	168	9.979	168.7	Race
27	90 Pirts Racing	Formula Le Mans - Oreca - 09	FLM	Zhang Shanqi	1:33.783	145	12.014	165.1	Qualifying Practice
28	59 Luxury Racing	Ferrari F458 Italia	LM GTE Pro	Frederic Makowiecki	1:34.493	178	12.724	163.8	Free Practice 3
29	51 AF Corse	Ferrari F458 Italia	LM GTE Pro	Gianmaria Bruni	1:34.500	123	12.731	163.8	Free Practice 3
30	55 BMW Motorsport	BMW M3	LM GTE Pro	Jörg Müller	1:34.506	165	12.737	163.8	Qualifying Practice
31	55 BMW Motorsport	BMW M3	LM GTE Pro	Augusto Farfus	1:34.508	163	12.739	163.8	Free Practice 2
32	98 Audi Sport C Racing	Audi R8 LMS	GTC	Edoardo Mortara	1:34.777	119	13.008	163.3	Qualifying Practice
33	56 BMW Motorsport	BMW M3	LM GTE Pro	Uwe Alzen	1:34.815	165	13.046	163.3	Race
34	94 Hitotsuyama Racing	Audi R8 LMS	GTC	Carlo Van Dam	1:34.934	111	13.165	163.1	Qualifying Practice
35	56 BMW Motorsport	BMW M3	LM GTE Pro	Andy Priaux	1:34.992	166	13.223	163.0	Qualifying Practice
36	62 CRS Racing	Ferrari F430	LM GTE Am	Tim Mullen	1:35.229	133	13.460	162.6	Qualifying Practice
37	63 Proton Competition	Porsche 911 RSR (997)	LM GTE Am	Richard Lietz	1:35.279	100	13.510	162.5	Qualifying Practice
38	96 Team AMG	Mercedes SLS AMG GT3	GTC	Mika Häkkinen	1:35.296	78	13.527	162.4	Qualifying Practice
39	90 Pirts Racing	Formula Le Mans - Oreca - 09	FLM	Wei Liang Chen	1:35.375	138	13.606	162.3	Free Practice 3
40	57 Krohn Racing	Ferrari F430	LM GTE Am	Niclas Jönsson	1:35.598	148	13.829	161.9	Qualifying Practice
41	50 Larbre Competition	Corvette C6-ZR1	LM GTE Am	Julien Canal	1:35.639	116	13.870	161.9	Qualifying Practice
42	59 Luxury Racing	Ferrari F458 Italia	LM GTE Pro	Stephane Ortelli	1:35.663	136	13.894	161.8	Race
43	58 Luxury Racing	Ferrari F458 Italia	LM GTE Pro	Anthony Beltoise	1:35.670	77	13.901	161.8	Free Practice 3
44	51 AF Corse	Ferrari F458 Italia	LM GTE Pro	Giancarlo Fisichella	1:35.716	174	13.947	161.7	Free Practice 2
45	96 Team AMG	Mercedes SLS AMG GT3	GTC	Lance David Arnold	1:35.788	69	14.019	161.6	Free Practice 2
46	60 Gulf AMR Middle East	Aston Martin Vantage	LM GTE Am	Fabien Giroix	1:35.884	119	14.115	161.4	Free Practice 3
47	58 Luxury Racing	Ferrari F458 Italia	LM GTE Pro	Dominik Farnbacher	1:35.959	63	14.190	161.3	Free Practice 3
48	61 AF Corse	Ferrari F430	LM GTE Am	Philip Ma	1:36.111	67	14.342	161.1	Qualifying Practice
49	50 Larbre Competition	Corvette C6-ZR1	LM GTE Am	Olivier Beretta	1:36.196	123	14.427	160.9	Race
50	98 Audi Sport C Racing	Audi R8 LMS	GTC	Alexandre Imperatori	1:36.298	103	14.529	160.8	Warm Up
51	58 Luxury Racing	Ferrari F458 Italia	LM GTE Pro	Ralph Firman	1:36.315	78	14.546	160.7	Free Practice 2
52	97 Audi Race Experience	Audi R8 LMS	GTC	Florian Gruber	1:36.417	109	14.648	160.6	Qualifying Practice
53	62 CRS Racing	Ferrari F430	LM GTE Am	Roger Wills	1:36.539	101	14.770	160.3	Free Practice 2
54	65 Lotus Jetalliance	Lotus Evora	LM GTE Pro	James Rossiter	1:36.618	51	14.849	160.2	Qualifying Practice
55	60 Gulf AMR Middle East	Aston Martin Vantage	LM GTE Am	Roald Goethe	1:36.718	178	14.949	160.1	Race
56	63 Proton Competition	Porsche 911 RSR (997)	LM GTE Am	Gianluca Roda	1:36.741	98	14.972	160.0	Free Practice 3
57	50 Larbre Competition	Corvette C6-ZR1	LM GTE Am	Patrick Bornhauser	1:36.843	84	15.074	159.8	Race



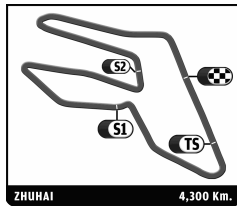
ILMC
6 HOURS OF ZHUHAI
 After Race

Provisional Classification by Driver Fastest Lap

Nr	Team	Car	Class	Driver	Time	Laps	Gap	Kph	Session
58	96 Team AMG	Mercedes SLS AMG GT3	GTC	Congfu Cheng	1:36.930	32	15.161	159.7	Free Practice 1
59	63 Proton Competition	Porsche 911 RSR (997)	LM GTE Am	Christian Ried	1:37.065	97	15.296	159.5	Race
60	61 AF Corse	Ferrari F430	LM GTE Am	Marco Cioci	1:37.130	42	15.361	159.4	Free Practice 1
61	57 Krohn Racing	Ferrari F430	LM GTE Am	Michele Rugolo	1:37.142	45	15.373	159.4	Race
62	98 Audi Sport C Racing	Audi R8 LMS	GTC	Darryl O'Young	1:37.180	92	15.411	159.3	Race
63	62 CRS Racing	Ferrari F430	LM GTE Am	Pierre Ehret	1:37.288	92	15.519	159.1	Warm Up
64	65 Lotus Jetalliance	Lotus Evora	LM GTE Pro	Johnny Mowlem	1:37.382	105	15.613	159.0	Warm Up
65	94 Hitotsuyama Racing	Audi R8 LMS	GTC	Akihiro Tsuzuki	1:37.533	83	15.764	158.7	Race
66	94 Hitotsuyama Racing	Audi R8 LMS	GTC	Michael Kim	1:37.587	80	15.818	158.6	Race
67	57 Krohn Racing	Ferrari F430	LM GTE Am	Tracy Krohn	1:38.025	125	16.256	157.9	Race
68	65 Lotus Jetalliance	Lotus Evora	LM GTE Pro	David Heinemeier	1:38.362	88	16.593	157.4	Race
69	97 Audi Race Experience	Audi R8 LMS	GTC	Jeffrey Lee	1:38.555	106	16.786	157.1	Free Practice 3
70	64 Lotus Jetalliance	Lotus Evora	LM GTE Pro	Martin Rich	1:38.622	116	16.853	157.0	Qualifying Practice
71	64 Lotus Jetalliance	Lotus Evora	LM GTE Pro	Rene Rasmussen	1:39.674	85	17.905	155.3	Race
72	64 Lotus Jetalliance	Lotus Evora	LM GTE Pro	Oskar Slingerland	1:41.250	91	19.481	152.9	Race
73	97 Audi Race Experience	Audi R8 LMS	GTC	Hing Tak Mak	1:41.592	92	19.823	152.4	Race

Published at:

Race Director:	Timekeeper:
-----------------------	--------------------



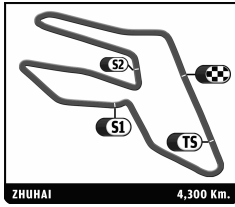
ILMC

6 HOURS OF ZHUHAI

After Race

Provisional Classification by Driver And Class Fastest Lap

Nr	Team	Car	Class	Driver	Time	Laps	Gap	Kph	Session
LM P1									
1	7 Peugeot Sport Total	Peugeot 908	LM P1	Anthony Davidson	1:21.769	157		189.3	Qualifying Practice
2	8 Peugeot Sport Total	Peugeot 908	LM P1	Stephane Sarrazin	1:21.844	203	0.075	189.1	Qualifying Practice
3	2 Audi Sport Team Joest	Audi R18 TDI	LM P1	Tom Kristensen	1:22.038	137	0.269	188.7	Qualifying Practice
4	7 Peugeot Sport Total	Peugeot 908	LM P1	Sebastien Bourdais	1:22.495	232	0.726	187.6	Free Practice 1
5	1 Audi Sport Team Joest	Audi R18 TDI	LM P1	Marcel Fässler	1:22.538	201	0.769	187.5	Qualifying Practice
6	1 Audi Sport Team Joest	Audi R18 TDI	LM P1	Timo Bernhard	1:23.208	186	1.439	186.0	Race
7	8 Peugeot Sport Total	Peugeot 908	LM P1	Franck Montagny	1:23.321	170	1.552	185.8	Free Practice 2
8	2 Audi Sport Team Joest	Audi R18 TDI	LM P1	Allan McNish	1:23.364	142	1.595	185.7	Free Practice 3
9	12 Rebellion Racing	Lola B10/60 Coupé - Toyota	LM P1	Neel Jani	1:23.931	214	2.162	184.4	Qualifying Practice
10	12 Rebellion Racing	Lola B10/60 Coupé - Toyota	LM P1	Nicolas Prost	1:24.612	134	2.843	183.0	Race
11	24 Oak Racing	Oak Pescarolo - Judd	LM P1	Olivier Pla	1:24.684	154	2.915	182.8	Qualifying Practice
12	007 Aston Martin Racing	Lola Aston Martin	LM P1	Stefan Mücke	1:25.119	155	3.350	181.9	Qualifying Practice
13	15 Oak Racing	Oak Pescarolo - Judd	LM P1	Mathieu Lahaye	1:25.170	42	3.401	181.8	Qualifying Practice
14	24 Oak Racing	Oak Pescarolo - Judd	LM P1	Alexandre Premat	1:25.854	129	4.085	180.3	Free Practice 3
15	15 Oak Racing	Oak Pescarolo - Judd	LM P1	Guillaume Moreau	1:25.973	153	4.204	180.1	Free Practice 1
16	007 Aston Martin Racing	Lola Aston Martin	LM P1	Andy Meyrick	1:26.326	93	4.557	179.3	Warm Up
17	15 Oak Racing	Oak Pescarolo - Judd	LM P1	Pierre Ragues	1:27.063	159	5.294	177.8	Free Practice 2
18	007 Aston Martin Racing	Lola Aston Martin	LM P1	Harold Primat	1:27.544	95	5.775	176.8	Race
19	24 Oak Racing	Oak Pescarolo - Judd	LM P1	Jacques Nicolet	1:28.103	74	6.334	175.7	Free Practice 2
20	23 Tokai Univ Ygk Power	Courage-Oreca LC70	LM P1	Mitsuyama Shogo	1:30.614	151	8.845	170.8	Qualifying Practice
21	23 Tokai Univ Ygk Power	Courage-Oreca LC70	LM P1	Yokomizo Naoki	1:31.271	113	9.502	169.6	Race
LM P2									
1	26 Signatech Nissan	Oreca 03 - Nissan	LM P2	Franck Mailleux	1:27.929	99		176.1	Qualifying Practice
2	26 Signatech Nissan	Oreca 03 - Nissan	LM P2	Jean-Karl Vernay	1:29.231	144	1.302	173.5	Race
3	26 Signatech Nissan	Oreca 03 - Nissan	LM P2	Lucas Ordoñez	1:29.509	95	1.580	172.9	Race
4	35 Oak Racing	Oak Pescarolo - Judd	LM P2	Patrice Lafargue	1:30.214	171	2.285	171.6	Qualifying Practice
5	35 Oak Racing	Oak Pescarolo - Judd	LM P2	Frederic Da Rocha	1:31.748	168	3.819	168.7	Race
LM GTE Pro									
1	59 Luxury Racing	Ferrari F458 Italia	LM GTE Pro	Frederic Makowiecki	1:34.493	178		163.8	Free Practice 3
2	51 AF Corse	Ferrari F458 Italia	LM GTE Pro	Gianmaria Bruni	1:34.500	123	0.007	163.8	Free Practice 3
3	55 BMW Motorsport	BMW M3	LM GTE Pro	Jörg Müller	1:34.506	165	0.013	163.8	Qualifying Practice
4	55 BMW Motorsport	BMW M3	LM GTE Pro	Augusto Farfus	1:34.508	163	0.015	163.8	Free Practice 2
5	56 BMW Motorsport	BMW M3	LM GTE Pro	Uwe Alzen	1:34.815	165	0.322	163.3	Race
6	56 BMW Motorsport	BMW M3	LM GTE Pro	Andy Priaux	1:34.992	166	0.499	163.0	Qualifying Practice
7	59 Luxury Racing	Ferrari F458 Italia	LM GTE Pro	Stephane Ortelli	1:35.663	136	1.170	161.8	Race
8	58 Luxury Racing	Ferrari F458 Italia	LM GTE Pro	Anthony Beltoise	1:35.670	77	1.177	161.8	Free Practice 3
9	51 AF Corse	Ferrari F458 Italia	LM GTE Pro	Giancarlo Fisichella	1:35.716	174	1.223	161.7	Free Practice 2
10	58 Luxury Racing	Ferrari F458 Italia	LM GTE Pro	Dominik Farnbacher	1:35.959	63	1.466	161.3	Free Practice 3
11	58 Luxury Racing	Ferrari F458 Italia	LM GTE Pro	Ralph Firman	1:36.315	78	1.822	160.7	Free Practice 2
12	65 Lotus Jetalliance	Lotus Evora	LM GTE Pro	James Rossiter	1:36.618	51	2.125	160.2	Qualifying Practice
13	65 Lotus Jetalliance	Lotus Evora	LM GTE Pro	Johnny Mowlem	1:37.382	105	2.889	159.0	Warm Up
14	65 Lotus Jetalliance	Lotus Evora	LM GTE Pro	David Heinemeier	1:38.362	88	3.869	157.4	Race
15	64 Lotus Jetalliance	Lotus Evora	LM GTE Pro	Martin Rich	1:38.622	116	4.129	157.0	Qualifying Practice
16	64 Lotus Jetalliance	Lotus Evora	LM GTE Pro	Rene Rasmussen	1:39.674	85	5.181	155.3	Race
17	64 Lotus Jetalliance	Lotus Evora	LM GTE Pro	Oskar Slingerland	1:41.250	91	6.757	152.9	Race
LM GTE Am									
1	62 CRS Racing	Ferrari F430	LM GTE Am	Tim Mullen	1:35.229	133		162.6	Qualifying Practice
2	63 Proton Competition	Porsche 911 RSR (997)	LM GTE Am	Richard Lietz	1:35.279	100	0.050	162.5	Qualifying Practice
3	57 Krohn Racing	Ferrari F430	LM GTE Am	Niclas Jönsson	1:35.598	148	0.369	161.9	Qualifying Practice
4	50 Larbre Competition	Corvette C6-ZR1	LM GTE Am	Julian Canal	1:35.639	116	0.410	161.9	Qualifying Practice
5	60 Gulf AMR Middle East	Aston Martin Vantage	LM GTE Am	Fabien Giroix	1:35.884	119	0.655	161.4	Free Practice 3
6	61 AF Corse	Ferrari F430	LM GTE Am	Philip Ma	1:36.111	67	0.882	161.1	Qualifying Practice
7	50 Larbre Competition	Corvette C6-ZR1	LM GTE Am	Olivier Beretta	1:36.196	123	0.967	160.9	Race
8	62 CRS Racing	Ferrari F430	LM GTE Am	Roger Wills	1:36.539	101	1.310	160.3	Free Practice 2
9	60 Gulf AMR Middle East	Aston Martin Vantage	LM GTE Am	Ronald Goethe	1:36.718	178	1.489	160.1	Race
10	63 Proton Competition	Porsche 911 RSR (997)	LM GTE Am	Gianluca Roda	1:36.741	98	1.512	160.0	Free Practice 3
11	50 Larbre Competition	Corvette C6-ZR1	LM GTE Am	Patrick Bornhauser	1:36.843	84	1.614	159.8	Race
12	63 Proton Competition	Porsche 911 RSR (997)	LM GTE Am	Christian Ried	1:37.065	97	1.836	159.5	Race
13	61 AF Corse	Ferrari F430	LM GTE Am	Marco Cioci	1:37.130	42	1.901	159.4	Free Practice 1



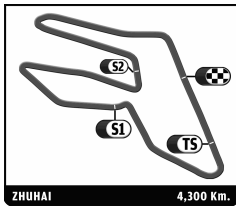
ILMC
6 HOURS OF ZHUHAI
 After Race

Provisional Classification by Driver And Class Fastest Lap

Nr	Team	Car	Class	Driver	Time	Laps	Gap	Kph	Session
14	Krohn Racing	Ferrari F430	LM GTE Am	Michele Rugolo	1:37.142	45	1.913	159.4	Race
15	CRS Racing	Ferrari F430	LM GTE Am	Pierre Ehret	1:37.288	92	2.059	159.1	Warm Up
16	Krohn Racing	Ferrari F430	LM GTE Am	Tracy Krohn	1:38.025	125	2.796	157.9	Race
FLM									
1	Ptirs Racing	Formula Le Mans - Oreca - 09	FLM	Zhang Shanqi	1:33.783	145		165.1	Qualifying Practice
2	Ptirs Racing	Formula Le Mans - Oreca - 09	FLM	Wei Liang Chen	1:35.375	138	1.592	162.3	Free Practice 3
GTC									
1	Audi Sport C Racing	Audi R8 LMS	GTC	Edoardo Mortara	1:34.777	119		163.3	Qualifying Practice
2	Hitotsuyama Racing	Audi R8 LMS	GTC	Carlo Van Dam	1:34.934	111	0.157	163.1	Qualifying Practice
3	Team AMG	Mercedes SLS AMG GT3	GTC	Mika Häkkinen	1:35.296	78	0.519	162.4	Qualifying Practice
4	Team AMG	Mercedes SLS AMG GT3	GTC	Lance David Arnold	1:35.788	69	1.011	161.6	Free Practice 2
5	Audi Sport C Racing	Audi R8 LMS	GTC	Alexandre Imperatori	1:36.298	103	1.521	160.8	Warm Up
6	Audi Race Experience	Audi R8 LMS	GTC	Florian Gruber	1:36.417	109	1.640	160.6	Qualifying Practice
7	Team AMG	Mercedes SLS AMG GT3	GTC	Congfu Cheng	1:36.930	32	2.153	159.7	Free Practice 1
8	Audi Sport C Racing	Audi R8 LMS	GTC	Darryl O'Young	1:37.180	92	2.403	159.3	Race
9	Hitotsuyama Racing	Audi R8 LMS	GTC	Akihiro Suzuki	1:37.533	83	2.756	158.7	Race
10	Hitotsuyama Racing	Audi R8 LMS	GTC	Michael Kim	1:37.587	80	2.810	158.6	Race
11	Audi Race Experience	Audi R8 LMS	GTC	Jeffrey Lee	1:38.555	106	3.778	157.1	Free Practice 3
12	Audi Race Experience	Audi R8 LMS	GTC	Hing Tak Mak	1:41.592	92	6.815	152.4	Race

Published at:

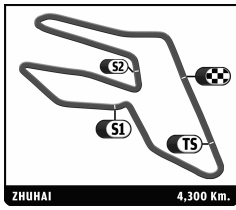
Race Director:	Timekeeper:
-----------------------	--------------------



ILMC
6 HOURS OF ZHUHAI
Race

Lap Chart

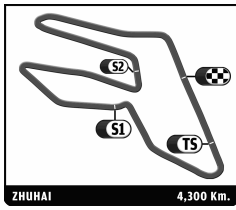
		LAP																																	
Nr	Pos	Grid	1	2	3	4	5	6	7	8	9	10	11	12	13	14	15	16	17	18	19	20	21	22	23	24	25	26	27	28	29	30	31	32	
7	1	7	7	7	7	7	7	7	7	7	7	7	7	7	7	7	7	7	7	7	1	1	1	1	1	2	2	2	2	2	2	2	2	2	1
8	2	8	2	2	2	2	2	2	2	2	2	2	2	2	1	1	1	1	1	1	7	2	2	2	1	1	1	1	1	1	1	1	1	7	8
2	3	2	1	1	1	1	1	1	1	1	1	1	1	1	2	2	2	2	2	2	8	8	8	8	8	8	8	8	8	8	8	1	1	7	
1	4	1	8	8	8	8	8	8	8	8	8	8	8	8	8	8	8	8	8	8	7	7	7	7	7	7	7	7	7	7	7	7	8	8	12
12	5	12	12	12	12	12	12	12	12	12	12	12	12	12	12	12	12	12	12	12	12	12	12	12	12	12	12	12	12	12	12	12	12	12	24
24	6	24	007	007	007	007	007	007	007	007	007	007	007	007	007	007	007	007	007	007	007	007	007	007	007	007	007	15	15	15	15	24	12	15	
007	7	007	15	15	15	15	15	15	15	15	15	15	15	15	15	15	15	15	15	15	15	15	15	15	15	15	24	24	24	24	15	15	2		
15	8	15	24	24	24	24	24	24	24	24	24	24	24	24	24	24	24	24	24	24	24	24	24	24	24	24	007	26	26	26	26	26	26	26	
26	9	26	26	26	26	26	26	26	26	26	26	26	26	26	26	26	26	26	26	26	26	26	26	26	26	26	26	35	35	35	35	35	35	007	
35	10	35	35	35	35	35	35	35	35	35	35	35	35	35	35	35	35	35	35	35	35	35	35	35	35	35	35	35	35	35	35	35	35	35	
23	11	23	23	23	23	23	23	23	23	23	23	23	23	23	23	23	23	23	23	23	23	23	23	23	23	23	23	23	23	23	23	23	23	23	
90	12	90	55	55	55	55	55	90	90	90	90	90	90	90	90	90	90	90	90	90	90	90	90	90	90	90	90	90	90	90	90	90	90	90	
55	13	55	90	90	90	90	55	55	55	55	55	55	55	55	55	55	55	55	55	55	55	55	55	55	55	55	55	55	55	55	55	55	55	55	
98	14	98	98	98	51	51	51	51	51	51	51	51	51	51	51	51	51	51	51	51	51	51	51	51	51	51	51	51	51	51	51	51	51	51	
94	15	94	94	51	98	98	98	98	56	56	56	56	56	56	56	56	56	56	56	56	56	56	56	56	56	56	90	59	59	59	59	59	59	59	
51	16	51	51	94	94	94	56	56	98	59	59	59	59	59	59	59	59	59	59	59	59	59	59	59	59	62	62	62	62	62	62	62	62	62	
56	17	56	62	62	56	56	59	59	59	98	62	62	62	62	62	62	62	62	62	62	62	62	62	62	62	62	50	50	50	50	50	50	50	50	
62	18	62	56	56	62	59	62	62	62	62	50	50	50	50	50	50	50	50	50	50	50	50	50	50	50	63	63	63	63	63	63	63	63	59	
63	19	63	59	59	59	62	63	63	63	50	98	63	63	63	63	63	63	63	63	63	63	63	63	63	63	98	98	98	98	98	98	98	98	98	
96	20	96	63	63	63	63	50	50	50	63	63	98	98	98	98	98	98	98	98	98	98	98	98	98	98	96	96	96	96	96	96	96	96	96	
59	21	59	50	50	50	50	96	96	96	96	96	96	96	96	96	96	96	96	96	96	96	96	96	96	60	60	60	60	60	60	60	60	60	60	
57	22	57	96	96	96	96	60	60	60	60	60	60	60	60	61	61	61	61	61	61	61	61	61	61	58	58	58	58	58	58	58	58	58	58	
50	23	50	57	58	58	60	61	61	61	61	61	61	61	61	61	60	60	60	60	60	60	60	60	60	60	57	57	57	90	90	90	90	90	90	
58	24	58	58	60	60	58	58	58	58	58	58	58	58	58	58	58	58	58	58	58	58	58	58	58	90	90	90	57	57	57	57	57	57	57	
60	25	60	60	57	57	61	57	57	57	57	57	57	57	57	57	57	57	57	57	57	57	57	57	57	64	64	64	64	64	64	64	64	64	64	
61	26	61	61	61	61	57	97	97	64	64	64	64	64	64	64	64	64	64	64	64	64	64	64	64	61	65	65	65	65	65	65	65	65	65	
97	27	97	97	97	97	97	64	64	97	65	65	65	65	65	65	65	65	65	65	65	65	65	65	65	97	97	97	97	97	97	97	97	97	97	
65	28	65	64	64	64	64	94	65	65	97	97	97	97	97	97	97	97	97	97	97	97	97	97	97	94	94	94	94	94	94	94	94	94	94	
64	29	64	65	65	65	65	94	94	94	94	94	94	94	94	94	94	94	94	94	94	94	94	94	94	94	94	94	94	94	94	94	94	94	94	



ILMC
6 HOURS OF ZHUHAI
Race

Lap Chart

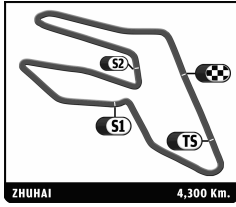
LAP		33	34	35	36	37	38	39	40	41	42	43	44	45	46	47	48	49	50	51	52	53	54	55	56	57	58	59	60	61	62	63	64	65		
Nr	Pos																																			
7	1	1	1	1	1	1	1	1	1	1	1	1	1	1	1	1	1	1	1	1	1	1	1	1	1	1	1	1	1	1	1	1	1	1		
8	2	8	8	8	8	8	8	8	8	8	8	8	8	8	8	8	8	8	8	8	8	8	8	8	8	8	8	8	8	8	8	8	8	8		
2	3	7	7	7	7	7	7	7	7	7	7	7	7	7	7	7	7	7	7	7	7	7	7	7	7	7	7	7	7	7	7	7	7	7		
1	4	12	12	12	12	12	12	12	12	12	12	2	2	2	2	2	2	2	2	2	2	2	2	2	2	2	2	2	2	2	2	2	2	2		
12	5	24	2	2	2	2	2	2	2	2	2	24	24	24	24	24	24	24	24	24	24	24	24	24	24	24	24	24	24	24	24	24	24	24		
24	6	2	24	24	24	24	24	24	24	24	24	15	15	15	15	15	15	15	15	15	15	15	15	15	15	15	15	15	15	15	15	15	15	15		
007	7	15	15	15	15	15	15	15	15	15	15	12	007	007	007	007	007	007	007	007	007	007	007	007	007	12	12	12	12	12	12	12	12			
15	8	26	26	26	26	26	26	007	007	007	007	007	26	26	26	26	26	26	26	26	26	26	26	26	12	26	007	007	007	007	007	007	007	007		
26	9	007	007	007	007	007	007	26	26	26	26	26	12	12	12	12	12	12	12	12	12	12	12	12	26	007	26	26	26	26	26	26	26	26		
35	10	23	23	23	23	23	23	23	23	23	23	23	23	23	23	23	35	35	35	35	35	35	35	35	35	35	35	35	35	35	35	35	35	35		
23	11	55	55	55	55	35	35	35	35	35	35	35	35	35	35	23	23	23	23	23	23	23	23	23	23	56	56	56	56	56	56	56	56	56		
90	12	51	51	51	35	56	59	59	58	90	90	90	90	90	90	90	90	90	90	90	90	90	90	90	90	56	55	55	55	55	55	55	55	55		
55	13	56	35	35	56	63	63	58	90	56	56	56	56	56	56	56	56	56	56	56	56	56	56	56	56	59	59	59	59	59	59	59	59	59	59	
98	14	35	56	56	50	59	58	55	56	59	59	59	59	59	59	59	59	59	59	59	59	59	59	59	59	59	63	63	63	63	63	63	63	23	23	
94	15	62	50	50	62	50	55	90	59	63	63	63	63	55	55	55	55	55	55	55	55	55	55	55	55	63	63	63	63	50	50	50	50	50	63	
51	16	50	62	62	63	62	90	56	63	55	50	55	55	63	63	63	63	63	63	63	63	63	63	63	50	50	50	96	96	23	23	23	23	50	50	
56	17	63	63	63	59	96	60	50	55	62	96	96	96	96	96	96	96	96	96	96	96	96	96	96	96	23	23	96	96	96	96	96	96	96	96	
62	18	59	59	59	96	60	50	50	55	62	96	96	96	96	96	96	96	96	96	96	96	96	96	96	96	62	62	62	62	98	98	98	98	98	98	
63	19	98	98	96	60	58	62	62	62	96	62	62	62	62	62	62	62	62	62	62	62	62	62	62	98	98	98	98	98	62	57	57	57	57	57	
96	20	96	96	60	58	55	96	96	96	98	98	98	98	98	98	98	98	98	98	98	98	98	98	98	98	98	98	98	90	90	90	90	90	90		
59	21	60	60	98	90	90	98	98	98	60	60	60	60	60	60	60	60	60	60	60	60	60	60	60	90	90	90	90	60	60	60	60	60	60	60	
57	22	58	58	58	98	98	60	60	60	57	57	57	57	57	57	57	57	57	57	57	57	57	57	57	60	60	60	60	60	62	65	65	65	65	65	
50	23	90	90	90	64	64	57	57	57	65	65	65	65	65	65	65	65	65	65	65	65	65	65	65	65	65	65	65	65	62	62	62	62	62	62	
58	24	57	57	57	65	65	64	64	65	64	64	64	64	64	64	64	64	64	64	64	64	64	64	64	64	64	64	64	64	64	64	64	64	64	64	
60	25	64	64	64	51	57	65	65	64	97	97	97	97	97	97	97	97	97	97	97	97	97	97	97	97	97	97	97	97	97	97	97	97	97	97	
61	26	65	65	65	57	51	97	97	97	51	51	51	51	51	51	51	51	51	51	51	51	51	51	51	51	51	51	51	51	51	51	51	51	51	51	
97	27	97	97	97	97	97	51	51	51	58	58	58	58	58	58	58	58	58	58	58	58	58	58	58	58	58	58	58	58	58	58	58	58	58	58	
65	28	94	94	94	94	94	94	94	94	94	94	94	94	94	94	94	94	94	94	94	94	94	94	94	94	94	94	94	94	94	94	94	94	94	94	
64	29																																			



ILMC
6 HOURS OF ZHUHAI
Race

Lap Chart

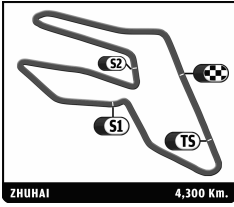
		LAP																																		
Nr	Pos	66	67	68	69	70	71	72	73	74	75	76	77	78	79	80	81	82	83	84	85	86	87	88	89	90	91	92	93	94	95	96	97	98		
7	1	7	7	7	7	7	7	7	7	7	7	7	7	7	7	7	7	7	7	7	7	7	7	7	7	7	7	7	7	7	7	7	7	7	7	
8	2	1	1	1	1	1	1	1	1	1	1	1	1	1	1	1	1	1	1	1	1	1	1	1	1	1	1	1	1	1	1	1	1	1	1	
2	3	8	8	8	8	8	8	8	8	8	8	8	8	8	8	8	8	8	8	8	8	8	8	8	8	8	8	8	8	8	8	8	8	8	8	
1	4	2	2	2	2	2	2	2	2	2	2	2	2	2	2	2	2	2	2	2	2	2	2	2	2	2	2	2	2	2	2	2	2	2	2	
12	5	24	24	24	24	24	24	24	24	24	24	24	24	24	24	24	24	24	24	24	24	24	24	24	24	24	24	24	24	24	24	24	24	24	24	
24	6	15	15	15	15	15	15	15	15	15	15	15	15	15	15	15	15	15	15	15	15	15	15	12	12	12	12	12	12	12	12	12	12	12	12	
007	7	12	12	12	12	12	12	12	12	12	12	12	12	12	12	12	12	12	12	12	12	12	007	007	007	007	007	007	007	007	007	007	007	007	007	
15	8	007	007	007	007	007	007	007	007	007	007	007	007	007	007	007	007	007	007	007	007	007	15	15	15	15	15	15	15	15	15	15	15	15		
26	9	26	26	26	26	26	26	26	26	26	26	26	26	26	26	26	26	26	26	26	26	26	26	26	26	26	26	26	26	26	26	26	26	26	26	
35	10	35	35	35	35	35	35	35	35	35	35	35	35	35	35	35	35	35	35	35	35	35	35	35	35	35	35	35	35	35	35	35	35	35	35	
23	11	56	56	56	56	56	56	56	56	56	56	23	23	23	23	23	23	23	23	23	23	23	23	23	23	23	23	23	23	23	23	23	23	23	23	
90	12	55	55	55	55	55	55	55	55	59	23	59	59	59	56	56	56	56	56	56	56	56	56	56	56	56	56	56	56	56	56	56	56	56	56	
55	13	59	59	59	59	59	59	59	59	23	59	56	56	56	55	55	55	55	55	55	55	55	55	55	55	55	55	55	55	55	55	55	55	55	55	
98	14	23	23	23	23	23	23	23	23	50	50	55	55	55	59	59	59	59	59	59	59	59	59	59	59	59	59	59	59	59	59	59	59	59	59	
94	15	63	50	50	50	50	50	50	50	63	55	50	50	50	50	50	50	50	50	50	50	50	63	63	63	63	63	63	63	63	63	63	63	63		
51	16	50	63	63	63	63	63	63	63	55	63	63	63	63	63	63	63	63	63	63	63	63	50	50	50	50	50	50	50	50	50	50	50	50		
56	17	96	96	96	96	98	98	98	98	90	90	90	90	90	90	90	90	90	90	90	90	90	57	57	57	57	57	57	57	57	57	57	57	57	57	
62	18	98	98	98	98	57	57	98	57	57	57	57	57	57	57	57	57	57	62	62	62	62	62	62	62	98	98	98	98	98	98	98	98	98	98	
63	19	57	57	57	57	90	90	90	90	60	98	98	98	98	98	98	62	62	62	98	98	98	98	98	98	62	62	62	62	62	62	62	98	65	65	
96	20	90	90	90	90	60	60	60	98	62	62	62	62	62	62	98	98	98	60	60	60	60	60	60	60	60	65	65	65	65	65	65	90	90	90	
59	21	60	60	60	65	62	62	65	65	60	60	60	60	60	60	60	60	65	65	65	65	65	65	65	65	65	65	65	65	65	65	65	90	98	98	
57	22	65	65	65	65	62	65	65	62	60	65	65	65	65	65	65	65	65	90	90	90	90	90	90	90	90	60	97	97	97	97	97	97	97	97	
50	23	62	62	62	62	64	64	64	64	64	64	64	64	64	64	64	64	64	64	64	64	97	97	97	97	97	97	97	97	97	97	97	97	97	97	
58	24	64	64	64	64	97	97	97	97	97	97	97	97	97	97	97	97	97	97	97	97	64	64	64	64	64	64	51	51	51	51	51	51	51	51	
60	25	97	97	97	97	51	51	51	51	51	51	51	51	51	51	51	51	51	51	51	51	51	51	51	51	51	51	51	51	51	51	51	51	51	51	
61	26	51	51	51	96	96	96	96	58	58	58	58	58	58	58	58	58	58	58	58	58	58	58	58	58	58	58	58	58	58	58	58	58	58	58	
97	27	58	58	58	58	58	58	58	58	94	94	94	94	94	94	94	94	94	94	94	94	94	94	94	94	94	94	94	94	94	94	94	94	94	94	
65	28	94	94	94	94	94	94	94	94	94	94	94	94	94	94	94	94	94	94	94	94	94	94	94	94	94	94	94	94	94	94	94	94	94	94	
64	29																																			



ILMC
6 HOURS OF ZHUHAI
Race

Lap Chart

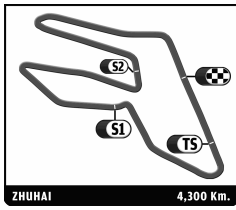
		LAP																																	
Nr	Pos	99	100	101	102	103	104	105	106	107	108	109	110	111	112	113	114	115	116	117	118	119	120	121	122	123	124	125	126	127	128	129	130	131	
7	1	1	1	1	1	1	1	1	1	1	1	1	1	1	1	1	8	8	8	8	8	8	8	8	8	8	8	8	8	8	8	8	8		
8	2	8	8	8	8	8	8	8	8	8	8	8	8	8	8	8	1	1	7	7	7	7	7	7	8	8	8	8	8	8	8	8	8	8	
2	3	7	7	7	7	7	7	7	7	7	7	7	7	7	7	7	7	7	1	1	1	1	1	1	1	1	1	1	1	1	1	1	1	1	
1	4	2	2	2	2	2	2	2	2	2	2	2	2	2	2	2	2	2	2	2	2	2	2	2	24	24	24	24	24	24	24	24	24	24	
12	5	24	24	24	24	24	24	24	24	24	24	24	24	24	24	24	24	24	24	24	24	24	24	24	12	12	12	12	12	12	12	12	12	12	
24	6	12	12	12	12	12	12	12	12	12	12	12	12	12	12	12	12	12	12	12	12	12	12	12	2	2	2	2	2	2	2	2	2	007	
007	7	007	007	007	007	007	007	007	007	007	007	007	007	007	007	007	007	007	007	007	007	007	007	007	007	007	007	007	007	007	007	007	007	15	
15	8	15	15	15	15	15	15	15	15	15	15	15	15	15	15	15	15	15	15	15	15	15	15	15	15	15	15	15	15	15	15	15	15	26	
26	9	26	26	26	26	26	26	26	26	26	26	26	26	26	26	26	26	26	26	26	26	26	26	26	26	26	26	26	26	26	26	26	26	2	
35	10	35	23	23	23	23	23	23	23	23	23	35	35	35	35	35	35	35	35	35	35	35	35	35	35	35	23	23	23	23	23	23	23	23	
23	11	23	35	35	35	35	35	35	35	35	35	56	56	56	23	23	23	23	23	23	23	23	23	23	23	35	35	35	35	35	35	35	35	35	
90	12	56	56	56	56	56	56	56	56	56	56	55	23	23	56	56	56	55	55	55	55	55	55	55	55	55	55	55	55	55	55	55	55	55	
55	13	55	55	55	55	55	55	55	55	55	55	55	23	55	55	55	59	59	56	56	56	56	56	56	56	56	56	56	56	56	56	56	56	56	
98	14	59	59	59	59	59	59	59	59	59	59	59	59	59	59	59	55	59	59	59	59	59	59	59	59	59	59	59	59	59	59	59	59	59	
94	15	63	63	63	63	63	63	63	63	63	63	63	63	63	63	63	63	63	63	63	63	63	63	63	63	63	63	63	63	63	63	63	63	63	
51	16	57	57	57	57	57	57	57	57	57	50	50	50	50	50	50	50	50	50	50	50	50	50	50	50	50	50	50	50	50	50	50	50	50	
56	17	50	50	50	50	50	50	50	50	50	62	62	62	62	62	62	62	62	62	62	62	62	62	62	62	62	62	62	62	62	62	62	62	62	
62	18	62	62	62	62	62	62	62	62	62	57	57	90	90	90	90	90	90	90	90	90	90	90	90	90	90	90	90	90	90	90	90	90	90	
63	19	65	65	65	65	65	90	90	90	90	90	90	90	90	90	90	90	90	90	90	90	90	90	90	90	90	90	90	90	90	90	90	90	90	
96	20	90	90	90	90	90	65	65	65	65	65	65	65	65	65	65	65	65	65	65	65	65	65	65	65	98	98	98	98	98	98	98	98	98	
59	21	98	98	98	98	98	98	98	98	98	98	98	98	98	98	98	98	98	98	98	98	98	98	98	98	65	65	65	65	65	65	65	65	98	
57	22	97	97	97	97	97	64	64	64	64	64	64	97	97	97	97	97	97	97	97	97	97	97	97	97	97	97	97	97	97	97	97	97	97	
50	23	64	64	64	64	64	97	97	97	97	97	97	51	51	51	51	51	51	51	51	51	51	51	51	51	51	51	51	51	51	51	51	51	51	
58	24	51	51	51	51	51	51	51	51	51	51	60	60	60	60	60	60	60	60	60	60	60	60	60	60	60	60	60	60	60	60	60	60	64	
60	25	60	60	60	60	60	60	60	60	60	60	60	64	64	64	64	64	64	64	64	64	64	64	64	64	64	64	64	64	64	64	64	64	60	
61	26	58	58	58	58	58	58	58	58	58	58	58	58	58	94	94	94	94	94	94	94	94	94	94	94	94	94	94	94	94	94	94	94	94	
97	27	94	94	94	94	94	94	94	94	94	94	94	94	94	94	94	94	94	94	94	94	94	94	94	94	94	94	94	94	94	94	94	94	94	
65	28																																		
64	29																																		



ILMC
6 HOURS OF ZHUHAI
Race

Lap Chart

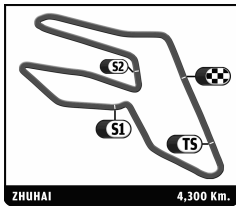
		LAP																																	
Nr	Pos	132	133	134	135	136	137	138	139	140	141	142	143	144	145	146	147	148	149	150	151	152	153	154	155	156	157	158	159	160	161	162	163	164	
7	1	7	7	7	7	7	7	7	7	7	7	7	7	7	7	7	7	7	7	7	7	7	7	7	7	7	7	7	7	7	7	7	7		
8	2	8	8	8	8	8	8	8	8	8	8	8	8	8	8	8	8	8	8	8	8	8	8	8	8	8	8	8	8	8	8	8	8	8	
2	3	1	1	1	1	1	1	1	1	1	1	1	1	1	1	1	1	1	1	1	1	1	1	1	1	1	1	1	1	1	1	1	1	1	
1	4	24	24	24	24	24	24	24	24	24	24	24	24	24	24	24	24	24	24	24	24	24	24	24	24	24	24	24	24	24	24	24	24	24	
12	5	12	12	12	12	12	12	12	12	12	12	12	12	12	12	12	12	12	12	12	12	12	12	12	12	12	12	12	12	12	12	12	12	12	
24	6	007	007	007	007	007	007	007	007	007	007	007	007	007	007	007	007	007	007	007	007	007	007	007	007	007	007	007	007	007	007	007	007	007	
007	7	15	15	15	15	15	15	15	15	15	15	15	15	15	15	15	15	15	15	15	15	15	15	15	15	15	15	15	15	15	15	15	15	15	
15	8	26	26	2	2	2	2	26	26	26	26	26	26	26	26	26	26	26	26	26	26	26	26	26	26	26	26	26	26	26	26	26	26	26	
26	9	2	2	26	26	26	23	23	23	23	23	23	23	23	23	23	23	23	23	23	23	23	23	23	23	23	23	23	23	23	23	23	23	23	
35	10	23	23	23	23	23	2	2	35	35	35	35	35	35	35	35	35	35	35	35	35	35	35	35	35	35	35	35	35	35	35	35	35	35	
23	11	35	35	35	35	35	35	35	55	55	55	55	55	55	55	55	55	55	55	55	55	55	55	55	55	55	55	55	55	55	55	55	55	55	
90	12	55	55	55	55	55	55	55	56	56	56	56	56	56	56	56	56	56	56	56	56	56	56	56	56	56	56	56	56	56	56	56	56	56	56
55	13	56	56	56	56	56	56	56	59	59	59	59	59	59	59	59	59	59	59	59	59	59	59	59	59	59	59	59	59	59	59	59	59	59	59
98	14	59	59	59	59	59	59	59	63	63	63	63	63	63	63	63	63	63	63	63	63	63	63	63	63	63	63	63	63	63	63	63	63	63	63
94	15	63	63	63	63	63	63	63	50	50	50	50	50	50	50	50	50	50	50	50	50	50	50	50	50	50	50	50	50	50	50	50	50	50	50
51	16	62	50	50	50	50	50	50	62	62	62	62	62	62	62	62	62	62	62	62	62	62	62	62	62	62	62	62	62	62	62	62	62	62	62
56	17	50	62	62	62	62	62	62	57	57	57	57	57	57	57	57	57	57	57	57	57	57	57	57	57	57	57	57	57	57	57	57	57	57	57
62	18	57	57	57	57	57	57	57	90	90	90	90	90	90	90	90	90	90	90	90	90	90	90	90	90	90	90	90	90	90	90	90	90	90	90
63	19	90	90	90	90	90	90	90	65	65	65	65	65	65	65	65	65	65	65	65	65	65	65	65	65	65	65	65	65	65	65	65	65	65	65
96	20	65	65	65	65	65	65	65	98	98	98	98	98	98	98	98	98	98	98	98	98	98	98	98	98	98	98	98	98	98	98	98	98	98	98
59	21	98	98	98	98	98	98	98	51	51	51	51	51	51	51	51	51	51	51	51	51	51	51	51	51	51	51	51	51	51	51	51	51	51	51
57	22	51	51	51	51	51	51	51	97	97	97	97	97	97	97	97	97	97	97	97	97	97	97	97	97	97	97	97	97	97	97	97	97	97	97
50	23	97	97	97	97	97	97	97	64	60	60	60	60	60	60	60	60	60	60	60	60	60	60	60	60	60	60	60	60	60	60	60	60	60	60
58	24	64	64	64	64	64	64	64	60	64	64	64	64	64	64	64	64	64	64	64	64	64	64	64	64	64	64	64	64	64	64	64	64	64	64
60	25	60	60	60	60	60	60	60	94	94	94	94	94	94	94	94	94	94	94	94	94	94	94	94	94	94	94	94	94	94	94	94	94	94	94
61	26	94	94	94	94	94	94	94																											
97	27																																		
65	28																																		
64	29																																		



ILMC
6 HOURS OF ZHUHAI
Race

Lap Chart

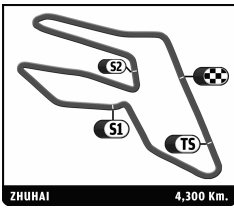
		LAP																																		
Nr	Pos	165	166	167	168	169	170	171	172	173	174	175	176	177	178	179	180	181	182	183	184	185	186	187	188	189	190	191	192	193	194	195	196	197		
7	1	7	7	7	7	7	7	7	7	7	7	7	7	7	7	7	7	7	7	7	7	7	7	7	7	7	7	7	7	7	7	7	7			
8	2	8	8	8	8	8	8	8	8	8	8	8	8	8	8	8	8	8	8	8	8	8	8	8	8	8	8	8	8	8	8	8	8	8		
2	3	1	1	1	1	1	1	1	1	1	1	1	1	1	1	1	1	1	1	1	1	1	1	1	1	1	1	1	1	1	1	1	1	1		
1	4	12	12	12	12	12	12	12	12	12	12	12	12	12	12	12	12	12	12	12	12	12	12	12	12	12	12	12	12	12	12	12	12	12		
12	5	24	24	24	24	24	24	24	24	24	24	24	24	24	24	24	24	24	24	24	24	24	24	24	24	24	24	24	24	24	24	24	24	24		
24	6	007	007	007	007	007	007	007	007	007	007	007	007	007	007	007	007	007	007	007	007	007	007	007	007	007	007	007	007	007	007	007	007	007		
007	7	15	15	15	15	15	15	15	15	15	15	15	15	15	15	15	15	15	15	15	15	15	15	15	15	15	15	15	15	15	15	15	15	15		
15	8	26	26	26	26	26	26	26	26	26	26	26	26	26	26	26	26	26	26	26	26	26	26	26	26	26	26	26	26	26	26	26	26	26		
26	9	35	35	35	35	35	35	35	35	35	35	35	35	35	35	35	35	35	35	35	35	35	35	35	35	35	35	35	35	35	35	35	35	35	35	
35	10	23	35	35	35	35	35	35	35	35	35	35	35	35	35	23	55	55	55	55	55	55	55	55	55	55	55	55	55	55	55	55	55	55	55	
23	11	55	55	55	55	55	55	55	55	55	55	55	55	55	55	56	56	56	56	56	56	56	56	56	56	56	56	56	56	56	56	56	56	56	56	
90	12	56	56	56	56	56	56	56	56	56	56	56	56	56	56	59	59	59	59	59	59	59	59	59	59	59	59	59	59	59	59	59	59	59	59	
55	13	59	59	59	59	59	59	59	59	59	59	59	59	59	59	63	63	63	63	63	63	63	63	63	63	63	63	63	63	63	63	63	63	63	63	
98	14	63	63	63	63	63	63	63	63	63	63	63	63	63	63	50	50	50	50	50	50	50	50	50	50	50	50	50	50	50	50	50	50	50	50	
94	15	50	50	50	50	50	50	50	50	50	50	50	50	50	57	57	62	62	62	62	62	62	62	62	62	62	62	62	62	62	62	62	62	62	62	
51	16	62	62	62	62	62	62	62	62	62	62	62	62	62	62	62	62	62	62	62	62	62	62	62	62	62	62	62	62	62	62	62	62	62	62	
56	17	57	57	57	57	57	57	57	57	57	57	57	57	57	62	62	90	90	90	90	90	90	90	90	90	90	90	90	90	90	90	90	90	90	90	
62	18	90	90	90	90	90	90	90	90	90	90	90	90	90	90	98	98	98	98	98	98	98	98	98	98	98	98	98	98	98	98	98	98	98	98	
63	19	98	98	98	98	98	98	98	98	98	98	98	98	98	98	98	98	98	98	98	98	98	98	98	98	98	98	98	98	98	98	98	98	98	98	
96	20	51	51	51	51	51	51	51	51	51	51	51	51	51	51	23	23	23	23	23	23	23	23	23	23	23	23	23	23	23	23	23	23	23	23	
59	21	97	97	97	97	97	97	97	97	97	97	97	97	97	97	97	97	97	97	97	97	97	97	97	97	97	97	97	97	97	97	97	97	97	97	
57	22	60	60	64	64	64	64	64	64	64	64	64	64	64	64	60	60	64	64	64	64	64	64	64	64	64	64	64	64	64	64	64	64	64	64	
50	23	64	64	60	60	60	60	60	60	60	60	60	60	60	64	64	64	64	64	64	64	64	64	64	64	64	64	64	64	64	64	64	64	64	64	
58	24	94	94	94	94	94	94	94	94	94	94	94	94	94	94	94	94	94	94	94	94	94	94	94	94	94	94	94	94	94	94	94	94	94	94	
60	25																																			
61	26																																			
97	27																																			
65	28																																			
64	29																																			



ILMC
6 HOURS OF ZHUHAI
Race

Lap Chart

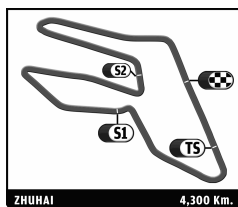
		LAP																																	
Nr	Pos	198	199	200	201	202	203	204	205	206	207	208	209	210	211	212	213	214	215	216	217	218	219	220	221	222	223	224	225	226	227	228	229	230	
7	1	7	7	7	7	7	7	7	7	7	7	7	7	7	7	7	7	7	7	7	7	7	7	7	7	7	7	7	7	7	7	7	7		
8	2	8	8	8	8	8	8	8	8	8	8	8	8	8	8	8	8	8	8	8	8	8	8	8	7	8	8	8	8	8	8	8	8	8	
2	3	1	1	1	1	1	1	1	1	1	1	1	1	1	1	1	1	1	1	1	1	1	1	1	1	1	1	1	1	1	1	1	1		
1	4	24	24	24	24	12	12	12	12	12	12	12	12	12	12	12	12	12	12	12	12	12	12	12	12	12	12	12	12	12	12	12	12		
12	5	12	12	12	12	24	24	24	24	24	24	24	24	24	24	24	24	24	24	24	24	24	24	24	24	24	24	24	24	24	24	24	24		
24	6	007	007	007	007	007	007	007	007	007	007	007	007	007	007	007	007	007	007	007	007	007	007	007	007	007	007	007	007	007	007	007	007		
007	7	15	15	15	15	15	15	15	15	15	15	15	15	15	15	15	15	15	15	15	15	15	15	15	15	15	15	15	15	15	15	15	15		
15	8	26	26	26	26	26	26	26	26	26	26	26	26	26	26	26	26	26	26	26	26	26	26	26	26	26	26	26	26	26	26	26	26		
26	9	35	35	35	55	55	55	55	55	55	55	55	55	55	55	55	55	55	55	55	55	55	55	55	55	55	55	55	55	55	55	55	55		
35	10	55	55	55	56	56	56	56	56	56	56	56	56	56	56	56	56	56	56	56	56	56	56	56	56	56	56	56	56	56	56	56	56		
23	11	56	56	56	59	59	59	59	59	59	59	59	59	59	59	59	59	59	59	59	59	59	59	59	59	59	59	59	59	59	59	59	59		
90	12	59	59	59	63	63	63	63	63	63	63	63	63	63	63	63	63	63	63	63	63	63	63	63	63	63	63	63	63	63	63	63	63		
55	13	63	63	63	50	50	50	50	50	50	50	50	50	50	50	50	50	50	50	50	50	50	50	50	50	50	50	50	50	50	50	50	50		
98	14	50	50	50	57	57	57	57	57	57	57	57	57	57	57	57	57	57	57	57	57	57	57	57	57	57	57	57	57	57	57	57	57		
94	15	57	57	57	62	62	62	62	62	62	62	62	62	62	62	62	62	62	62	62	62	62	62	62	62	62	62	62	62	62	62	62	62		
51	16	62	62	62	90	90	90	90	90	90	90	90	90	90	90	90	90	90	90	90	90	90	90	90	90	90	90	90	90	90	90	90	90		
56	17	90	90	90	35	35	35	35	35	35	35	35	35	35	35	35	35	35	35	35	35	35	35	35	35	35	35	35	35	35	35	35	35		
62	18	98	98	98	98	98	98	98	98	98	98	98	98	98	98	98	98	98	98	98	98	98	98	98	98	98	98	98	98	98	98	98	98		
63	19	97	97	97	97	97	97	97	97	97	97	97	97	97	97	97	97	97	97	97	97	97	97	97	97	97	97	97	97	97	97	97	97		
96	20	60																																	
59	21																																		
57	22																																		
50	23																																		
58	24																																		
60	25																																		
61	26																																		
97	27																																		
65	28																																		
64	29																																		



ILMC
6 HOURS OF ZHUHAI
Race

Lap Chart

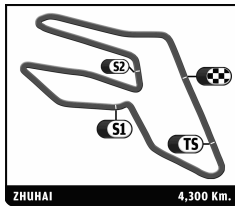
		LAP																			
Nr	Pos	231	232	233	234	235	236	237	238	239	240	241	242	243	244	245	246	247	248	249	
7	1	7	7	7	7	7	7	7	7	7	7	7	7	7	7	7	7	7	7	7	
8	2	8	8	8	8	8	8	8	8	8	8	8	8	8	8	8	8	8	8	8	
2	3	1	1	1	1	1	1	1	1	1	1	1	1	1	1	1	1	1	1	1	
1	4	12	12	12	12	12	12	12	12	12	12	12	12	12	12	12	12	12	12	12	
12	5	24	24	24	24	24	24	24	24	24	24	24	24	24	24	24	24	24	24	24	
24	6	007	007	007	007	007	007	007	007	007	007	007	007	007	007	007	007	007	007	007	
007	7	15	15	15	15	15	15	15	15	15	15	15	15	15	15	15	15	15	15	15	
15	8																				
26	9																				
35	10																				
23	11																				
90	12																				
55	13																				
98	14																				
94	15																				
51	16																				
56	17																				
62	18																				
63	19																				
96	20																				
59	21																				
57	22																				
50	23																				
58	24																				
60	25																				
61	26																				
97	27																				
65	28																				
64	29																				



ILMC
6 HOURS OF ZHUHAI
Race

Best Sector Times

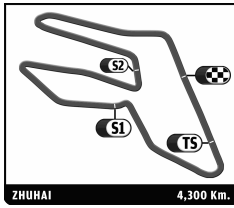
SECTOR 1			SECTOR 2			SECTOR 3			Pos	Team	Ideal Lap	Best Lap
Pos	Driver	Time	Driver	Time	Driver	Time						
1	2 A.McNish	26.840	2 T.Kristensen	26.584	1 T.Bernhard	29.391	1	1 Audi Sport Team Joest	1'22.997	1:23.208	(2)	
2	1 T.Bernhard	26.871	7 A.Davidson	26.659	7 S.Bourdais	29.447	2	7 Peugeot Sport Total	1'23.008	1:23.177	(1)	
3	8 S.Sarrazin	26.882	1 T.Bernhard	26.735	8 S.Sarrazin	29.492	3	2 Audi Sport Team Joest	1'23.040	1:23.424	(4)	
4	7 S.Bourdais	26.902	8 S.Sarrazin	26.786	2 A.McNish	29.616	4	8 Peugeot Sport Total	1'23.160	1:23.233	(3)	
5	12 N.Prost	27.499	12 N.Prost	26.998	12 N.Prost	30.115	5	12 Rebellion Racing	1'24.612	1:24.612	(5)	
6	007 S.Mücke	27.747	007 H.Primat	27.647	15 G.Moreau	30.593	6	007 Aston Martin Racing	1'26.065	1:26.224	(6)	
7	15 G.Moreau	27.882	24 O.Pla	27.707	007 S.Mücke	30.671	7	15 Oak Racing	1'26.307	1:26.460	(7)	
8	24 O.Pla	27.948	15 G.Moreau	27.832	24 O.Pla	30.683	8	24 Oak Racing	1'26.338	1:26.578	(8)	
9	26 F.Maillieux	28.657	26 J.Vernay	28.462	26 F.Maillieux	31.690	9	26 Signatech Nissan	1'28.809	1:29.231	(9)	
10	35 P.Lafargue	29.272	23 Y.Naoki	28.769	23 M.Shogo	32.361	10	23 Tokai Univ Ygk Power	1'30.540	1:31.089	(10)	
11	23 M.Shogo	29.410	35 P.Lafargue	28.842	35 F.Da Rocha	32.598	11	35 Oak Racing	1'30.712	1:31.283	(11)	
12	55 J.Müller	30.443	90 Z.Shanqi	29.681	90 Z.Shanqi	33.820	12	90 Pirrs Racing	1'34.082	1:34.291	(12)	
13	56 U.Alzen	30.447	56 A.Priaulx	29.940	56 U.Alzen	34.127	13	56 BMW Motorsport	1'34.514	1:34.815	(13)	
14	90 Z.Shanqi	30.581	55 J.Müller	30.037	55 J.Müller	34.136	14	55 BMW Motorsport	1'34.616	1:34.832	(14)	
15	59 S.Ortelli	30.729	59 F.Makowiecki	30.139	51 G.Bruni	34.357	15	59 Luxury Racing	1'35.237	1:35.388	(15)	
16	51 G.Bruni	30.831	63 R.Lietz	30.210	59 F.Makowiecki	34.369	16	51 AF Corse	1'35.461	1:35.615	(16)	
17	57 N.Jönsson	30.868	51 G.Bruni	30.273	62 T.Mullen	34.545	17	62 CRS Racing	1'35.762	1:35.926	(17)	
18	60 F.Giroix	30.890	62 T.Mullen	30.277	50 O.Beretta	34.554	18	63 Proton Competition	1'35.856	1:36.010	(18)	
19	58 A.Beltoise	30.918	57 N.Jönsson	30.306	63 R.Lietz	34.598	19	57 Krohn Racing	1'35.904	1:36.041	(19)	
20	50 O.Beretta	30.936	58 A.Beltoise	30.344	58 A.Beltoise	34.655	20	58 Luxury Racing	1'35.917	1:36.218	(22)	
21	62 T.Mullen	30.940	60 F.Giroix	30.356	96 L.Arnold	34.703	21	50 Larbre Competition	1'35.957	1:36.196	(21)	
22	63 R.Lietz	31.048	96 L.Arnold	30.400	60 F.Giroix	34.724	22	60 Gulf AMR Middle East	1'35.970	1:36.104	(20)	
23	96 L.Arnold	31.073	50 O.Beretta	30.467	57 N.Jönsson	34.730	23	96 Team AMG	1'36.176	1:36.275	(23)	
24	94 C.Van Dam	31.103	94 C.Van Dam	30.472	98 A.Imperator	34.939	24	94 Hitotsuyama Racing	1'36.571	1:36.810	(24)	
25	98 A.Imperator	31.144	98 E.Mortara	30.601	65 J.Rossiter	34.969	25	98 Audi Sport C Racing	1'36.684	1:36.899	(25)	
26	65 J.Rossiter	31.273	97 F.Gruber	30.619	94 C.Van Dam	34.996	26	65 Lotus Jetalliance	1'36.964	1:37.080	(26)	
27	97 F.Gruber	31.287	65 J.Rossiter	30.722	97 F.Gruber	35.068	27	97 Audi Race Experience	1'36.974	1:37.180	(27)	
28	61 M.Cioci	31.308	61 M.Cioci	30.733	61 M.Cioci	35.094	28	61 AF Corse	1'37.135	1:37.538	(28)	
29	64 M.Rich	32.102	64 R.Rasmussen	31.309	64 M.Rich	35.791	29	64 Lotus Jetalliance	1'39.202	1:39.674	(29)	



ILMC
6 HOURS OF ZHUHAI
Race

Best Top Speeds

Team	Car	Class	Top Speed Driver	Top 1		Top 2		Top 3		Top 4		Top 5		Avg
				Kph	Lap	Kph	Lap	Kph	Lap	Kph	Lap	Kph	Lap	
7 Peugeot Sport Total	Peugeot 908	LM P1	A. Davidson	279.8	123	279.8	116	279.1	125	278.4	118	278.4	121	279,1
8 Peugeot Sport Total	Peugeot 908	LM P1	F. Montagny	279.8	59	279.1	216	279.1	30	279.1	218	279.1	52	279,2
2 Audi Sport Team Joest	Audi R18 TDI	LM P1	A. McNish	278.4	54	278.4	3	278.4	57	277.6	25	277.6	18	278,1
1 Audi Sport Team Joest	Audi R18 TDI	LM P1	T. Bernhard	278.4	6	277.6	22	276.9	112	276.9	5	276.9	29	277,3
007 Aston Martin Racing	Lola Aston Martin	LM P1	S. Mücke	268.7	25	268.0	205	267.3	7	266.7	15	266.0	209	267,3
12 Rebellion Racing	Lola B10/60 Coupé - Toyota	LM P1	N. Prost	268.0	134	267.3	128	267.3	166	266.0	114	266.0	152	266,9
15 Oak Racing	Oak Pescarolo - Judd	LM P1	G. Moreau	262.1	7	261.5	10	260.9	43	260.9	24	260.9	6	261,3
24 Oak Racing	Oak Pescarolo - Judd	LM P1	O. Pla	261.5	127	260.9	30	260.9	56	260.9	126	260.9	7	261,0
26 Signatech Nissan	Oreca 03 - Nissan	LM P2	J. Vernay	255.3	197	255.3	90	255.3	115	255.3	138	254.7	103	255,2
35 Oak Racing	Oak Pescarolo - Judd	LM P2	F. Da Rocha	251.2	128	250.6	127	250.0	140	250.0	45	250.0	132	250,4
23 Tokai Univ Ygk Power	Courage-Oreca LC70	LM P1	M. Shogo	246.6	122	246.0	129	245.5	133	245.5	127	245.5	149	245,8
90 Pirs Racing	Formula Le Mans - Oreca - 09	FLM	Z. Shanjqi	245.5	175	245.5	131	244.9	139	244.9	165	244.3	177	245,0
94 Hitotsuyama Racing	Audi R8 LMS	GTC	M. Kim	243.8	91	242.7	88	242.2	93	241.6	76	241.6	86	242,4
98 Audi Sport C Racing	Audi R8 LMS	GTC	E. Mortara	242.2	15	239.5	4	239.5	144	238.9	6	238.4	2	239,7
55 BMW Motorsport	BMW M3	LM GTE Pro	J. Müller	242.2	83	241.6	60	241.1	30	241.1	58	241.1	194	241,4
56 BMW Motorsport	BMW M3	LM GTE Pro	U. Alzen	242.2	129	241.6	144	241.1	147	241.1	127	241.1	141	241,4
96 Team AMG	Mercedes SLS AMG GT3	GTC	L. Arnold	241.6	48	240.0	43	239.5	63	239.5	40	238.9	18	239,9
59 Luxury Racing	Ferrari F458 Italia	LM GTE Pro	F. Makowiecki	240.5	59	238.9	117	238.9	145	238.9	128	238.4	72	239,1
97 Audi Race Experience	Audi R8 LMS	GTC	J. Lee	240.5	15	240.0	5	238.9	116	238.9	3	237.4	74	239,1
63 Proton Competition	Porsche 911 RSR (997)	LM GTE Am	R. Lietz	239.5	24	239.5	114	238.9	31	238.4	30	237.9	26	238,8
50 Larbre Competition	Corvette C6-ZR1	LM GTE Am	O. Beretta	239.5	4	239.5	34	237.9	197	237.9	24	237.9	21	238,5
51 AF Corse	Ferrari F458 Italia	LM GTE Pro	G. Bruni	238.4	33	238.4	32	238.4	12	237.4	18	237.4	10	238,0
57 Krohn Racing	Ferrari F430	LM GTE Am	N. Jönsson	238.4	176	237.9	179	237.9	175	237.9	166	237.9	168	238,0
60 Gulf AMR Middle East	Aston Martin Vantage	LM GTE Am	F. Giroix	238.4	34	237.4	35	236.3	165	236.3	83	236.3	29	236,9
62 CRS Racing	Ferrari F430	LM GTE Am	T. Mullen	237.9	156	237.9	153	237.9	5	237.4	155	237.4	151	237,7
58 Luxury Racing	Ferrari F458 Italia	LM GTE Pro	R. Firman	237.9	17	237.9	98	237.4	32	237.4	33	237.4	34	237,6
61 AF Corse	Ferrari F430	LM GTE Am	M. Cioci	236.8	16	236.3	14	236.3	17	233.8	15	233.8	12	235,4
65 Lotus Jetalliance	Lotus Evora	LM GTE Pro	J. Mowlem	236.3	26	235.8	15	235.8	161	235.3	159	235.3	153	235,7
64 Lotus Jetalliance	Lotus Evora	LM GTE Pro	R. Rasmussen	232.3	161	231.8	165	231.3	34	231.3	177	231.3	131	231,6

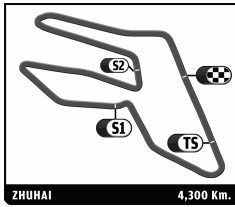


ILMC 6 HOURS OF ZHUHAI

After Race

Event maximum speed

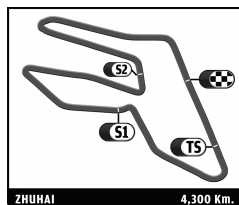
Team	Car	Class	Driver	Top Speed	Lap	Session
8 Peugeot Sport Total	Peugeot 908	LM P1	Stephane Sarrazin	281.2	5	Qualifying Practice
7 Peugeot Sport Total	Peugeot 908	LM P1	Anthony Davidson	279.8	116	Race
1 Audi Sport Team Joest	Audi R18 TDI	LM P1	Timo Bernhard	278.4	6	Race
2 Audi Sport Team Joest	Audi R18 TDI	LM P1	Allan McNish	278.4	6	Free Practice 3
007 Aston Martin Racing	Lola Aston Martin	LM P1	Stefan Mücke	268.7	25	Race
12 Rebellion Racing	Lola B10/60 Coupé - Toyota	LM P1	Neel Jani	268.0	4	Qualifying Practice
15 Oak Racing	Oak Pescarolo - Judd	LM P1	Mathieu Lahaye	264.7	27	Free Practice 3
24 Oak Racing	Oak Pescarolo - Judd	LM P1	Olivier Pla	264.1	15	Free Practice 2
26 Signatech Nissan	Oreca 03 - Nissan	LM P2	Franck Mailleux	255.9	26	Free Practice 3
35 Oak Racing	Oak Pescarolo - Judd	LM P2	Frederic Da Rocha	251.2	7	Free Practice 1
23 Tokai Univ Ygk Power	Courage-Oreca LC70	LM P1	Yokomizo Naoki	248.3	12	Free Practice 2
97 Audi Race Experience	Audi R8 LMS	GTC	Florian Gruber	246.6	3	Qualifying Practice
94 Hitotsuyama Racing	Audi R8 LMS	GTC	Carlo Van Dam	246.0	3	Qualifying Practice
96 Team AMG	Mercedes SLS AMG GT3	GTC	Mika Häkkinen	246.0	5	Qualifying Practice
90 Pirs Racing	Formula Le Mans - Oreca - 09	FLM	Zhang Shanqi	245.5	5	Free Practice 2
98 Audi Sport C Racing	Audi R8 LMS	GTC	Edoardo Mortara	244.3	3	Qualifying Practice
55 BMW Motorsport	BMW M3	LM GTE Pro	Augusto Farfus	243.8	4	Free Practice 1
56 BMW Motorsport	BMW M3	LM GTE Pro	Uwe Alzen	243.8	6	Free Practice 1
57 Krohn Racing	Ferrari F430	LM GTE Am	Niclas Jönsson	243.8	4	Free Practice 1
63 Proton Competition	Porsche 911 RSR (997)	LM GTE Am	Richard Lietz	242.7	3	Qualifying Practice
58 Luxury Racing	Ferrari F458 Italia	LM GTE Pro	Anthony Beltoise	241.1	4	Qualifying Practice
50 Larbre Competition	Corvette C6-ZR1	LM GTE Am	Olivier Beretta	241.1	14	Free Practice 1
51 AF Corse	Ferrari F458 Italia	LM GTE Pro	Gianmaria Bruni	240.5	29	Free Practice 3
59 Luxury Racing	Ferrari F458 Italia	LM GTE Pro	Frederic Makowiecki	240.5	59	Race
60 Gulf AMR Middle East	Aston Martin Vantage	LM GTE Am	Fabien Giroix	239.5	5	Free Practice 1
62 CRS Racing	Ferrari F430	LM GTE Am	Tim Mullen	239.5	7	Free Practice 3
61 AF Corse	Ferrari F430	LM GTE Am	Philip Ma	238.4	6	Qualifying Practice
65 Lotus Jetalliance	Lotus Evora	LM GTE Pro	James Rossiter	237.4	28	Free Practice 3
64 Lotus Jetalliance	Lotus Evora	LM GTE Pro	Martin Rich	235.8	4	Qualifying Practice



ILMC
6 HOURS OF ZHUHAI
Race

Leader Sequence

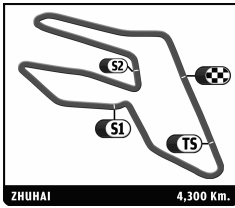
Nr	Team	Car	Start Lap	End Lap	Laps	Total Laps
LM P1						
7	Peugeot Sport Total	Peugeot 908	1	17	17	17
1	Audi Sport Team Joest	Audi R18 TDI	18	22	5	5
2	Audi Sport Team Joest	Audi R18 TDI	23	31	9	9
1	Audi Sport Team Joest	Audi R18 TDI	32	61	30	35
7	Peugeot Sport Total	Peugeot 908	62	95	34	51
1	Audi Sport Team Joest	Audi R18 TDI	96	113	18	53
8	Peugeot Sport Total	Peugeot 908	114	120	7	7
7	Peugeot Sport Total	Peugeot 908	121	155	35	86
8	Peugeot Sport Total	Peugeot 908	156	156	1	8
7	Peugeot Sport Total	Peugeot 908	157	187	31	117
8	Peugeot Sport Total	Peugeot 908	188	188	1	9
7	Peugeot Sport Total	Peugeot 908	189	219	31	148
8	Peugeot Sport Total	Peugeot 908	220	220	1	10
7	Peugeot Sport Total	Peugeot 908	221	249	29	177
LM P2						
26	Signatech Nissan	Oreca 03 - Nissan	1	228	228	228
LM GTE Pro						
55	BMW Motorsport	BMW M3	1	36	36	36
56	BMW Motorsport	BMW M3	37	37	1	1
59	Luxury Racing	Ferrari F458 Italia	38	39	2	2
58	Luxury Racing	Ferrari F458 Italia	40	40	1	1
56	BMW Motorsport	BMW M3	41	75	35	36
59	Luxury Racing	Ferrari F458 Italia	76	78	3	5
56	BMW Motorsport	BMW M3	79	114	36	72
55	BMW Motorsport	BMW M3	115	150	36	72
56	BMW Motorsport	BMW M3	151	151	1	73
55	BMW Motorsport	BMW M3	152	221	70	142
LM GTE Am						
62	CRS Racing	Ferrari F430	1	33	33	33
50	Larbre Competition	Corvette C6-ZR1	34	36	3	3
63	Proton Competition	Porsche 911 RSR (997)	37	66	30	30
50	Larbre Competition	Corvette C6-ZR1	67	86	20	23
63	Proton Competition	Porsche 911 RSR (997)	87	217	131	161
FLM						
90	Ptrs Racing	Formula Le Mans - Oreca - 09	1	213	213	213
GTC						
98	Audi Sport C Racing	Audi R8 LMS	1	34	34	34
96	Team AMG	Mercedes SLS AMG GT3	35	69	35	35
98	Audi Sport C Racing	Audi R8 LMS	70	210	141	175



ILMC
6 HOURS OF ZHUHAI
Race

Fastest Lap Sequence

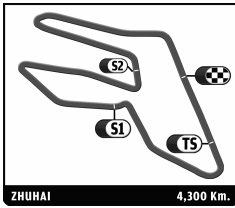
Practice Time	Team	Car	Class	Driver	Time	Kph	Lap
2:49.531	7 Peugeot Sport Total	Peugeot 908	LM P1	Sebastien Bourdais	1:23.932	184.4	2
4:14.846	2 Audi Sport Team Joest	Audi R18 TDI	LM P1	Allan McNish	1:23.676	185.0	3
5:38.507	2 Audi Sport Team Joest	Audi R18 TDI	LM P1	Allan McNish	1:23.661	185.0	4
5:39.774	1 Audi Sport Team Joest	Audi R18 TDI	LM P1	Timo Bernhard	1:23.388	185.6	4
7:02.982	1 Audi Sport Team Joest	Audi R18 TDI	LM P1	Timo Bernhard	1:23.208	186.0	5
4:19:47.011	7 Peugeot Sport Total	Peugeot 908	LM P1	Sebastien Bourdais	1:23.177	186.1	119



ILMC 6 HOURS OF ZHUHAI Race

Pit Stop Analysis

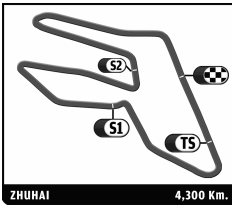
Team	Class	Race Time	Laps	Pit Time	Stops	PIT STOPS								
						P. In	Time	P. In	Time	P. In	Time			
1 Audi Sport Team Joest	LM P1	6:01:39.682	248	8:04.938	7	1	42:44	49.2	2	1:27:59	1:16.7	3	2:13:17	49.6
						4	2:58:41	1:15.7	5	3:44:07	1:17.3	6	4:29:18	1:18.4
						7	5:16:07	1:17.6						
2 Audi Sport Team Joest	LM P1	3:46:43.558	139	28:29.116	7	1	44:06	2:21.9	2	1:31:45	1:21.2	3	2:18:33	51.1
						4	2:56:39	7:07.6	5	3:15:18	10:12.9	6	3:37:05	6:34.1
						7	3:46:43	-						
7 Peugeot Sport Total	LM P1	6:01:24.879	249	7:15.080	7	1	44:15	1:10.0	2	1:30:56	47.2	3	2:17:23	1:13.1
						4	3:01:12	48.2	5	3:44:37	1:13.4	6	4:31:12	47.4
						7	5:17:20	1:15.4						
007 Aston Martin Racing	LM P1	6:01:55.863	239	8:15.335	7	1	36:50	2:45.8	2	1:25:40	1:16.2	3	2:11:46	36.3
						4	2:58:23	1:14.9	5	3:45:23	40.1	6	4:31:54	1:05.6
						7	5:18:30	36.1						
8 Peugeot Sport Total	LM P1	6:02:03.530	249	7:04.814	7	1	42:46	1:09.9	2	1:28:12	1:10.0	3	2:14:50	47.7
						4	2:59:53	1:08.1	5	3:46:33	48.1	6	4:33:16	1:12.6
						7	5:19:39	48.1						
12 Rebellion Racing	LM P1	6:02:30.650	242	9:03.274	8	1	43:46	38.6	2	1:04:27	3:27.7	3	1:52:59	39.7
						4	2:38:54	1:17.0	5	3:24:59	39.1	6	4:10:38	42.2
						7	4:45:01	1:03.8	8	5:19:32	34.8			
15 Oak Racing	LM P1	6:01:54.255	238	9:47.640	7	1	42:36	48.8	2	1:24:48	1:13.7	3	2:09:04	3:52.8
						4	2:56:21	1:16.3	5	3:41:45	40.7	6	4:26:41	1:14.0
						7	5:13:41	41.1						
23 Tokai Univ Ygk Power	LM P1	6:02:12.930	187	1:06:19.911	11	1	31:25	37.9	2	1:12:37	1:39.0	3	1:28:36	1:02.9
						4	1:31:29	1:42.5	5	2:14:11	42.0	6	2:55:36	1:41.9
						7	3:37:25	53.6	8	4:18:43	1:46.8	9	4:50:39	25:51.2
						10	5:26:06	3:22.9	11	5:31:15	26:58.5			
24 Oak Racing	LM P1	6:02:16.492	240	6:59.458	7	1	45:39	41.6	2	1:33:28	40.5	3	2:23:08	1:30.1
						4	3:10:08	43.5	5	3:55:18	1:22.8	6	4:42:10	38.8
						7	5:10:58	1:21.9						
26 Signatech Nissan	LM P2	6:02:07.480	228	14:02.093	7	1	44:11	1:00.6	2	1:28:32	1:28.7	3	2:15:25	2:14.5
						4	3:03:43	3:12.9	5	3:52:33	55.3	6	4:38:09	1:41.6
						7	5:23:41	3:28.1						
35 Oak Racing	LM P2	6:02:40.683	213	26:42.830	7	1	50:17	1:26.4	2	1:43:02	1:10.8	3	2:37:15	5:19.1
						4	3:34:34	1:19.6	5	4:27:36	2:22.5	6	5:21:20	1:10.5
						7	5:28:13	13:53.6						
50 Larbre Competition	LM GTE Am	6:01:45.930	216	7:16.450	6	1	1:00:23	1:28.6	2	2:04:03	1:18.9	3	2:33:53	1:13.0
						4	3:38:18	1:22.6	5	4:43:05	1:22.2	6	5:48:04	30.9
51 AF Corse	LM GTE Pro	6:01:48.663	186	57:28.885	8	1	56:24	2:51.0	2	1:01:57	33.8	3	1:04:26	11:58.6
						4	2:22:53	2:42.7	5	2:45:58	1:03.1	6	3:51:46	1:26.2
						7	4:11:12	1:01.0	8	5:15:41	35:52.1			
55 BMW Motorsport	LM GTE Pro	6:02:29.114	221	7:20.477	6	1	58:00	1:12.5	2	1:04:15	58.3	3	1:59:49	1:16.8
						4	3:03:48	1:16.6	5	4:06:00	1:17.0	6	5:06:25	1:19.0
56 BMW Motorsport	LM GTE Pro	6:01:26.967	220	7:34.340	5	1	59:58	1:22.9	2	2:02:34	1:29.0	3	3:06:55	1:59.3
						4	4:08:06	1:15.0	5	5:03:46	1:27.9			
57 Krohn Racing	LM GTE Am	6:01:46.666	215	8:28.005	5	1	58:41	1:38.4	2	2:00:40	59.2	3	2:59:13	3:26.9
						4	4:02:20	1:26.3	5	5:03:38	57.0			
58 Luxury Racing	LM GTE Pro	3:31:50.837	110	31:34.178	3	1	1:05:57	30:12.1	2	2:39:40	1:22.0	3	3:31:50	-
59 Luxury Racing	LM GTE Pro	6:01:55.925	218	8:58.690	5	1	1:03:48	1:16.7	2	2:08:07	1:15.8	3	3:07:41	1:14.1
						4	4:08:24	1:14.9	5	5:03:13	3:56.9			
60 Gulf AMR Middle East	LM GTE Am	6:02:26.431	198	28:11.587	5	1	1:00:51	1:54.2	2	2:03:30	1:45.8	3	2:37:54	16:46.1
						4	4:00:16	2:16.0	5	5:02:39	5:29.3			
61 AF Corse	LM GTE Am	37:36.067	22		1	1	37:36	-						
62 CRS Racing	LM GTE Am	6:02:49.366	215	8:33.751	6	1	1:00:47	1:28.9	2	1:41:44	1:16.7	3	2:42:39	1:25.7
						4	3:42:31	1:30.7	5	4:42:08	1:33.7	6	5:28:33	1:17.7
63 Proton Competition	LM GTE Am	6:02:07.451	217	7:02.097	5	1	1:02:05	1:23.1	2	2:02:38	1:24.2	3	3:02:55	1:24.4
						4	4:02:57	1:24.8	5	5:01:32	1:25.3			
64 Lotus Jetalliance	LM GTE Pro	6:01:35.889	194	20:52.891	7	1	1:02:43	2:06.1	2	2:03:35	1:32.2	3	2:24:46	1:01.0
						4	2:38:33	1:19.2	5	3:14:56	11:24.0	6	4:27:21	1:39.9
						7	5:25:01	1:50.0						



ILMC
6 HOURS OF ZHUHAI
Race

Pit Stop Analysis

Team	Class	Race Time	Laps	Pit Time	Stops	PIT STOPS								
						P. In	Time	P. In	Time	P. In	Time			
65 Lotus Jetalliance	LM GTE Pro	6:02:10.897	163	1:31:41.669	6	1	0:00	1:58.4	2	1:03:12	1:49.2	3	2:06:14	2:08.1
						4	3:09:51	3:01.4	5	4:01:31	1:31.8	6	4:37:34	1:21:12.5
90 Ptrs Racing	FLM	6:02:46.182	213	15:55.019	6	1	33:59	1:18.8	2	1:25:31	2:29.8	3	2:17:37	4:27.5
						4	3:16:02	2:17.4	5	4:09:38	2:54.0	6	5:03:41	2:27.2
94 Hitotsuyama Racing	GTC	6:01:38.682	169	1:16:16.990	7	1	9:15	49:01.2	2	1:50:35	1:16.3	3	2:52:51	2:14.1
						4	3:40:37	1:06.1	5	4:06:00	16:11.1	6	4:29:05	5:22.5
						7	5:25:39	1:05.3						
96 Team AMG	GTC	2:17:41.114	73	17:35.057	3	1	1:00:48	1:34.6	2	1:54:56	16:00.4	3	2:17:41	-
97 Audi Race Experience	GTC	6:02:23.682	203	13:24.332	6	1	12:21	2:00.5	2	1:00:50	2:03.1	3	2:03:50	1:25.0
						4	3:04:30	1:49.0	5	4:03:00	1:54.0	6	5:01:16	4:12.4
98 Audi Sport C Racing	GTC	6:02:23.589	210	14:41.907	6	1	57:27	1:46.9	2	2:00:42	1:51.7	3	2:39:26	5:29.0
						4	3:42:57	1:58.2	5	4:42:53	2:00.2	6	5:34:21	1:35.6



Computerised results and timing service

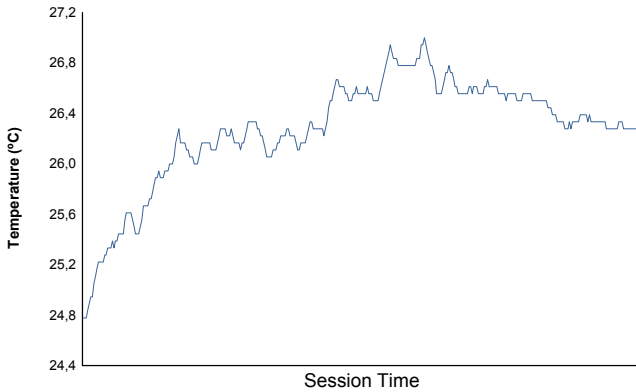
6 HOURS OF ZHUHAI

ILMC

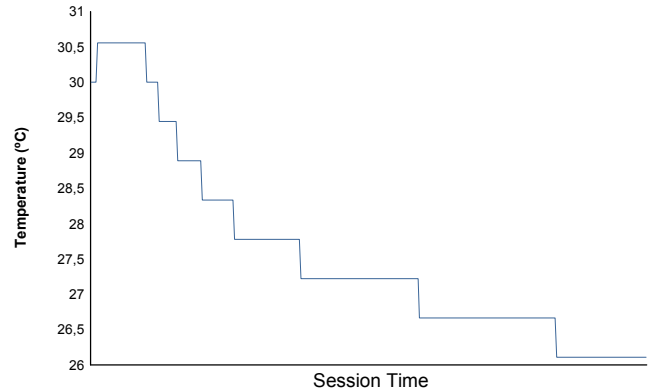
Race

Weather Report

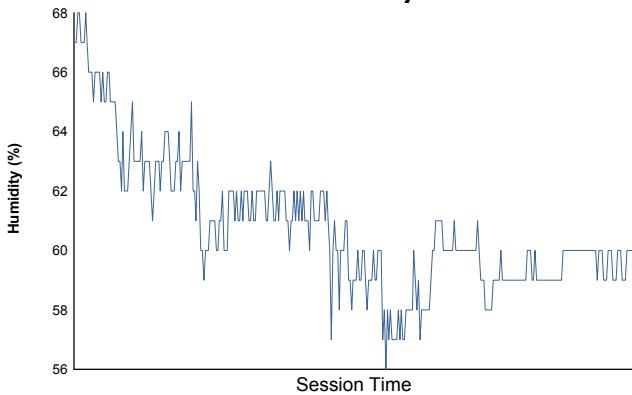
Air Temperature



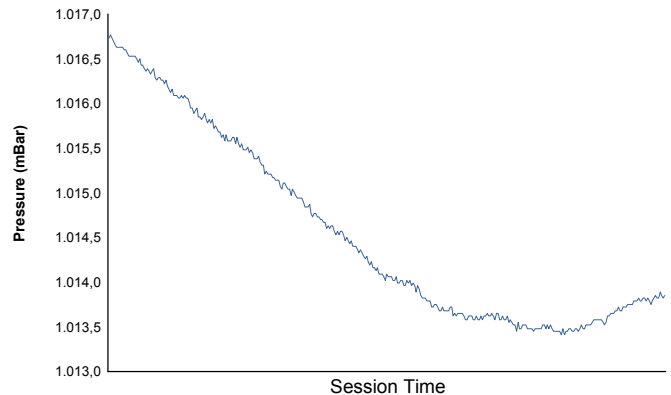
Track Temperature



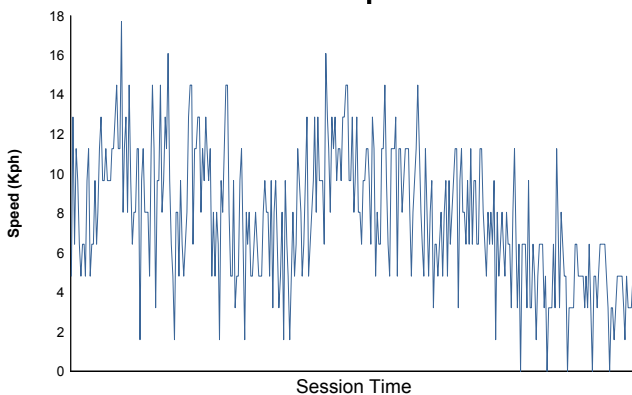
Humidity



Pressure

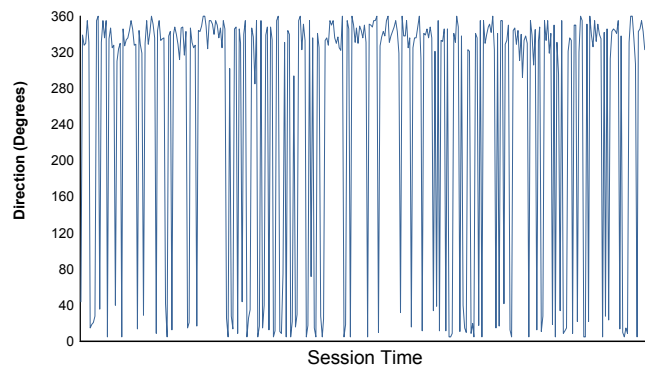


Wind Speed



Wind direction

North = 0°/360° Est = 90° South = 180° West = 270°



Track Status:

DRY