

**ILMC**  
**6 HOURS OF ZHUHAI**  
 Warm Up  
 Provisional Classification

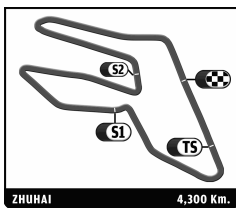
Nr.	Team	Drivers	Car	Cl	Ty	Time	Lap	Total	Gap	Kph
1	7 Peugeot Sport Total	S. Bourdais / A. Davidson	Peugeot 908	LM P1	M	<b>1:23.133</b>	5	11	-	186.2
2	2 Audi Sport Team Joest	T. Kristensen / A. McNish	Audi R18 TDI	LM P1	M	<b>1:23.513</b>	10	13	+0.380	185.4
3	1 Audi Sport Team Joest	T. Bernhard / M. Fassler	Audi R18 TDI	LM P1	M	<b>1:24.201</b>	12	14	+1.068	183.8
4	8 Peugeot Sport Total	F. Montagny / S. Sarrazin	Peugeot 908	LM P1	M	<b>1:24.935</b>	9	10	+1.802	182.3
5	12 Rebellion Racing	N. Jani / N. Prost	Lola B10/60 Coupé - Toyota	LM P1	M	<b>1:25.914</b>	4	13	+2.781	180.2
6	007 Aston Martin Racing	A. Meyrick / S. Mücke / H. Primat	Lola Aston Martin	LM P1	M	<b>1:26.326</b>	5	11	+3.193	179.3
7	15 Oak Racing	M. Lahaye / G. Moreau / P. Ragues	Oak Pescarolo - Judd	LM P1	D	<b>1:27.145</b>	11	13	+4.012	177.6
8	24 Oak Racing	J. Nicolet / A. Premat / O. Pla	Oak Pescarolo - Judd	LM P1	D	<b>1:27.278</b>	4	12	+4.145	177.4
9	26 Signatech Nissan	F. Mailloux / L. Ordofiez / J. Vernay	Oreca 03 - Nissan	LM P2	D	<b>1:29.972</b>	10	11	+6.839	172.1
10	23 Tokai Univ Ygk Power	M. Shogo / Y. Naoki	Courage-Oreca LC70	LM P1	Y	<b>1:32.259</b>	9	10	+9.126	167.8
11	35 Oak Racing	P. Lafargue / F. Da Rocha	Oak Pescarolo - Judd	LM P2	D	<b>1:34.506</b>	5	12	+11.373	163.8
12	55 BMW Motorsport	A. Farfus / J. Müller	BMW M3	LM GTE Pro	D	<b>1:35.457</b>	11	12	+12.324	162.2
13	59 Luxury Racing	S. Ortelli / F. Makowiecki	Ferrari F458 Italia	LM GTE Pro	M	<b>1:35.564</b>	10	12	+12.431	162.0
14	56 BMW Motorsport	A. Priaux / U. Alzen	BMW M3	LM GTE Pro	D	<b>1:35.708</b>	3	12	+12.575	161.7
15	51 AF Corse	G. Fisichella / G. Bruni	Ferrari F458 Italia	LM GTE Pro	M	<b>1:35.970</b>	11	12	+12.837	161.3
16	98 Audi Sport C Racing	E. Mortara / D. O'Young / A. Imperatori	Audi R8 LMS	GTC	M	<b>1:36.298</b>	5	12	+13.165	160.8
17	58 Luxury Racing	A. Beltoise / D. Farnbacher / R. Firman	Ferrari F458 Italia	LM GTE Pro	M	<b>1:37.013</b>	5	9	+13.880	159.6
18	94 Hitotsuyama Racing	A. Tsuzuki / M. Kim / C. Van Dam	Audi R8 LMS	GTC	Y	<b>1:37.157</b>	3	8	+14.024	159.3
19	96 Team AMG	C. Cheng / L. Arnold / M. Häkkinen	Mercedes SLS AMG GT3	GTC	M	<b>1:37.221</b>	4	10	+14.088	159.2
20	50 Larbre Competition	P. Bornhauser / J. Canal / O. Beretta	Corvette C6-ZR1	LM GTE Am	M	<b>1:37.244</b>	5	11	+14.111	159.2
21	62 CRS Racing	P. Ehret / T. Mullen / R. Wills	Ferrari F430	LM GTE Am	M	<b>1:37.288</b>	4	11	+14.155	159.1
22	65 Lotus Jetalliance	J. Rossiter / J. Mowlam / D. Heinemeier	Lotus Evora	LM GTE Pro	M	<b>1:37.382</b>	7	8	+14.249	159.0
23	63 Proton Competition	R. Lietz / C. Ried / G. Roda	Porsche 911 RSR (997)	LM GTE Am	M	<b>1:37.713</b>	7	8	+14.580	158.4
24	57 Krohn Racing	T. Krohn / N. Jönsson / M. Rugolo	Ferrari F430	LM GTE Am	D	<b>1:38.648</b>	8	10	+15.515	156.9
25	97 Audi Race Experience	F. Gruber / J. Lee / H. Tak Mak	Audi R8 LMS	GTC	M	<b>1:39.689</b>	5	7	+16.556	155.3
26	60 Gulf AMR Middle East	F. Giroix / R. Goethe	Aston Martin Vantage	LM GTE Am	D	<b>1:40.076</b>	3	10	+16.943	154.7
27	90 Ptrs Racing	W. Chen / Z. Shanqj	Formula Le Mans - Oreca - 09	FLM	M	<b>1:40.350</b>	6	7	+17.217	154.3
28	64 Lotus Jetalliance	O. Slingerland / M. Rich / R. Rasmussen	Lotus Evora	LM GTE Pro	M	<b>1:44.466</b>	5	11	+21.333	148.2
29	61 AF Corse	M. Cioci / P. Ma	Ferrari F430	LM GTE Am	M					

<b>Fastest Lap</b>	Lap 5	Sebastien Bourdais	<b>1:23.133</b>	186.2 Kph
--------------------	-------	--------------------	-----------------	-----------

Published at: .....

Track Status: **DRY**

<b>Race Director:</b>	<b>Timekeeper:</b>
-----------------------	--------------------



**ILMC**  
**6 HOURS OF ZHUHAI**  
 Warm Up  
 Provisional Classification by Class

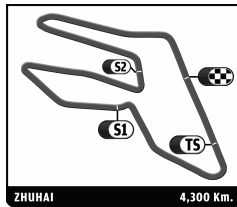
Nr.	Team	Drivers	Car	Ty	Time	Lap	Total	Gap	Kph
<b>LM P1</b>									
1	7 Peugeot Sport Total	S. Bourdais / A. Davidson	Peugeot 908	M	<b>1:23.133</b>	5	11		<b>186.2</b>
2	2 Audi Sport Team Joest	T. Kristensen / A. McNish	Audi R18 TDI	M	<b>1:23.513</b>	10	13	+0.380	+0.380 <b>185.4</b>
3	1 Audi Sport Team Joest	T. Bernhard / M. Fässler	Audi R18 TDI	M	<b>1:24.201</b>	12	14	+1.068	+0.688 <b>183.8</b>
4	8 Peugeot Sport Total	F. Montagny / S. Sarrazin	Peugeot 908	M	<b>1:24.935</b>	9	10	+1.802	+0.734 <b>182.3</b>
5	12 Rebellion Racing	N. Jani / N. Prost	Lola B10/60 Coupé - Toyota	M	<b>1:25.914</b>	4	13	+2.781	+0.979 <b>180.2</b>
6	007 Aston Martin Racing	A. Meyrick / S. Mücke / H. Primat	Lola Aston Martin	M	<b>1:26.326</b>	5	11	+3.193	+0.412 <b>179.3</b>
7	15 Oak Racing	M. Lahaye / G. Moreau / P. Ragues	Oak Pescarolo - Judd	D	<b>1:27.145</b>	11	13	+4.012	+0.819 <b>177.6</b>
8	24 Oak Racing	J. Nicollet / A. Premat / O. Pla	Oak Pescarolo - Judd	D	<b>1:27.278</b>	4	12	+4.145	+0.133 <b>177.4</b>
9	23 Tokai Univ Ygk Power	M. Shogo / Y. Naoki	Courage-Oreca LC70	Y	<b>1:32.259</b>	9	10	+9.126	+4.981 <b>167.8</b>
<b>LM P2</b>									
1	26 Signatech Nissan	F. Maillieux / L. Ordóñez / J. Vernay	Oreca 03 - Nissan	D	<b>1:29.972</b>	10	11		<b>172.1</b>
2	35 Oak Racing	P. Lafargue / F. Da Rocha	Oak Pescarolo - Judd	D	<b>1:34.506</b>	5	12	+4.534	+4.534 <b>163.8</b>
<b>LM GTE Pro</b>									
1	55 BMW Motorsport	A. Farfus / J. Müller	BMW M3	D	<b>1:35.457</b>	11	12		<b>162.2</b>
2	59 Luxury Racing	S. Ortelli / F. Makowiecki	Ferrari F458 Italia	M	<b>1:35.564</b>	10	12	+0.107	+0.107 <b>162.0</b>
3	56 BMW Motorsport	A. Priaulx / U. Alzen	BMW M3	D	<b>1:35.708</b>	3	12	+0.251	+0.144 <b>161.7</b>
4	51 AF Corse	G. Fisichella / G. Bruni	Ferrari F458 Italia	M	<b>1:35.970</b>	11	12	+0.513	+0.262 <b>161.3</b>
5	58 Luxury Racing	A. Beltoise / D. Farnbacher / R. Firman	Ferrari F458 Italia	M	<b>1:37.013</b>	5	9	+1.556	+1.043 <b>159.6</b>
6	65 Lotus Jetalliance	J. Rossiter / J. Mowlam / D. Heinemeier	Lotus Evora	M	<b>1:37.382</b>	7	8	+1.925	+0.369 <b>159.0</b>
7	64 Lotus Jetalliance	O. Slingerland / M. Rich / R. Rasmussen	Lotus Evora	M	<b>1:44.466</b>	5	11	+9.009	+7.084 <b>148.2</b>
<b>LM GTE Am</b>									
1	50 Larbre Competition	P. Bornhauser / J. Canal / O. Beretta	Corvette C6-ZR1	M	<b>1:37.244</b>	5	11		<b>159.2</b>
2	62 CRS Racing	P. Ehret / T. Mullen / R. Wills	Ferrari F430	M	<b>1:37.288</b>	4	11	+0.044	+0.044 <b>159.1</b>
3	63 Proton Competition	R. Lietz / C. Ried / G. Roda	Porsche 911 RSR (997)	M	<b>1:37.713</b>	7	8	+0.469	+0.425 <b>158.4</b>
4	57 Krohn Racing	T. Krohn / N. Jönsson / M. Rugolo	Ferrari F430	D	<b>1:38.648</b>	8	10	+1.404	+0.935 <b>156.9</b>
5	60 Gulf AMR Middle East	F. Giroix / R. Goethe	Aston Martin Vantage	D	<b>1:40.076</b>	3	10	+2.832	+1.428 <b>154.7</b>
6	61 AF Corse	M. Cioci / P. Ma	Ferrari F430	M					
<b>FLM</b>									
1	90 Ptrs Racing	W. Chen / Z. Shanqi	Formula Le Mans - Oreca - 09	M	<b>1:40.350</b>	6	7		<b>154.3</b>
<b>GTC</b>									
1	98 Audi Sport C Racing	E. Mortara / D. O'Young / A. Imperatori	Audi R8 LMS	M	<b>1:36.298</b>	5	12		<b>160.8</b>
2	94 Hitotsuyama Racing	A. Tsuzuki / M. Kim / C. Van Dam	Audi R8 LMS	Y	<b>1:37.157</b>	3	8	+0.859	+0.859 <b>159.3</b>
3	96 Team AMG	C. Cheng / L. Arnold / M. Häkkinen	Mercedes SLS AMG GT3	M	<b>1:37.221</b>	4	10	+0.923	+0.064 <b>159.2</b>
4	97 Audi Race Experience	F. Gruber / J. Lee / H. Tak Mak	Audi R8 LMS	M	<b>1:39.689</b>	5	7	+3.391	+2.468 <b>155.3</b>

Published at: .....

Track Status:

**DRY**

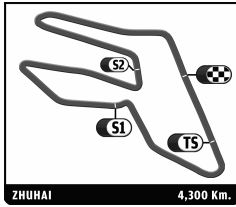
Race Director:	Timekeeper:
----------------	-------------



**ILMC**  
**6 HOURS OF ZHUHAI**  
 Warm Up

Provisional Classification by Driver Fastest Lap

Nr	Team	Car	Class	Driver	Time	Lap	Total	Gap	Kph		
1	7	Peugeot Sport Total	Peugeot 908	LM P1	Sebastien Bourdais	1:23.133	5	11		186.2	
2	2	Audi Sport Team Joest	Audi R18 TDI	LM P1	Allan McNish	1:23.513	4	7	0.380	0.380	185.4
3	1	Audi Sport Team Joest	Audi R18 TDI	LM P1	Timo Bernhard	1:24.201	5	7	1.068	0.688	183.8
4	2	Audi Sport Team Joest	Audi R18 TDI	LM P1	Tom Kristensen	1:24.714	4	6	1.581	0.513	182.7
5	8	Peugeot Sport Total	Peugeot 908	LM P1	Franck Montagny	1:24.935	9	10	1.802	0.221	182.3
6	1	Audi Sport Team Joest	Audi R18 TDI	LM P1	Marcel Fässler	1:25.175	5	7	2.042	0.240	181.7
7	12	Rebellion Racing	Lola B10/60 Coupé - Toyota	LM P1	Nicolas Prost	1:25.914	4	8	2.781	0.739	180.2
8	007	Aston Martin Racing	Lola Aston Martin	LM P1	Andy Meyrick	1:26.326	5	11	3.193	0.412	179.3
9	12	Rebellion Racing	Lola B10/60 Coupé - Toyota	LM P1	Neel Jani	1:26.464	5	5	3.331	0.138	179.0
10	15	Oak Racing	Oak Pescarolo - Judd	LM P1	Pierre Ragues	1:27.145	6	8	4.012	0.681	177.6
11	15	Oak Racing	Oak Pescarolo - Judd	LM P1	Guillaume Moreau	1:27.181	3	5	4.048	0.036	177.6
12	24	Oak Racing	Oak Pescarolo - Judd	LM P1	Alexandre Premat	1:27.278	4	7	4.145	0.097	177.4
13	24	Oak Racing	Oak Pescarolo - Judd	LM P1	Jacques Nicolet	1:29.369	5	5	6.236	2.091	173.2
14	26	Signatech Nissan	Oreca 03 - Nissan	LM P2	Jean-Karl Vernay	1:29.972	6	7	6.839	0.603	172.1
15	23	Tokai Univ Ygk Power	Courage-Oreca LC70	LM P1	Yokomizo Naoki	1:32.259	4	5	9.126	2.287	167.8
16	23	Tokai Univ Ygk Power	Courage-Oreca LC70	LM P1	Mitsuyama Shogo	1:32.429	4	5	9.296	0.170	167.5
17	35	Oak Racing	Oak Pescarolo - Judd	LM P2	Frederic Da Rocha	1:34.506	5	12	11.373	2.077	163.8
18	55	BMW Motorsport	BMW M3	LM GTE Pro	Jörg Müller	1:35.457	4	5	12.324	0.951	162.2
19	59	Luxury Racing	Ferrari F458 Italia	LM GTE Pro	Frederic Makowiecki	1:35.564	3	5	12.431	0.107	162.0
20	56	BMW Motorsport	BMW M3	LM GTE Pro	Uwe Alzen	1:35.708	3	6	12.575	0.144	161.7
21	56	BMW Motorsport	BMW M3	LM GTE Pro	Andy Priaux	1:35.796	4	6	12.663	0.088	161.6
22	51	AF Corse	Ferrari F458 Italia	LM GTE Pro	Gianmaria Bruni	1:35.970	3	4	12.837	0.174	161.3
23	55	BMW Motorsport	BMW M3	LM GTE Pro	Augusto Farfus	1:36.009	4	7	12.876	0.039	161.2
24	59	Luxury Racing	Ferrari F458 Italia	LM GTE Pro	Stephane Ortelli	1:36.276	6	7	13.143	0.267	160.8
25	51	AF Corse	Ferrari F458 Italia	LM GTE Pro	Giancarlo Fisichella	1:36.295	7	8	13.162	0.019	160.8
26	98	Audi Sport C Racing	Audi R8 LMS	GTC	Alexandre Imperatori	1:36.298	5	12	13.165	0.003	160.8
27	58	Luxury Racing	Ferrari F458 Italia	LM GTE Pro	Ralph Firman	1:37.013	5	9	13.880	0.715	159.6
28	94	Hitotsuyama Racing	Audi R8 LMS	GTC	Carlo Van Dam	1:37.157	3	4	14.024	0.144	159.3
29	96	Team AMG	Mercedes SLS AMG GT3	GTC	Lance David Arnold	1:37.221	4	5	14.088	0.064	159.2
30	50	Larbre Competition	Corvette C6-ZR1	LM GTE Am	Olivier Beretta	1:37.244	5	6	14.111	0.023	159.2
31	62	CRS Racing	Ferrari F430	LM GTE Am	Pierre Ehret	1:37.288	4	5	14.155	0.044	159.1
32	96	Team AMG	Mercedes SLS AMG GT3	GTC	Mika Häkkinen	1:37.315	3	3	14.182	0.027	159.1
33	65	Lotus Jetalliance	Lotus Evora	LM GTE Pro	Johnny Mowlem	1:37.382	7	8	14.249	0.067	159.0
34	63	Proton Competition	Porsche 911 RSR (997)	LM GTE Am	Christian Ried	1:37.713	7	8	14.580	0.331	158.4
35	62	CRS Racing	Ferrari F430	LM GTE Am	Roger Wills	1:37.839	6	6	14.706	0.126	158.2
36	50	Larbre Competition	Corvette C6-ZR1	LM GTE Am	Patrick Bornhauser	1:38.312	5	5	15.179	0.473	157.5
37	57	Krohn Racing	Ferrari F430	LM GTE Am	Tracy Krohn	1:38.648	8	10	15.515	0.336	156.9
38	97	Audi Race Experience	Audi R8 LMS	GTC	Jeffrey Lee	1:39.689	5	6	16.556	1.041	155.3
39	60	Gulf AMR Middle East	Aston Martin Vantage	LM GTE Am	Fabien Giroix	1:40.076	3	4	16.943	0.387	154.7
40	90	Pirrs Racing	Formula Le Mans - Oreca - 09	FLM	Zhang Shanqi	1:40.350	2	3	17.217	0.274	154.3
41	60	Gulf AMR Middle East	Aston Martin Vantage	LM GTE Am	Roald Goethe	1:42.211	6	6	19.078	1.861	151.5
42	90	Pirrs Racing	Formula Le Mans - Oreca - 09	FLM	Wei Liang Chen	1:43.299	2	4	20.166	1.088	149.9
43	64	Lotus Jetalliance	Lotus Evora	LM GTE Pro	Oskar Slingerland	1:44.466	5	11	21.333	1.167	148.2
44	58	Luxury Racing	Ferrari F458 Italia	LM GTE Pro	Dominik Farnbacher						
45	58	Luxury Racing	Ferrari F458 Italia	LM GTE Pro	Anthony Beltoise						
46	35	Oak Racing	Oak Pescarolo - Judd	LM P2	Patrice Lafargue						
47	64	Lotus Jetalliance	Lotus Evora	LM GTE Pro	Martin Rich						
48	65	Lotus Jetalliance	Lotus Evora	LM GTE Pro	David Heinemeier						
49	65	Lotus Jetalliance	Lotus Evora	LM GTE Pro	James Rossiter						
50	64	Lotus Jetalliance	Lotus Evora	LM GTE Pro	Rene Rasmussen						
51	26	Signatech Nissan	Oreca 03 - Nissan	LM P2	Lucas Ordoñez		2				
52	7	Peugeot Sport Total	Peugeot 908	LM P1	Anthony Davidson						
53	007	Aston Martin Racing	Lola Aston Martin	LM P1	Harold Primat						
54	007	Aston Martin Racing	Lola Aston Martin	LM P1	Stefan Mücke						
55	8	Peugeot Sport Total	Peugeot 908	LM P1	Stephane Sarrazin						
56	26	Signatech Nissan	Oreca 03 - Nissan	LM P2	Franck Mailleux		2				
57	24	Oak Racing	Oak Pescarolo - Judd	LM P1	Olivier Pla						
58	15	Oak Racing	Oak Pescarolo - Judd	LM P1	Mathieu Lahaye						
59	96	Team AMG	Mercedes SLS AMG GT3	GTC	Congfu Cheng		2				
60	94	Hitotsuyama Racing	Audi R8 LMS	GTC	Michael Kim		2				
61	94	Hitotsuyama Racing	Audi R8 LMS	GTC	Akihiro Tsuzuki		2				
62	97	Audi Race Experience	Audi R8 LMS	GTC	Florian Gruber						
63	98	Audi Sport C Racing	Audi R8 LMS	GTC	Darryl O'Young						
64	98	Audi Sport C Racing	Audi R8 LMS	GTC	Edoardo Mortara						
65	97	Audi Race Experience	Audi R8 LMS	GTC	Hing Tak Mak		1				
66	63	Proton Competition	Porsche 911 RSR (997)	LM GTE Am	Gianluca Roda						
67	57	Krohn Racing	Ferrari F430	LM GTE Am	Michele Rugolo						
68	57	Krohn Racing	Ferrari F430	LM GTE Am	Niclas Jönsson						



**ILMC**  
**6 HOURS OF ZHUHAI**  
Warm Up

Provisional Classification by Driver Fastest Lap

Nr	Team	Car	Class	Driver	Time	Lap	Total	Gap	Kph
69	50 Larbre Competition	Corvette C6-ZR1	LM GTE Am	Julien Canal					
70	61 AF Corse	Ferrari F430	LM GTE Am	Marco Cioci					
71	63 Proton Competition	Porsche 911 RSR (997)	LM GTE Am	Richard Lietz					
72	62 CRS Racing	Ferrari F430	LM GTE Am	Tim Mullen					
73	61 AF Corse	Ferrari F430	LM GTE Am	Philip Ma					

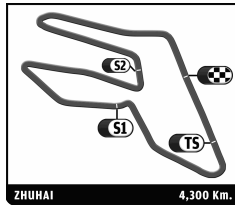
Published at: .....

Track Status:

**DRY**

**Race Director:**

**Timekeeper:**



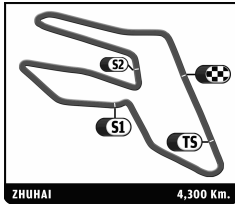
## ILMC

### 6 HOURS OF ZHUHAI

After Warm Up

### Provisional Classification by Driver Fastest Lap

Nr	Team	Car	Class	Driver	Time	Laps	Gap	Kph	Session
1	7 Peugeot Sport Total	Peugeot 908	LM P1	Anthony Davidson	1:21.769	67		189.3	Qualifying Practice
2	8 Peugeot Sport Total	Peugeot 908	LM P1	Stephane Sarrazin	1:21.844	79	0.075	189.1	Qualifying Practice
3	2 Audi Sport Team Joest	Audi R18 TDI	LM P1	Tom Kristensen	1:22.038	79	0.269	188.7	Qualifying Practice
4	7 Peugeot Sport Total	Peugeot 908	LM P1	Sebastien Bourdais	1:22.495	73	0.726	187.6	Free Practice 1
5	1 Audi Sport Team Joest	Audi R18 TDI	LM P1	Marcel Fässler	1:22.538	76	0.769	187.5	Qualifying Practice
6	8 Peugeot Sport Total	Peugeot 908	LM P1	Franck Montagny	1:23.321	45	1.552	185.8	Free Practice 2
7	2 Audi Sport Team Joest	Audi R18 TDI	LM P1	Allan McNish	1:23.364	61	1.595	185.7	Free Practice 3
8	1 Audi Sport Team Joest	Audi R18 TDI	LM P1	Timo Bernhard	1:23.787	63	2.018	184.8	Free Practice 3
9	12 Rebellion Racing	Lola B10/60 Coupé - Toyota	LM P1	Neel Jani	1:23.931	57	2.162	184.4	Qualifying Practice
10	24 Oak Racing	Oak Pescarolo - Judd	LM P1	Olivier Pla	1:24.684	43	2.915	182.8	Qualifying Practice
11	12 Rebellion Racing	Lola B10/60 Coupé - Toyota	LM P1	Nicolas Prost	1:24.922	49	3.153	182.3	Free Practice 3
12	007 Aston Martin Racing	Lola Aston Martin	LM P1	Stefan Mücke	1:25.119	39	3.350	181.9	Qualifying Practice
13	15 Oak Racing	Oak Pescarolo - Judd	LM P1	Mathieu Lahaye	1:25.170	42	3.401	181.8	Qualifying Practice
14	24 Oak Racing	Oak Pescarolo - Judd	LM P1	Alexandre Premat	1:25.854	33	4.085	180.3	Free Practice 3
15	15 Oak Racing	Oak Pescarolo - Judd	LM P1	Guillaume Moreau	1:25.973	36	4.204	180.1	Free Practice 1
16	007 Aston Martin Racing	Lola Aston Martin	LM P1	Andy Meyrick	1:26.326	31	4.557	179.3	Warm Up
17	15 Oak Racing	Oak Pescarolo - Judd	LM P1	Pierre Ragues	1:27.063	38	5.294	177.8	Free Practice 2
18	007 Aston Martin Racing	Lola Aston Martin	LM P1	Harold Primat	1:27.550	34	5.781	176.8	Free Practice 1
19	26 Signatech Nissan	Oreca 03 - Nissan	LM P2	Franck Mailleux	1:27.929	39	6.160	176.1	Qualifying Practice
20	24 Oak Racing	Oak Pescarolo - Judd	LM P1	Jacques Nicolet	1:28.103	41	6.334	175.7	Free Practice 2
21	26 Signatech Nissan	Oreca 03 - Nissan	LM P2	Lucas Ordoñez	1:29.937	36	8.168	172.1	Free Practice 2
22	26 Signatech Nissan	Oreca 03 - Nissan	LM P2	Jean-Karl Vernay	1:29.972	35	8.203	172.1	Warm Up
23	35 Oak Racing	Oak Pescarolo - Judd	LM P2	Patrice Lafargue	1:30.214	56	8.445	171.6	Qualifying Practice
24	23 Tokai Univ Ygk Power	Courage-Oreca LC70	LM P1	Mitsuyama Shogo	1:30.614	34	8.845	170.8	Qualifying Practice
25	23 Tokai Univ Ygk Power	Courage-Oreca LC70	LM P1	Yokomizo Naoki	1:31.959	43	10.190	168.3	Free Practice 3
26	35 Oak Racing	Oak Pescarolo - Judd	LM P2	Frederic Da Rocha	1:32.706	70	10.937	167.0	Free Practice 2
27	90 Pirts Racing	Formula Le Mans - Oreca - 09	FLM	Zhang Shanqi	1:33.783	29	12.014	165.1	Qualifying Practice
28	59 Luxury Racing	Ferrari F458 Italia	LM GTE Pro	Frederic Makowiecki	1:34.493	68	12.724	163.8	Free Practice 3
29	51 AF Corse	Ferrari F458 Italia	LM GTE Pro	Gianmaria Bruni	1:34.500	36	12.731	163.8	Free Practice 3
30	55 BMW Motorsport	BMW M3	LM GTE Pro	Jörg Müller	1:34.506	56	12.737	163.8	Qualifying Practice
31	55 BMW Motorsport	BMW M3	LM GTE Pro	Augusto Farfus	1:34.508	51	12.739	163.8	Free Practice 2
32	98 Audi Sport C Racing	Audi R8 LMS	GTC	Edoardo Mortara	1:34.777	49	13.008	163.3	Qualifying Practice
33	94 Hitotsuyama Racing	Audi R8 LMS	GTC	Carlo Van Dam	1:34.934	37	13.165	163.1	Qualifying Practice
34	56 BMW Motorsport	BMW M3	LM GTE Pro	Uwe Alzen	1:34.952	56	13.183	163.0	Free Practice 3
35	56 BMW Motorsport	BMW M3	LM GTE Pro	Andy Priaux	1:34.992	55	13.223	163.0	Qualifying Practice
36	62 CRS Racing	Ferrari F430	LM GTE Am	Tim Mullen	1:35.229	24	13.460	162.6	Qualifying Practice
37	63 Proton Competition	Porsche 911 RSR (997)	LM GTE Am	Richard Lietz	1:35.279	26	13.510	162.5	Qualifying Practice
38	96 Team AMG	Mercedes SLS AMG GT3	GTC	Mika Häkkinen	1:35.296	41	13.527	162.4	Qualifying Practice
39	90 Pirts Racing	Formula Le Mans - Oreca - 09	FLM	Wei Liang Chen	1:35.375	41	13.606	162.3	Free Practice 3
40	57 Krohn Racing	Ferrari F430	LM GTE Am	Niclas Jönsson	1:35.598	39	13.829	161.9	Qualifying Practice
41	50 Larbre Competition	Corvette C6-ZR1	LM GTE Am	Julien Canal	1:35.639	31	13.870	161.9	Qualifying Practice
42	58 Luxury Racing	Ferrari F458 Italia	LM GTE Pro	Anthony Beltoise	1:35.670	46	13.901	161.8	Free Practice 3
43	51 AF Corse	Ferrari F458 Italia	LM GTE Pro	Giancarlo Fisichella	1:35.716	75	13.947	161.7	Free Practice 2
44	96 Team AMG	Mercedes SLS AMG GT3	GTC	Lance David Arnold	1:35.788	37	14.019	161.6	Free Practice 2
45	60 Gulf AMR Middle East	Aston Martin Vantage	LM GTE Am	Fabien Giroix	1:35.884	45	14.115	161.4	Free Practice 3
46	58 Luxury Racing	Ferrari F458 Italia	LM GTE Pro	Dominik Farnbacher	1:35.959	24	14.190	161.3	Free Practice 3
47	59 Luxury Racing	Ferrari F458 Italia	LM GTE Pro	Stephane Ortelli	1:35.971	28	14.202	161.3	Free Practice 2
48	61 AF Corse	Ferrari F430	LM GTE Am	Philip Ma	1:36.111	67	14.342	161.1	Qualifying Practice
49	98 Audi Sport C Racing	Audi R8 LMS	GTC	Alexandre Imperatori	1:36.298	31	14.529	160.8	Warm Up
50	58 Luxury Racing	Ferrari F458 Italia	LM GTE Pro	Ralph Firman	1:36.315	38	14.546	160.7	Free Practice 2
51	50 Larbre Competition	Corvette C6-ZR1	LM GTE Am	Olivier Beretta	1:36.370	47	14.601	160.6	Free Practice 1
52	97 Audi Race Experience	Audi R8 LMS	GTC	Florian Gruber	1:36.417	41	14.648	160.6	Qualifying Practice
53	62 CRS Racing	Ferrari F430	LM GTE Am	Roger Wills	1:36.539	45	14.770	160.3	Free Practice 2
54	65 Lotus Jetalliance	Lotus Evora	LM GTE Pro	James Rossiter	1:36.618	28	14.849	160.2	Qualifying Practice
55	63 Proton Competition	Porsche 911 RSR (997)	LM GTE Am	Gianluca Roda	1:36.741	27	14.972	160.0	Free Practice 3
56	96 Team AMG	Mercedes SLS AMG GT3	GTC	Congfu Cheng	1:36.930	28	15.161	159.7	Free Practice 1
57	61 AF Corse	Ferrari F430	LM GTE Am	Marco Cioci	1:37.130	20	15.361	159.4	Free Practice 1



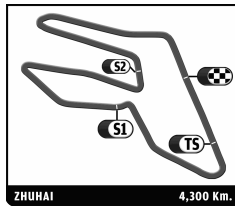
**ILMC**  
**6 HOURS OF ZHUHAI**  
 After Warm Up

Provisional Classification by Driver Fastest Lap

Nr	Team	Car	Class	Driver	Time	Laps	Gap	Kph	Session
58	62 CRS Racing	Ferrari F430	LM GTE Am	<b>Pierre Ehret</b>	1:37.288	42	15.519	159.1	Warm Up
59	63 Proton Competition	Porsche 911 RSR (997)	LM GTE Am	<b>Christian Ried</b>	1:37.322	25	15.553	159.1	Free Practice 3
60	65 Lotus Jetalliance	Lotus Evora	LM GTE Pro	<b>Johnny Mowlem</b>	1:37.382	31	15.613	159.0	Warm Up
61	50 Larbre Competition	Corvette C6-ZR1	LM GTE Am	<b>Patrick Bornhauser</b>	1:37.428	29	15.659	158.9	Free Practice 2
62	57 Krohn Racing	Ferrari F430	LM GTE Am	<b>Michele Rugolo</b>	1:37.539	10	15.770	158.7	Free Practice 3
63	98 Audi Sport C Racing	Audi R8 LMS	GTC	<b>Darryl O'Young</b>	1:37.616	24	15.847	158.6	Free Practice 1
64	97 Audi Race Experience	Audi R8 LMS	GTC	<b>Jeffrey Lee</b>	1:38.555	38	16.786	157.1	Free Practice 3
65	64 Lotus Jetalliance	Lotus Evora	LM GTE Pro	<b>Martin Rich</b>	1:38.622	43	16.853	157.0	Qualifying Practice
66	57 Krohn Racing	Ferrari F430	LM GTE Am	<b>Tracy Krohn</b>	1:38.648	54	16.879	156.9	Warm Up
67	65 Lotus Jetalliance	Lotus Evora	LM GTE Pro	<b>David Heinemeier</b>	1:38.867	22	17.098	156.6	Free Practice 3
68	94 Hitotsuyama Racing	Audi R8 LMS	GTC	<b>Akihiro Suzuki</b>	1:39.052	31	17.283	156.3	Free Practice 1
69	94 Hitotsuyama Racing	Audi R8 LMS	GTC	<b>Michael Kim</b>	1:39.542	37	17.773	155.5	Free Practice 3
70	60 Gulf AMR Middle East	Aston Martin Vantage	LM GTE Am	<b>Roald Goethe</b>	1:39.900	54	18.131	155.0	Free Practice 1
71	64 Lotus Jetalliance	Lotus Evora	LM GTE Pro	<b>Rene Rasmussen</b>	1:40.785	19	19.016	153.6	Free Practice 3
72	97 Audi Race Experience	Audi R8 LMS	GTC	<b>Hing Tak Mak</b>	1:41.649	25	19.880	152.3	Free Practice 1
73	64 Lotus Jetalliance	Lotus Evora	LM GTE Pro	<b>Oskar Slingerland</b>	1:42.325	36	20.556	151.3	Free Practice 2

Published at: .....

<b>Race Director:</b>	<b>Timekeeper:</b>
-----------------------	--------------------



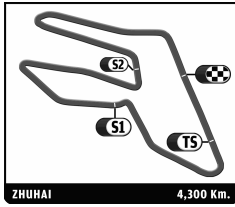
## ILMC

### 6 HOURS OF ZHUHAI

After Warm Up

### Provisional Classification by Driver And Class Fastest Lap

Nr	Team	Car	Class	Driver	Time	Laps	Gap	Kph	Session
<b>LM P1</b>									
1	7 Peugeot Sport Total	Peugeot 908	LM P1	Anthony Davidson	1:21.769	67		189.3	Qualifying Practice
2	8 Peugeot Sport Total	Peugeot 908	LM P1	Stephane Sarrazin	1:21.844	79	0.075	189.1	Qualifying Practice
3	2 Audi Sport Team Joest	Audi R18 TDI	LM P1	Tom Kristensen	1:22.038	79	0.269	188.7	Qualifying Practice
4	7 Peugeot Sport Total	Peugeot 908	LM P1	Sebastien Bourdais	1:22.495	73	0.726	187.6	Free Practice 1
5	1 Audi Sport Team Joest	Audi R18 TDI	LM P1	Marcel Fässler	1:22.538	76	0.769	187.5	Qualifying Practice
6	8 Peugeot Sport Total	Peugeot 908	LM P1	Frack Montagny	1:23.321	45	1.552	185.8	Free Practice 2
7	2 Audi Sport Team Joest	Audi R18 TDI	LM P1	Allan McNish	1:23.364	61	1.595	185.7	Free Practice 3
8	1 Audi Sport Team Joest	Audi R18 TDI	LM P1	Timo Bernhard	1:23.787	63	2.018	184.8	Free Practice 3
9	12 Rebellion Racing	Lola B10/60 Coupé - Toyota	LM P1	Neel Jani	1:23.931	57	2.162	184.4	Qualifying Practice
10	24 Oak Racing	Oak Pescarolo - Judd	LM P1	Olivier Pla	1:24.684	43	2.915	182.8	Qualifying Practice
11	12 Rebellion Racing	Lola B10/60 Coupé - Toyota	LM P1	Nicolas Prost	1:24.922	49	3.153	182.3	Free Practice 3
12	007 Aston Martin Racing	Lola Aston Martin	LM P1	Stefan Mücke	1:25.119	39	3.350	181.9	Qualifying Practice
13	15 Oak Racing	Oak Pescarolo - Judd	LM P1	Mathieu Lahaye	1:25.170	42	3.401	181.8	Qualifying Practice
14	24 Oak Racing	Oak Pescarolo - Judd	LM P1	Alexandre Premat	1:25.854	33	4.085	180.3	Free Practice 3
15	15 Oak Racing	Oak Pescarolo - Judd	LM P1	Guillaume Moreau	1:25.973	36	4.204	180.1	Free Practice 1
16	007 Aston Martin Racing	Lola Aston Martin	LM P1	Andy Meyrick	1:26.326	31	4.557	179.3	Warm Up
17	15 Oak Racing	Oak Pescarolo - Judd	LM P1	Pierre Ragues	1:27.063	38	5.294	177.8	Free Practice 2
18	007 Aston Martin Racing	Lola Aston Martin	LM P1	Harold Primat	1:27.550	34	5.781	176.8	Free Practice 1
19	24 Oak Racing	Oak Pescarolo - Judd	LM P1	Jacques Nicolet	1:28.103	41	6.334	175.7	Free Practice 2
20	23 Tokai Univ Ygk Power	Courage-Oreca LC70	LM P1	Mitsuyama Shogo	1:30.614	34	8.845	170.8	Qualifying Practice
21	23 Tokai Univ Ygk Power	Courage-Oreca LC70	LM P1	Yokomizo Naoki	1:31.959	43	10.190	168.3	Free Practice 3
<b>LM P2</b>									
1	26 Signatech Nissan	Oreca 03 - Nissan	LM P2	Franck Mailleux	1:27.929	39		176.1	Qualifying Practice
2	26 Signatech Nissan	Oreca 03 - Nissan	LM P2	Lucas Ordoñez	1:29.937	36	2.008	172.1	Free Practice 2
3	26 Signatech Nissan	Oreca 03 - Nissan	LM P2	Jean-Karl Vernay	1:29.972	35	2.043	172.1	Warm Up
4	35 Oak Racing	Oak Pescarolo - Judd	LM P2	Patrice Lafargue	1:30.214	56	2.285	171.6	Qualifying Practice
5	35 Oak Racing	Oak Pescarolo - Judd	LM P2	Frederic Da Rocha	1:32.706	70	4.777	167.0	Free Practice 2
<b>LM GTE Pro</b>									
1	59 Luxury Racing	Ferrari F458 Italia	LM GTE Pro	Frederic Makowiecki	1:34.493	68		163.8	Free Practice 3
2	51 AF Corse	Ferrari F458 Italia	LM GTE Pro	Gianmaria Bruni	1:34.500	36	0.007	163.8	Free Practice 3
3	55 BMW Motorsport	BMW M3	LM GTE Pro	Jörg Müller	1:34.506	56	0.013	163.8	Qualifying Practice
4	55 BMW Motorsport	BMW M3	LM GTE Pro	Augusto Farfus	1:34.508	51	0.015	163.8	Free Practice 2
5	56 BMW Motorsport	BMW M3	LM GTE Pro	Uwe Alzen	1:34.952	56	0.459	163.0	Free Practice 3
6	56 BMW Motorsport	BMW M3	LM GTE Pro	Andy Priaux	1:34.992	55	0.499	163.0	Qualifying Practice
7	58 Luxury Racing	Ferrari F458 Italia	LM GTE Pro	Anthony Beltoise	1:35.670	46	1.177	161.8	Free Practice 3
8	51 AF Corse	Ferrari F458 Italia	LM GTE Pro	Giancarlo Fisichella	1:35.716	75	1.223	161.7	Free Practice 2
9	58 Luxury Racing	Ferrari F458 Italia	LM GTE Pro	Dominik Farnbacher	1:35.959	24	1.466	161.3	Free Practice 3
10	59 Luxury Racing	Ferrari F458 Italia	LM GTE Pro	Stephane Ortelli	1:35.971	28	1.478	161.3	Free Practice 2
11	58 Luxury Racing	Ferrari F458 Italia	LM GTE Pro	Ralph Firman	1:36.315	38	1.822	160.7	Free Practice 2
12	65 Lotus Jetalliance	Lotus Evora	LM GTE Pro	James Rossiter	1:36.618	28	2.125	160.2	Qualifying Practice
13	65 Lotus Jetalliance	Lotus Evora	LM GTE Pro	Johnny Mowlem	1:37.382	31	2.889	159.0	Warm Up
14	64 Lotus Jetalliance	Lotus Evora	LM GTE Pro	Martin Rich	1:38.622	43	4.129	157.0	Qualifying Practice
15	65 Lotus Jetalliance	Lotus Evora	LM GTE Pro	David Heinemeier	1:38.867	22	4.374	156.6	Free Practice 3
16	64 Lotus Jetalliance	Lotus Evora	LM GTE Pro	Rene Rasmussen	1:40.785	19	6.292	153.6	Free Practice 3
17	64 Lotus Jetalliance	Lotus Evora	LM GTE Pro	Oskar Slingerland	1:42.325	36	7.832	151.3	Free Practice 2
<b>LM GTE Am</b>									
1	62 CRS Racing	Ferrari F430	LM GTE Am	Tim Mullen	1:35.229	24		162.6	Qualifying Practice
2	63 Proton Competition	Porsche 911 RSR (997)	LM GTE Am	Richard Lietz	1:35.279	26	0.050	162.5	Qualifying Practice
3	57 Krohn Racing	Ferrari F430	LM GTE Am	Niclas Jönsson	1:35.598	39	0.369	161.9	Qualifying Practice
4	50 Larbre Competition	Corvette C6-ZR1	LM GTE Am	Julian Canal	1:35.639	31	0.410	161.9	Qualifying Practice
5	60 Gulf AMR Middle East	Aston Martin Vantage	LM GTE Am	Fabien Giroix	1:35.884	45	0.655	161.4	Free Practice 3
6	61 AF Corse	Ferrari F430	LM GTE Am	Philip Ma	1:36.111	67	0.882	161.1	Qualifying Practice
7	50 Larbre Competition	Corvette C6-ZR1	LM GTE Am	Olivier Beretta	1:36.370	47	1.141	160.6	Free Practice 1
8	62 CRS Racing	Ferrari F430	LM GTE Am	Roger Wills	1:36.539	45	1.310	160.3	Free Practice 2
9	63 Proton Competition	Porsche 911 RSR (997)	LM GTE Am	Gianluca Roda	1:36.741	27	1.512	160.0	Free Practice 3
10	61 AF Corse	Ferrari F430	LM GTE Am	Marco Cioci	1:37.130	20	1.901	159.4	Free Practice 1
11	62 CRS Racing	Ferrari F430	LM GTE Am	Pierre Ehret	1:37.288	42	2.059	159.1	Warm Up
12	63 Proton Competition	Porsche 911 RSR (997)	LM GTE Am	Christian Ried	1:37.322	25	2.093	159.1	Free Practice 3
13	50 Larbre Competition	Corvette C6-ZR1	LM GTE Am	Patrick Bornhauser	1:37.428	29	2.199	158.9	Free Practice 2



**ILMC**  
**6 HOURS OF ZHUHAI**  
 After Warm Up

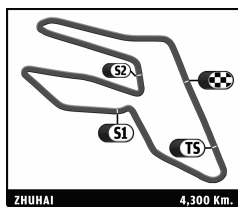
Provisional Classification by Driver And Class Fastest Lap

Nr	Team	Car	Class	Driver	Time	Laps	Gap	Kph	Session
14	57 Krohn Racing	Ferrari F430	LM GTE Am	<b>Michele Rugolo</b>	1:37.539	10	2.310	158.7	<b>Free Practice 3</b>
15	57 Krohn Racing	Ferrari F430	LM GTE Am	<b>Tracy Krohn</b>	1:38.648	54	3.419	156.9	<b>Warm Up</b>
16	60 Gulf AMR Middle East	Aston Martin Vantage	LM GTE Am	<b>Roald Goethe</b>	1:39.900	54	4.671	155.0	<b>Free Practice 1</b>
<b>FLM</b>									
1	90 Pirs Racing	Formula Le Mans - Oreca - 09	FLM	<b>Zhang Shanqi</b>	1:33.783	29		165.1	<b>Qualifying Practice</b>
2	90 Pirs Racing	Formula Le Mans - Oreca - 09	FLM	<b>Wei Liang Chen</b>	1:35.375	41	1.592	162.3	<b>Free Practice 3</b>
<b>GTC</b>									
1	98 Audi Sport C Racing	Audi R8 LMS	GTC	<b>Edoardo Mortara</b>	1:34.777	49		163.3	<b>Qualifying Practice</b>
2	94 Hitotsuyama Racing	Audi R8 LMS	GTC	<b>Carlo Van Dam</b>	1:34.934	37	0.157	163.1	<b>Qualifying Practice</b>
3	96 Team AMG	Mercedes SLS AMG GT3	GTC	<b>Mika Häkkinen</b>	1:35.296	41	0.519	162.4	<b>Qualifying Practice</b>
4	96 Team AMG	Mercedes SLS AMG GT3	GTC	<b>Lance David Arnold</b>	1:35.788	37	1.011	161.6	<b>Free Practice 2</b>
5	98 Audi Sport C Racing	Audi R8 LMS	GTC	<b>Alexandre Imperatori</b>	1:36.298	31	1.521	160.8	<b>Warm Up</b>
6	97 Audi Race Experience	Audi R8 LMS	GTC	<b>Florian Gruber</b>	1:36.417	41	1.640	160.6	<b>Qualifying Practice</b>
7	96 Team AMG	Mercedes SLS AMG GT3	GTC	<b>Congfu Cheng</b>	1:36.930	28	2.153	159.7	<b>Free Practice 1</b>
8	98 Audi Sport C Racing	Audi R8 LMS	GTC	<b>Darryl O'Young</b>	1:37.616	24	2.839	158.6	<b>Free Practice 1</b>
9	97 Audi Race Experience	Audi R8 LMS	GTC	<b>Jeffrey Lee</b>	1:38.555	38	3.778	157.1	<b>Free Practice 3</b>
10	94 Hitotsuyama Racing	Audi R8 LMS	GTC	<b>Akihiro Tsuzuki</b>	1:39.052	31	4.275	156.3	<b>Free Practice 1</b>
11	94 Hitotsuyama Racing	Audi R8 LMS	GTC	<b>Michael Kim</b>	1:39.542	37	4.765	155.5	<b>Free Practice 3</b>
12	97 Audi Race Experience	Audi R8 LMS	GTC	<b>Hing Tak Mak</b>	1:41.649	25	6.872	152.3	<b>Free Practice 1</b>

Published at: .....

<b>Race Director:</b>	<b>Timekeeper:</b>
-----------------------	--------------------

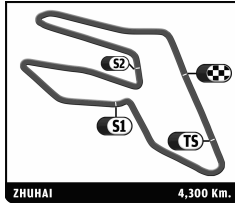




**ILMC**  
**6 HOURS OF ZHUHAI**  
 Warm Up

**Best Sector Times**

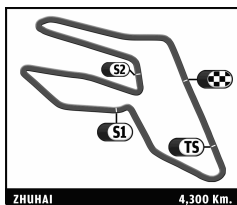
SECTOR 1			SECTOR 2		SECTOR 3		Pos	Team	Ideal Lap	Best Lap
Pos	Driver	Time	Driver	Time	Driver	Time				
1	7 S.Bourdais	26.831	2 A.McNish	26.802	7 S.Bourdais	29.469	1	7 Peugeot Sport Total	1'23.133	1:23.133 (1)
2	2 A.McNish	27.020	7 S.Bourdais	26.833	2 A.McNish	29.676	2	2 Audi Sport Team Joest	1'23.498	1:23.513 (2)
3	1 M.Fässler	27.099	1 T.Bernhard	27.026	8 F.Montagny	29.911	3	1 Audi Sport Team Joest	1'24.072	1:24.201 (3)
4	8 F.Montagny	27.203	8 F.Montagny	27.137	1 T.Bernhard	29.947	4	8 Peugeot Sport Total	1'24.251	1:24.935 (4)
5	007 A.Meyrick	27.874	12 N.Prost	27.398	12 N.Prost	30.581	5	12 Rebellion Racing	1'25.882	1:25.914 (5)
6	15 P.Ragues	27.903	007 A.Meyrick	27.611	007 A.Meyrick	30.841	6	007 Aston Martin Racing	1'26.326	1:26.326 (6)
7	12 N.Jani	27.903	15 P.Ragues	27.811	15 P.Ragues	30.913	7	15 Oak Racing	1'26.627	1:27.145 (7)
8	24 A.Premat	28.197	24 A.Premat	27.916	24 A.Premat	31.048	8	24 Oak Racing	1'27.161	1:27.278 (8)
9	26 J.Vernay	29.016	26 J.Vernay	28.791	26 J.Vernay	31.956	9	26 Signatech Nissan	1'29.763	1:29.972 (9)
10	23 Y.Naoki	29.905	23 Y.Naoki	29.044	23 M.Shogo	33.026	10	23 Tokai Univ Ygk Power	1'31.975	1:32.259 (10)
11	35 F.Da Rocha	30.293	35 F.Da Rocha	29.934	35 F.Da Rocha	33.641	11	35 Oak Racing	1'33.868	1:34.506 (11)
12	55 J.Müller	30.723	55 A.Farfus	30.036	56 U.Alzen	34.300	12	55 BMW Motorsport	1'35.141	1:35.457 (12)
13	56 A.Priaulx	30.751	98 A.Imperator	30.220	55 J.Müller	34.382	13	56 BMW Motorsport	1'35.284	1:35.708 (14)
14	59 F.Makowiecki	30.815	56 A.Priaulx	30.233	51 G.Fischella	34.400	14	59 Luxury Racing	1'35.493	1:35.564 (13)
15	51 G.Bruni	30.887	59 F.Makowiecki	30.241	59 F.Makowiecki	34.437	15	51 AF Corse	1'35.584	1:35.970 (15)
16	98 A.Imperator	31.086	51 G.Fischella	30.297	62 P.Ehret	34.857	16	98 Audi Sport C Racing	1'36.216	1:36.298 (16)
17	94 C.Van Dam	31.089	94 C.Van Dam	30.440	98 A.Imperator	34.910	17	94 Hitotsuyama Racing	1'36.713	1:37.157 (18)
18	65 J.Mowlem	31.163	58 R.Firman	30.547	58 R.Firman	35.083	18	62 CRS Racing	1'36.892	1:37.288 (21)
19	96 M.Häkkinen	31.334	62 P.Ehret	30.556	50 O.Beretta	35.117	19	58 Luxury Racing	1'37.002	1:37.013 (17)
20	58 R.Firman	31.372	50 O.Beretta	30.599	63 C.Ried	35.142	20	96 Team AMG	1'37.168	1:37.221 (19)
21	62 R.Wills	31.479	96 L.Arnold	30.618	65 J.Mowlem	35.152	21	50 Larbre Competition	1'37.244	1:37.244 (20)
22	63 C.Ried	31.510	63 C.Ried	30.902	94 C.Van Dam	35.184	22	65 Lotus Jettalliance	1'37.258	1:37.382 (22)
23	50 O.Beretta	31.528	65 J.Mowlem	30.943	96 M.Häkkinen	35.216	23	63 Proton Competition	1'37.554	1:37.713 (23)
24	57 T.Krohn	31.576	90 Z.Shanqi	30.953	57 T.Krohn	35.836	24	57 Krohn Racing	1'38.503	1:38.648 (24)
25	90 Z.Shanqi	31.748	57 T.Krohn	31.091	90 Z.Shanqi	36.368	25	90 Ptrs Racing	1'39.069	1:40.350 (27)
26	97 J.Lee	32.093	97 J.Lee	31.203	97 J.Lee	36.393	26	97 Audi Race Experience	1'39.689	1:39.689 (25)
27	60 F.Giroix	32.312	60 F.Giroix	31.228	60 F.Giroix	36.536	27	60 Gulf AMR Middle East	1'40.076	1:40.076 (26)
28	64 O.Slingerland	33.365	64 O.Slingerland	32.637	64 O.Slingerland	37.503	28	64 Lotus Jettalliance	1'43.505	1:44.466 (28)



**ILMC**  
**6 HOURS OF ZHUHAI**  
 Warm Up

Best Top Speeds

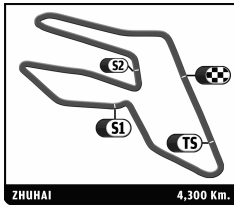
Team	Car	Class	Top Speed Driver	Top 1		Top 2		Top 3		Top 4		Top 5		Avg
				Kph	Lap	Kph	Lap	Kph	Lap	Kph	Lap	Kph	Lap	
8 Peugeot Sport Total	Peugeot 908	LM P1	F. Montagny	276.9	8	274.1	6	274.1	9	269.3	7	266.7	5	272,2
2 Audi Sport Team Joest	Audi R18 TDI	LM P1	A. McNish	276.9	13	276.9	12	276.9	11	274.8	5	274.1	8	275,9
7 Peugeot Sport Total	Peugeot 908	LM P1	S. Bourdais	275.5	9	273.4	11	269.3	8	268.0	4	267.3	6	270,7
1 Audi Sport Team Joest	Audi R18 TDI	LM P1	T. Bernhard	274.8	12	274.1	10	274.1	13	274.1	7	274.1	5	274,2
12 Rebellion Racing	Lola B10/60 Coupé - Toyota	LM P1	N. Jani	264.1	12	263.4	13	262.8	7	262.8	6	262.8	5	263,2
007 Aston Martin Racing	Lola Aston Martin	LM P1	A. Meyrick	262.1	11	259.0	3	255.9	5	252.9	6	250.6	9	256,1
15 Oak Racing	Oak Pescarolo - Judd	LM P1	P. Ragues	261.5	11	260.9	13	260.9	12	259.6	4	259.0	8	260,4
24 Oak Racing	Oak Pescarolo - Judd	LM P1	A. Premat	259.6	7	259.0	4	257.8	3	257.8	6	257.1	5	258,3
26 Signatech Nissan	Oreca 03 - Nissan	LM P2	J. Vernay	255.9	9	253.5	11	251.7	10	251.2	4	251.2	8	252,7
35 Oak Racing	Oak Pescarolo - Judd	LM P2	F. Da Rocha	248.3	5	247.7	7	247.1	10	247.1	12	246.0	3	247,2
23 Tokai Univ Ygk Power	Courage-Oreca LC70	LM P1	Y. Naoki	244.9	9	243.8	10	242.2	7	241.6	4	241.1	8	242,7
98 Audi Sport C Racing	Audi R8 LMS	GTC	A. Imperatori	243.8	7	243.2	6	241.6	9	240.0	5	238.4	8	241,4
96 Team AMG	Mercedes SLS AMG GT3	GTC	L. Arnold	243.2	4	240.5	9	239.5	10	238.4	5	231.3	3	238,6
55 BMW Motorsport	BMW M3	LM GTE Pro	J. Müller	240.5	12	237.9	6	237.4	10	236.8	11	236.3	9	237,8
59 Luxury Racing	Ferrari F458 Italia	LM GTE Pro	S. Ortelli	238.9	4	238.4	11	237.9	12	237.9	10	237.4	5	238,1
56 BMW Motorsport	BMW M3	LM GTE Pro	U. Alzen	238.9	5	238.4	12	238.4	11	237.9	10	235.8	9	237,9
94 Hitsutuyama Racing	Audi R8 LMS	GTC	C. Van Dam	238.4	4	230.8	3	222.7	6	203.8	8	196.4	2	218,4
50 Larbre Competition	Corvette C6-ZR1	LM GTE Am	P. Bornhauser	236.8	11	235.8	5	235.3	10	231.3	9	226.9	3	233,2
58 Luxury Racing	Ferrari F458 Italia	LM GTE Pro	R. Firman	236.8	6	233.8	5	233.3	8	231.8	4	212.2	3	229,6
65 Lotus Jetalliance	Lotus Evora	LM GTE Pro	J. Mowlem	235.3	8	234.8	5	234.8	7	233.8	4	233.3	6	234,4
51 AF Corse	Ferrari F458 Italia	LM GTE Pro	G. Bruni	235.3	12	234.8	10	232.3	11	231.8	8	231.3	5	233,1
63 Proton Competition	Porsche 911 RSR (997)	LM GTE Am	C. Ried	234.8	7	232.8	5	231.3	4	230.8	6	227.4	8	231,4
62 CRS Racing	Ferrari F430	LM GTE Am	P. Ehret	233.8	5	232.8	8	232.8	9	231.8	7	229.3	10	232,1
57 Krohn Racing	Ferrari F430	LM GTE Am	T. Krohn	233.8	9	233.8	8	232.8	10	232.3	4	228.3	5	232,2
90 Ptrs Racing	Formula Le Mans - Oreca - 09	FLM	Z. Shanqi	231.3	6	227.8	7	222.2	3	203.8	2	170.1	5	211,0
97 Audi Race Experience	Audi R8 LMS	GTC	J. Lee	225.0	5	218.2	4	211.8	3	207.3	2	172.5	6	207,0
64 Lotus Jetalliance	Lotus Evora	LM GTE Pro	O. Slingerland	224.1	8	222.2	7	219.1	6	210.9	9	210.5	10	217,4
60 Gulf AMR Middle East	Aston Martin Vantage	LM GTE Am	R. Goethe	222.2	8	214.7	3	211.8	10	203.8	7	201.9	9	210,9
61 AF Corse	Ferrari F430	LM GTE Am												



**ILMC**  
**6 HOURS OF ZHUHAI**  
 Warm Up

Fastest Lap Sequence

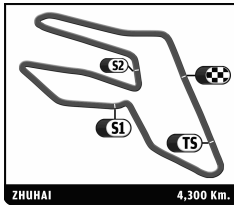
Practice Time	Team	Car	Class	Driver	Time	Kph	Lap
3:16.342	<b>007</b> Aston Martin Racing	Lola Aston Martin	LM P1	<b>Andy Meyrick</b>	<b>1:28.327</b>	175.3	2
3:20.971	<b>1</b> Audi Sport Team Joest	Audi R18 TDI	LM P1	<b>Marcel Fässler</b>	<b>1:27.956</b>	176.0	2
3:22.683	<b>12</b> Rebellion Racing	Lola B10/60 Coupé - Toyota	LM P1	<b>Nicolas Prost</b>	<b>1:27.128</b>	177.7	2
4:43.119	<b>007</b> Aston Martin Racing	Lola Aston Martin	LM P1	<b>Andy Meyrick</b>	<b>1:26.777</b>	178.4	3
4:46.574	<b>1</b> Audi Sport Team Joest	Audi R18 TDI	LM P1	<b>Marcel Fässler</b>	<b>1:25.603</b>	180.8	3
6:21.756	<b>2</b> Audi Sport Team Joest	Audi R18 TDI	LM P1	<b>Tom Kristensen</b>	<b>1:24.714</b>	182.7	4
11:57.904	<b>7</b> Peugeot Sport Total	Peugeot 908	LM P1	<b>Sebastien Bourdais</b>	<b>1:23.133</b>	186.2	5



# ILMC 6 HOURS OF ZHUHAI Warm Up

## Sector Analysis

							Personal Best		Session Best		B Crossing the finish line in pit lane				
Lap	D	Time	Sector 1	Sector 2	Sector 3	T. Spd	Elapsed	Lap	D	Time	Sector 1	Sector 2	Sector 3	T. Spd	Elapsed
<b>1</b> Audi Sport Team Joest							Audi R18 TDI								
1. Timo Bernhard							LM P1								
2. Marcel Fässler															
1	2	1:53.015	49.858	30.696	32.461	163.1	1:53.015	7	1	1:24.024	27.310	26.985	29.729	262.1	14:46.837
2	2	1:27.956	28.557	28.302	31.097	246.0	3:20.971	8	1	1:23.936	27.118	27.296	29.522	269.3	16:10.773
3	2	1:25.603	27.871	27.414	30.318	270.7	4:46.574	9	1	1:24.367	27.195	27.100	30.072	275.5	17:35.140
4	2	1:25.624	27.485	27.031	31.108	272.0	6:12.198	10	1	1:24.049	26.979	27.153	29.917	262.8	18:59.189
5	2	1:25.175	27.194	27.331	30.650	274.1	7:37.373	11	1	1:23.984	26.940	27.209	29.835	273.4	20:23.173
6	2	1:25.327	28.072	27.180	30.075	272.7	9:02.700								
7	2	1:30.317 B	27.099	27.130	36.088	274.1	10:33.017								
8	1	2:19.868	1:18.676	28.318	32.874	198.5	12:52.885								
9	1	1:24.927	27.693	27.128	30.106	268.7	14:17.812								
10	1	1:24.876	27.187	27.252	30.437	274.1	15:42.688								
11	1	1:24.923	27.351	27.625	29.947	272.0	17:07.611								
12	1	1:24.201	27.177	27.026	29.998	274.8	18:31.812								
13	1	1:24.782	27.196	27.166	30.420	274.1	19:56.594								
14	1	1:32.954 B	28.040	27.831	37.083	274.1	21:29.548								
<b>2</b> Audi Sport Team Joest							Audi R18 TDI								
1. Tom Kristensen							LM P1								
2. Allan McNish															
1	1	1:57.152	52.374	31.038	33.740	169.0	1:57.152								
2	1	1:33.512	29.814	30.829	32.869	236.3	3:30.664								
3	1	1:26.378	27.804	27.515	31.059	266.0	4:57.042								
4	1	1:24.714	27.225	27.592	29.897	268.7	6:21.756								
5	1	1:25.272	27.449	27.829	29.994	274.8	7:47.028								
6	1	1:33.688 B	27.882	27.687	38.119	260.9	9:20.716								
7	2	2:12.470	1:14.660	27.449	30.361	200.4	11:33.186								
8	2	1:23.986	27.192	27.048	29.746	274.1	12:57.172								
9	2	1:24.697	27.736	26.977	29.984	274.1	14:21.869								
10	2	1:23.513	27.020	26.802	29.691	274.1	15:45.382								
11	2	1:26.622	27.175	27.899	31.548	276.9	17:12.004								
12	2	1:24.618	27.889	27.053	29.676	276.9	18:36.622								
13	2	1:24.393	27.078	26.942	30.373	276.9	20:01.015								
<b>007</b> Aston Martin Racing							Lola Aston Martin								
1. Andy Meyrick							LM P1								
2. Stefan Mücke															
3. Harold Primat															
1	1	1:48.015	45.902	29.604	32.509	141.7	1:48.015								
2	1	1:28.327	28.827	28.143	31.357	248.8	3:16.342								
3	1	1:26.777	27.978	27.720	31.079	259.0	4:43.119								
4	1	1:27.463	27.918	27.779	31.766	247.7	6:10.582								
5	1	1:26.326	27.874	27.611	30.841	255.9	7:36.908								
6	1	1:36.009 B	28.037	28.051	39.921	252.9	9:12.917								
7	1	6:05.186	5:00.939	30.226	34.021	191.2	15:18.103								
8	1	1:30.648	29.576	28.940	32.132	245.5	16:48.751								
9	1	1:28.151	28.640	28.140	31.371	250.6	18:16.902								
10	1	1:27.949	28.271	27.853	31.825	247.7	19:44.851								
11	1	1:26.974	27.941	27.847	31.186	262.1	21:11.825								
<b>7</b> Peugeot Sport Total							Peugeot 908								
1. Sebastien Bourdais							LM P1								
2. Anthony Davidson															
1	1	1:52.824 B	41.390	31.052	40.382	132.4	1:52.824								
2	1	5:15.674 B	4:09.246	29.103	37.325	179.1	7:08.498								
3	1	2:01.221	59.048	28.627	33.546	196.0	9:09.719								
4	1	1:25.052	27.716	27.160	30.176	268.0	10:34.771								
5	1	1:23.133	26.831	26.833	29.469	265.4	11:57.904								
6	1	1:24.909	26.911	27.472	30.526	267.3	13:22.813								
<b>8</b> Peugeot Sport Total							Peugeot 908								
1. Franck Montagny							LM P1								
2. Stephane Sarrazin															
1	1	1:50.978 B	39.145	31.395	40.438	156.5	1:50.978								
2	1	5:35.158	4:31.445	30.539	33.174	168.2	7:26.136								
3	1	1:53.300 B	28.487	28.191	56.622	259.0	9:19.436								
4	1	2:45.519	1:46.560	28.386	30.573	186.9	12:04.955								
5	1	1:26.533	28.341	27.810	30.382	266.7	13:31.488								
6	1	1:28.384	28.565	27.906	31.913	274.1	14:59.872								
7	1	1:26.553	28.137	27.137	31.279	269.3	16:26.425								
8	1	1:25.123	27.203	27.685	30.235	276.9	17:51.548								
9	1	1:24.935	27.618	27.406	29.911	274.1	19:16.483								
10	1	1:25.661	27.605	27.754	30.302	262.1	20:42.144								
<b>12</b> Rebellion Racing							Lola B10/60 Coupé - Toyota								
1. Neel Jani							LM P1								
2. Nicolas Prost															
1	2	1:55.555	50.698	31.414	33.443	172.5	1:55.555								
2	2	1:27.128	28.454	27.691	30.983	255.3	3:22.683								
3	2	1:28.001	29.191	27.799	31.011	261.5	4:50.684								
4	2	1:25.914	27.933	27.398	30.583	259.0	6:16.598								
5	2	1:28.514	28.027	28.164	32.323	262.8	7:45.112								
6	2	1:27.386	28.952	27.710	30.724	262.8	9:12.498								
7	2	1:27.049	28.286	28.182	30.581	262.8	10:39.547								
8	2	1:34.116 B	27.993	27.770	38.353	262.1	12:13.663								
9	1	3:19.834	2:16.788	30.260	32.786	186.5	15:33.497								
10	1	1:27.123	27.903	27.508	31.712	259.6	17:00.620								
11	1	1:27.651	27.984	28.094	31.573	260.2	18:28.271								
12	1	1:27.950	29.527	27.652	30.771	264.1	19:56.221								
13	1	1:26.464	28.048	27.549	30.867	263.4	21:22.685								
<b>15</b> Oak Racing							Oak Pescarolo - Judd								
1. Matthieu Lahaye							LM P1								
2. Guillaume Moreau															
3. Pierre Ragues															
1	2	1:56.822	51.735	31.105	33.982	127.2	1:56.822								
2	2	1:28.790	29.598	28.187	31.005	243.8	3:25.612								
3	2	1:27.181	28.239	28.025	30.917	258.4	4:52.793								
4	2	1:27.378	28.305	27.942	31.131	259.6	6:20.171								
5	2	1:35.201 B	28.756	28.572	37.873	258.4	7:55.372								
6	3	2:47.997	1:46.034	29.838	32.125	166.4	10:43.369								
7	3	1:28.766	28.362	28.555	31.849	259.0	12:12.135								
8	3	1:29.389	28.088	28.498	32.803	259.0	13:41.524								
9	3	1:28.366	28.710	28.088	31.568	257.1	15:09.890								
10	3	1:28.667	29.195	28.357	31.115	252.9	16:38.557								
11	3	1:27.145	28.421	27.811	30.913	261.5	18:05.702								
12	3	1:27.416	27.903	28.232	31.281	260.9	19:33.118								
13	3	1:27.194	28.068	28.200	30.926	260.9	21:00.312								
<b>23</b> Tokai Univ Ygk Power							Courage-Oreca LC70								
1. Mitsuyama Shogo							LM P1								
2. Yokomizo Naoki															
1	1	3:22.916 B	2:04.876	32.444	45.596	137.9	3:22.916								
2	1	3:19.602	2:14.875	30.526	34.201	174.5	6:42.518								
3	1	1:33.397	30.264	29.882	33.251	240.5	8:15.915								



# ILMC 6 HOURS OF ZHUHAI Warm Up

## Sector Analysis

■ Personal Best   
 ■ Session Best   
 ■ Crossing the finish line in pit lane

Lap	D	Time	Sector 1	Sector 2	Sector 3	T. Spd	Elapsed
4	1	1:32.429	30.035	29.368	<b>33.026</b>	241.6	9:48.344
5	1	1:39.863 <b>B</b>	30.117	29.380	40.366	240.5	11:28.207
6	2	3:40.764	2:36.274	30.180	34.310	120.0	15:08.971
7	2	1:33.899	30.485	29.295	34.119	242.2	16:42.870
8	2	1:32.356	30.174	29.052	33.130	241.1	18:15.226
9	2	<b>1:32.259</b>	<b>29.905</b>	<b>29.044</b>	33.310	244.9	19:47.485
10	2	1:41.550	31.014	29.940	40.596	243.8	21:29.035

24		Oak Racing		3. Olivier Pla		Oak Pescarolo - Judd LM P1	
1	2	1:50.287	48.170	29.689	32.428	147.7	1:50.287
2	2	1:28.792	29.167	28.218	31.407	254.7	3:19.079
3	2	1:29.112	29.263	28.363	31.486	257.8	4:48.191
4	2	<b>1:27.278</b>	28.287	<b>27.916</b>	31.075	259.0	6:15.469
5	2	1:27.408	<b>28.197</b>	28.163	<b>31.048</b>	257.1	7:42.877
6	2	1:27.885	28.614	28.069	31.202	257.8	9:10.762
7	2	1:35.274 <b>B</b>	28.547	28.233	38.494	259.6	10:46.036
8	1	3:23.578	2:21.861	28.958	32.759	187.2	14:09.614
9	1	1:30.317	29.155	28.733	32.429	254.7	15:39.931
10	1	1:30.888	29.451	29.184	32.253	256.5	17:10.819
11	1	1:31.471	29.607	28.931	32.933	255.9	18:42.290
12	1	1:29.369	29.160	28.522	31.687	252.3	20:11.659

26		Signatech Nissan		3. Jean-Karl Vernay		Oreca 03 - Nissan LM P2	
1	3	1:49.485	43.209	31.665	34.611	148.8	1:49.485
2	3	1:42.098 <b>B</b>	30.400	29.674	42.024	248.3	3:31.583
3	1	2:41.760	1:37.776	29.298	34.686	176.8	6:13.343
4	1	1:39.270 <b>B</b>	29.593	29.531	40.146	251.2	7:52.613
5	2	2:51.867	1:47.941	30.466	33.460	163.4	10:44.480
6	2	1:40.143 <b>B</b>	30.337	29.608	40.198	213.0	12:24.623
7	3	2:57.488	1:53.705	29.215	34.568	181.8	15:22.111
8	3	1:31.983	29.508	28.901	33.574	251.2	16:54.094
9	3	1:30.978	29.381	<b>28.791</b>	32.806	255.9	18:25.072
10	3	<b>1:29.972</b>	29.204	28.812	<b>31.956</b>	251.7	19:55.044
11	3	1:31.211	<b>29.016</b>	29.685	32.510	253.5	21:26.255

35		Oak Racing		3. Frederic Da Rocha		Oak Pescarolo - Judd LM P2	
1	2	2:06.310 <b>B</b>	49.180	32.540	44.590	140.4	2:06.310
2	2	3:22.952	2:18.052	30.634	34.266	171.7	5:29.262
3	2	1:35.636	31.088	30.505	34.043	246.0	7:04.898
4	2	1:35.018	30.819	30.125	34.074	245.5	8:39.916
5	2	<b>1:34.506</b>	<b>30.293</b>	30.183	34.030	248.3	10:14.422
6	2	1:35.866	31.121	30.353	34.392	243.8	11:50.288
7	2	1:35.733	31.261	30.514	33.958	247.7	13:26.021
8	2	1:35.418	30.699	30.392	34.327	242.7	15:01.439
9	2	1:35.412	31.411	30.228	33.773	237.9	16:36.851
10	2	1:34.948	30.944	30.114	33.890	247.1	18:11.799
11	2	1:35.057	31.094	<b>29.934</b>	34.029	243.8	19:46.856
12	2	1:34.546	30.826	30.079	<b>33.641</b>	247.1	21:21.402

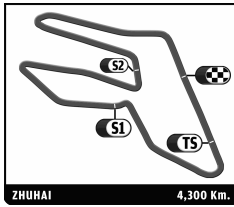
50		Larbre Competition		3. Olivier Beretta		Corvette C6-ZR1 LM GTE Am	
1	3	1:58.333	45.802	33.802	38.729	146.5	1:58.333
2	3	1:40.428	32.773	31.756	35.899	198.9	3:38.761

Lap	D	Time	Sector 1	Sector 2	Sector 3	T. Spd	Elapsed
3	3	1:38.549	32.036	31.153	35.360	226.9	5:17.310
4	3	1:38.547	32.646	30.723	35.178	223.6	6:55.857
5	3	<b>1:37.244</b>	<b>31.528</b>	<b>30.599</b>	<b>35.117</b>	235.8	8:33.101
6	3	1:45.275 <b>B</b>	31.807	30.771	42.697	223.1	10:18.376
7	1	3:15.834	2:07.794	31.689	36.351	154.7	13:34.210
8	1	1:39.517	32.313	31.127	36.077	224.1	15:13.727
9	1	1:39.686	32.061	31.800	35.825	231.3	16:53.413
10	1	1:38.646	31.879	31.067	35.700	235.3	18:32.059
11	1	1:38.312	31.617	30.974	35.721	236.8	20:10.371

51		AF Corse		3. Gianmaria Bruni		Ferrari F458 Italia LM GTE Pro	
1	1	1:57.014	44.695	34.090	38.229	139.4	1:57.014
2	1	1:40.926	32.930	31.988	36.008	202.2	3:37.940
3	1	1:38.163	31.835	31.117	35.211	216.0	5:16.103
4	1	1:37.047	31.362	30.823	34.862	229.3	6:53.150
5	1	1:38.501	32.097	31.556	34.848	231.3	8:31.651
6	1	1:36.525	31.326	30.603	34.596	226.9	10:08.176
7	1	1:36.295	31.437	30.458	<b>34.400</b>	224.1	11:44.471
8	1	1:42.608 <b>B</b>	31.143	<b>30.297</b>	41.168	231.8	13:27.079
9	2	2:35.117	1:29.112	30.971	35.034	163.6	16:02.196
10	2	1:36.771	31.431	30.684	34.656	234.8	17:38.967
11	2	<b>1:35.970</b>	31.197	30.340	34.433	232.3	19:14.937
12	2	1:36.646	<b>30.887</b>	30.775	34.984	235.3	20:51.583

55		BMW Motorsport		3. Jörg Müller		BMW M3 LM GTE Pro	
1	1	2:01.675	52.251	33.025	36.399	143.4	2:01.675
2	1	1:39.516	32.733	31.444	35.339	196.7	3:41.191
3	1	1:36.223	31.091	30.465	34.667	228.8	5:17.414
4	1	1:36.009	30.949	30.359	34.701	230.8	6:53.423
5	1	1:36.943	31.835	30.177	34.931	236.3	8:30.366
6	1	1:36.460	30.726	<b>30.036</b>	35.698	237.9	10:06.826
7	1	1:41.574 <b>B</b>	31.008	30.091	40.475	231.8	11:48.400
8	2	2:58.037	1:52.620	30.648	34.769	169.3	14:46.437
9	2	1:35.711	30.770	30.320	34.621	236.3	16:22.148
10	2	1:35.614	30.752	30.244	34.618	237.4	17:57.762
11	2	<b>1:35.457</b>	30.910	30.165	<b>34.382</b>	236.8	19:33.219
12	2	1:35.463	<b>30.723</b>	30.312	34.428	240.5	21:08.682

56		BMW Motorsport		3. Uwe Alzen		BMW M3 LM GTE Pro	
1	2	2:02.803	53.371	32.695	36.737	166.4	2:02.803
2	2	1:39.342	31.955	31.847	35.540	215.6	3:42.145
3	2	<b>1:35.708</b>	30.959	30.299	34.450	230.3	5:17.853
4	2	1:36.009	31.177	30.532	<b>34.300</b>	226.4	6:53.862
5	2	1:37.052	31.517	30.844	34.691	238.9	8:30.914
6	2	1:41.480 <b>B</b>	30.815	30.412	40.253	234.3	10:12.394
7	1	3:01.414	1:55.129	31.249	35.036	169.5	13:13.808
8	1	1:36.096	30.886	30.360	34.850	234.8	14:49.904
9	1	1:35.946	30.759	30.320	34.867	235.8	16:25.850
10	1	1:35.796	30.903	30.298	34.595	237.9	18:01.646
11	1	1:35.796	30.890	<b>30.233</b>	34.673	238.4	19:37.442
12	1	1:37.136	<b>30.751</b>	30.354	36.031	238.4	21:14.578



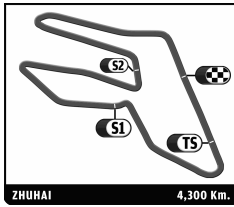
# ILMC

## 6 HOURS OF ZHUHAI

### Warm Up

### Sector Analysis

										Personal Best		Session Best		B Crossing the finish line in pit lane	
Lap	D	Time	Sector 1	Sector 2	Sector 3	T. Spd	Elapsed	Lap	D	Time	Sector 1	Sector 2	Sector 3	T. Spd	Elapsed
<b>57</b>		<b>Krohn Racing</b>		3. Michele Rugolo		Ferrari F430 LM GTE Am									
		1. Tracy Krohn													
		2. Niclas Jönsson													
1	1	2:34.638	1:12.572	40.334	41.732	98.5	2:34.638	1	1	2:33.030	1:20.029	34.614	38.387	115.8	2:33.030
2	1	1:47.257	35.217	33.501	38.539	191.2	4:21.895	2	1	1:41.167	33.682	31.593	35.892	192.2	4:14.197
3	1	1:40.049	32.453	31.433	36.163	218.6	6:01.944	3	1	1:38.065	32.019	30.914	35.132	219.1	5:52.262
4	1	1:39.112	31.834	31.435	35.843	232.3	7:41.056	4	1	1:37.288	31.595	30.836	34.857	228.8	7:29.550
5	1	1:46.221 B	32.874	31.341	42.006	228.3	9:27.277	5	1	1:45.464 B	31.532	30.556	43.376	233.8	9:15.014
6	1	4:36.923	3:29.050	31.435	36.438	164.4	14:04.200	6	3	3:17.152	2:08.101	32.888	36.163	137.9	12:32.166
7	1	1:38.806	31.879	31.091	35.836	228.3	15:43.006	7	3	1:38.960	31.936	31.290	35.734	231.8	14:11.126
8	1	1:38.648	31.576	31.217	35.855	233.8	17:21.654	8	3	1:38.282	31.649	31.196	35.437	232.8	15:49.408
9	1	1:39.179	31.685	31.301	36.193	233.8	19:00.833	9	3	1:38.297	31.702	30.972	35.623	232.8	17:27.705
10	1	1:39.255	31.750	31.319	36.186	232.8	20:40.088	10	3	1:38.316	31.479	30.926	35.911	229.3	19:06.021
								11	3	1:37.839	31.547	30.840	35.452	228.3	20:43.860
<b>58</b>		<b>Luxury Racing</b>		3. Ralph Firman		Ferrari F458 Italia LM GTE Pro									
		1. Anthony Beltoise													
		2. Dominik Farnbacher													
1	3	2:22.798	1:06.435	37.903	38.460	127.5	2:22.798	1	2	9:28.815	8:14.192	35.338	39.285	128.7	9:28.815
2	3	1:46.848	35.569	33.246	38.033	184.9	4:09.646	2	2	1:44.830	34.375	33.312	37.143	198.2	11:13.645
3	3	1:38.718	32.152	30.811	35.755	212.2	5:48.364	3	2	1:39.471	32.496	31.259	35.716	217.7	12:53.116
4	3	1:37.431	31.644	30.704	35.083	231.8	7:25.795	4	2	1:38.322	31.853	30.958	35.511	231.3	14:31.438
5	3	1:37.013	31.372	30.547	35.094	233.8	9:02.808	5	2	1:38.078	31.614	30.934	35.530	232.8	16:09.516
6	3	1:55.918 B	33.324	36.536	46.058	236.8	10:58.726	6	2	1:38.114	31.932	30.927	35.255	230.8	17:47.630
7	3	6:29.980	5:23.832	30.921	35.227	135.5	17:28.706	7	2	1:37.713	31.669	30.902	35.142	234.8	19:25.343
8	3	1:37.959	31.502	30.796	35.661	233.3	19:06.665	8	2	1:54.215	31.510	43.115	39.590	227.4	21:19.558
9	3	1:55.880 B	35.842	35.481	44.557	198.5	21:02.545								
<b>59</b>		<b>Luxury Racing</b>				Ferrari F458 Italia LM GTE Pro									
		1. Stephane Ortelli													
		2. Frederic Makowiecki													
1	1	2:03.701	50.614	35.849	37.238	135.5	2:03.701	1	1	2:52.699	1:31.230	36.656	44.813	115.8	2:52.699
2	1	1:39.363	32.349	31.415	35.599	209.3	3:43.064	2	1	1:54.211	38.380	35.270	40.561	182.4	4:46.910
3	1	1:36.544	31.376	30.452	34.716	230.8	5:19.608	3	1	1:57.915	35.395	42.422	40.098	193.9	6:44.825
4	1	1:38.712	30.940	30.583	37.189	238.9	6:58.320	4	1	1:48.120	35.303	33.548	39.269	177.6	8:32.945
5	1	1:36.472	31.239	30.645	34.588	237.4	8:34.792	5	1	1:44.466	34.194	32.769	37.503	197.8	10:17.411
6	1	1:36.276	31.048	30.469	34.759	235.3	10:11.068	6	1	1:44.864	33.365	33.084	38.415	219.1	12:02.275
7	1	1:42.855 B	30.860	30.359	41.636	236.8	11:53.923	7	1	1:45.026	33.656	32.769	38.601	222.2	13:47.301
8	2	2:47.491	1:41.923	30.870	34.698	166.9	14:41.414	8	1	1:46.422	34.843	32.637	38.942	224.1	15:33.723
9	2	1:36.524	31.087	30.518	34.919	235.8	16:17.938	9	1	1:44.706	33.538	32.761	38.407	210.9	17:18.429
10	2	1:35.564	30.836	30.291	34.437	237.9	17:53.502	10	1	1:47.553	35.039	34.192	38.322	210.5	19:05.982
11	2	1:35.669	30.833	30.241	34.595	238.4	19:29.171	11	1	1:50.067	35.427	34.609	40.031	196.7	20:56.049
12	2	1:35.741	30.815	30.447	34.479	237.9	21:04.912								
<b>60</b>		<b>Gulf AMR Middle East</b>				Aston Martin Vantage LM GTE Am									
		1. Fabien Giroix													
		2. Roald Goethe													
1	1	2:45.105	1:23.244	38.385	43.476	139.4	2:45.105	1	2	2:21.217	1:07.259	35.610	38.348	92.4	2:21.217
2	1	1:48.993	36.674	34.264	38.055	158.1	4:34.098	2	2	1:43.299	34.187	32.389	36.723	194.2	4:04.516
3	1	1:40.076	32.312	31.228	36.536	214.7	6:14.174	3	2	1:38.999	32.016	31.361	35.622	231.8	5:43.515
4	1	1:54.512 B	34.988	33.576	45.948	178.2	8:08.686	4	2	1:38.726	32.144	31.185	35.397	233.8	7:22.241
5	2	3:24.195	2:13.068	32.896	38.231	143.2	11:32.881	5	2	1:37.901	31.379	31.125	35.397	234.8	9:00.142
6	2	1:43.965	33.895	32.862	37.208	192.5	13:16.846	6	2	1:37.567	31.289	30.991	35.287	233.3	10:37.709
7	2	1:43.334	33.637	32.385	37.312	203.8	15:00.180	7	2	1:37.382	31.287	30.943	35.152	234.8	12:15.091
8	2	1:42.569	33.342	32.184	37.043	222.2	16:42.749	8	2	4:51.952 B	31.163	31.203	34.9586	235.3	17:07.043
9	2	1:42.371	33.009	32.495	36.867	201.9	18:25.120								
10	2	1:42.211	32.827	31.992	37.392	211.8	20:07.331								
<b>62</b>		<b>CRS Racing</b>		3. Roger Wills		Ferrari F430 LM GTE Am									
		1. Pierre Ehret													
		2. Tim Mullen													
1	1	2:23.720	1:12.746	33.598	37.376	98.5	2:23.720	1	1	2:23.720	1:12.746	33.598	37.376	98.5	2:23.720
2	1	1:43.299	34.050	32.676	36.573	203.8	4:07.019	2	1	1:43.299	34.050	32.676	36.573	203.8	4:07.019
3	1	1:50.890 B	32.886	31.921	46.083	222.2	5:57.909	3	1	1:50.890 B	32.886	31.921	46.083	222.2	5:57.909
4	1	3:38.619 B	2:21.885	32.303	44.431	137.4	9:36.528	4	1	3:38.619 B	2:21.885	32.303	44.431	137.4	9:36.528
5	2	4:05.154	2:56.766	32.020	36.348	170.1	13:41.682	5	2	4:05.154	2:56.766	32.020	36.348	170.1	13:41.682
6	2	1:40.350	32.108	31.434	36.808	231.3	15:22.032	6	2	1:40.350	32.108	31.434	36.808	231.3	15:22.032



**ILMC**  
**6 HOURS OF ZHUHAI**  
Warm Up

Sector Analysis

■ Personal Best   ■ Session Best   B Crossing the finish line in pit lane

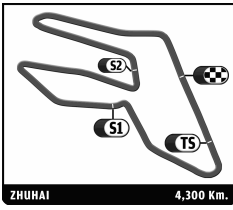
Lap	D	Time	Sector 1	Sector 2	Sector 3	T. Spd	Elapsed	Lap	D	Time	Sector 1	Sector 2	Sector 3	T. Spd	Elapsed
7	2	1:46.607 <b>B</b>	<b>31.748</b>	<b>30.953</b>	43.906	227.8	17:08.639								

94	Hitotsuyama Racing			Audi R8 LMS			
	1. Akihiro Suzuki		3. Carlo Van Dam		GTC		
2. Michael Kim							
1	3	2:01.463	50.080	34.267	37.116	138.1	2:01.463
2	3	1:42.599	33.595	32.942	36.062	196.4	3:44.062
3	3	<b>1:37.157</b>	31.533	<b>30.440</b>	<b>35.184</b>	230.8	5:21.219
4	3	1:44.927 <b>B</b>	<b>31.089</b>	30.678	43.160	238.4	7:06.146
5	2	3:46.331	2:36.133	33.164	37.034	116.6	10:52.477
6	2	1:50.130 <b>B</b>	33.096	31.334	45.700	222.7	12:42.607
7	1	4:19.873	2:56.288	40.104	43.481	108.1	17:02.480
8	1	1:55.209 <b>B</b>	34.093	32.337	48.779	203.8	18:57.689

96	Team AMG			Mercedes SLS AMG GT3			
	1. Congfu Cheng		3. Mika Häkkinen		GTC		
2. Lance David Arnold							
1	2	2:26.052	1:17.548	31.993	36.511	117.8	2:26.052
2	2	1:39.419	32.113	31.846	35.460	220.4	4:05.471
3	2	1:38.350	31.563	31.191	35.596	231.3	5:43.821
4	2	<b>1:37.221</b>	31.378	<b>30.618</b>	35.225	243.2	7:21.042
5	2	1:43.490 <b>B</b>	31.433	31.127	40.930	238.4	9:04.532
6	1	3:52.490	2:43.443	31.849	37.198	135.0	12:57.022
7	1	1:45.657 <b>B</b>	31.890	31.419	42.348	229.3	14:42.679
8	3	3:22.786	2:16.143	31.245	35.398	141.9	18:05.465
9	3	1:37.385	31.393	30.631	35.361	240.5	19:42.850
10	3	1:37.315	<b>31.334</b>	30.765	<b>35.216</b>	239.5	21:20.165

97	Audi Race Experience			Audi R8 LMS			
	1. Florian Gruber		3. Hing Tak Mak		GTC		
2. Jeffrey Lee							
1	2	3:15.940	2:01.671	34.499	39.770	138.1	3:15.940
2	2	1:47.968	36.213	33.964	37.791	207.3	5:03.908
3	2	1:41.785	32.872	32.241	36.672	211.8	6:45.693
4	2	1:41.222	32.812	31.761	36.649	218.2	8:26.915
5	2	<b>1:39.689</b>	<b>32.093</b>	<b>31.203</b>	<b>36.393</b>	225.0	10:06.604
6	2	1:58.326 <b>B</b>	34.924	32.998	50.404	172.5	12:04.930
7	3	3:25.744 <b>B</b>	2:05.392	33.427	46.925	99.2	15:30.674

98	Audi Sport C Racing			Audi R8 LMS			
	1. Edoardo Mortara		3. Alexandre Imperatori		GTC		
2. Darryl O'Young							
1	3	2:05.812	58.422	31.547	35.843	156.7	2:05.812
2	3	1:39.139	32.509	30.859	35.771	236.8	3:44.951
3	3	1:37.619	31.487	30.851	35.281	236.8	5:22.570
4	3	1:37.450	31.533	30.736	35.181	236.8	7:00.020
5	3	<b>1:36.298</b>	31.134	<b>30.220</b>	34.944	240.0	8:36.318
6	3	1:37.211	31.135	31.148	34.928	243.2	10:13.529
7	3	1:38.272	31.127	30.717	36.428	243.8	11:51.801
8	3	1:36.459	<b>31.086</b>	30.463	<b>34.910</b>	238.4	13:28.260
9	3	1:38.771	32.334	30.921	35.516	241.6	15:07.031
10	3	1:41.285	32.200	32.475	36.610	230.8	16:48.316
11	3	1:37.600	31.683	30.569	35.348	230.3	18:25.916
12	3	1:42.048	32.886	33.338	35.824	230.3	20:07.964



Computerised results and timing service

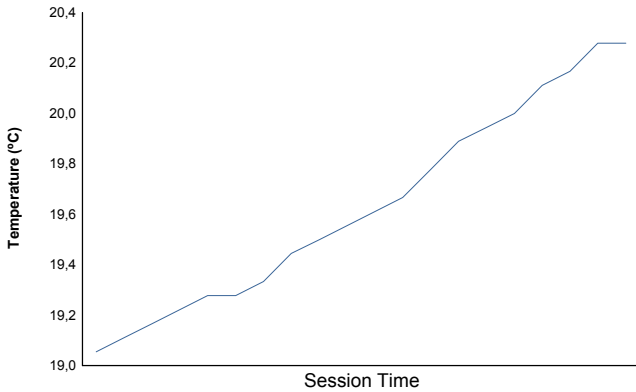
**6 HOURS OF ZHUHAI**

**ILMC**

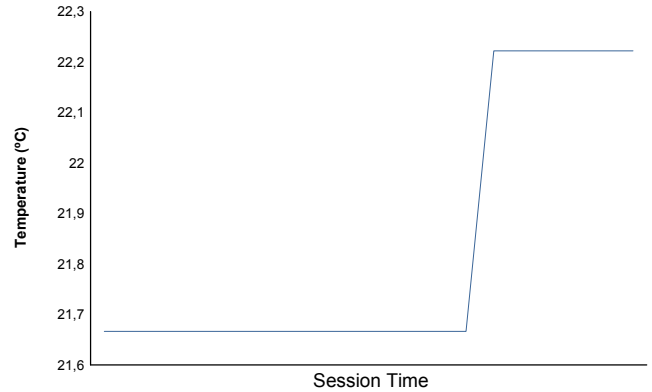
**Warm Up**

**Weather Report**

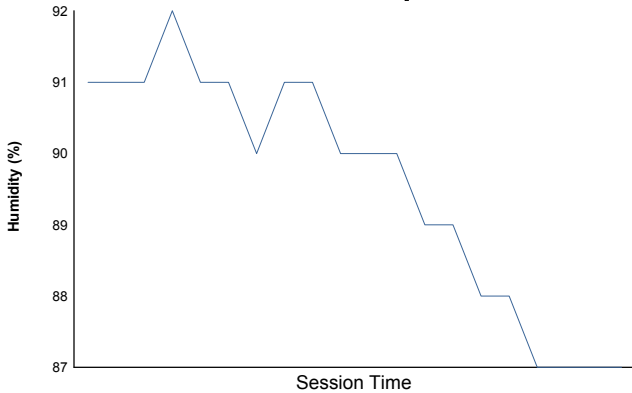
**Air Temperature**



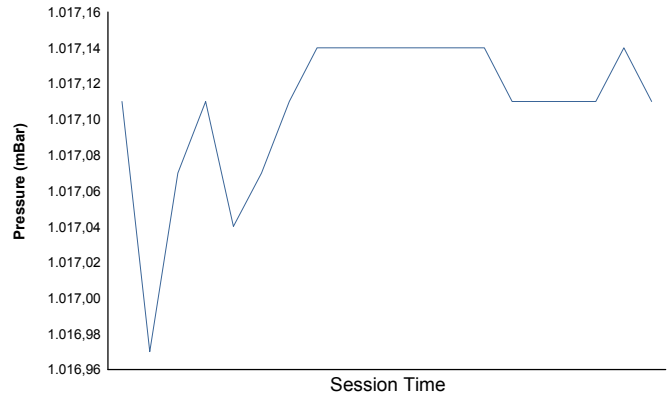
**Track Temperature**



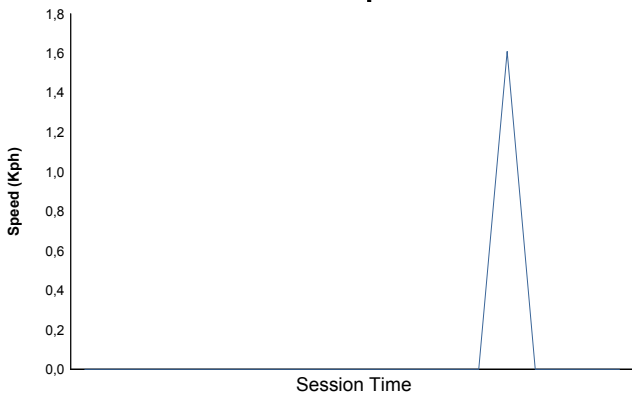
**Humidity**



**Pressure**

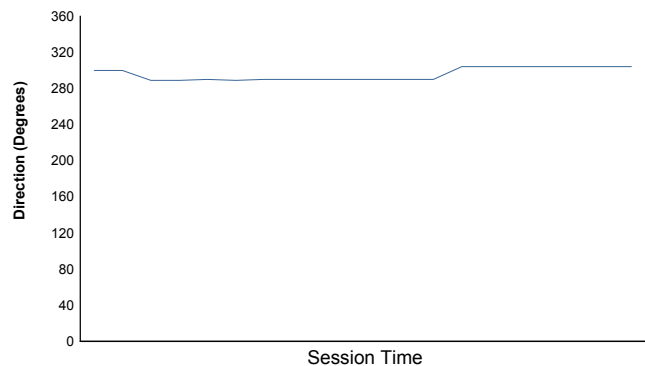


**Wind Speed**



**Wind direction**

North = 0°/360° Est = 90° South = 180° West = 270°



Track Status:

**DRY**