

ILMC

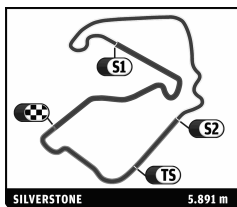
6 HOURS OF SILVERSTONE

Free Practice 1

Sector Analysis

■ Personal Best
 ■ Session Best
 ■ Crossing the finish line in pit lane

Lap	D	Time	Sector 1	Sector 2	Sector 3	T. Spd	Elapsed	Lap	D	Time	Sector 1	Sector 2	Sector 3	T. Spd	Elapsed
1		Audi Sport Team Joest					Audi R18 TDI								
		1.Timo Bernhard					LM P1								
		2.Marcel Fässler													
1	2	2:26.315	1:01.123	53.195	31.997	264.1	2:26.315	1	3	2:18.385	53.007	52.500	32.878	254.7	2:18.385
2	2	1:55.867	35.723	48.837	31.307	265.4	4:22.182	2	3	2:06.893	36.336	49.239	41.318	257.8	4:25.278
3	2	1:49.396	33.828	46.071	29.497	268.7	6:11.578	3	3	1:56.795	35.516	49.511	31.768	257.1	6:22.073
4	2	1:47.966	33.442	45.089	29.435	266.0	7:59.544	4	3	1:55.373	34.869	49.126	31.378	257.1	8:17.446
5	2	1:50.636	34.412	45.520	30.704	267.3	9:50.180	5	3	1:55.220	35.448	48.457	31.315	257.8	10:12.666
6	2	1:48.711	34.349	44.750	29.612	265.4	11:38.891	6	3	1:58.426 B	35.686	48.820	33.920	254.7	12:11.092
7	2	1:50.447	34.676	46.182	29.589	264.7	13:29.338	7	3	6:55.243	5:34.297	49.157	31.789	255.3	19:06.335
8	2	1:48.697	33.357	45.412	29.928	266.0	15:18.035	8	3	1:56.404	35.065	49.880	31.459	254.7	21:02.739
9	2	1:47.431 B	32.918	45.026	29.487	266.0	17:05.466	9	3	1:57.709	35.045	50.149	32.515	257.8	23:00.448
10	1	7:26.282	6:03.046	51.118	32.118	262.8	24:31.748	10	3	1:55.602	34.661	48.895	32.046	255.9	24:56.050
11	1	1:53.825	34.827	48.275	30.723	264.7	26:25.573	11	3	1:54.434	35.119	48.217	31.098	257.1	26:50.484
12	1	1:50.949	34.253	46.464	30.232	266.0	28:16.522	12	3	1:54.941 B	34.646	48.895	31.400	257.1	28:45.425
13	1	1:51.060	33.187	46.571	31.302	266.0	30:07.582	13	2	5:26.862	3:56.200	55.105	35.557	251.7	34:12.287
14	1	1:51.380	34.277	47.240	29.863	266.0	31:58.962	14	2	2:03.312	37.884	52.019	33.409	255.3	36:15.599
15	1	1:51.622	33.500	47.626	30.496	266.0	33:50.584	15	2	1:59.574	36.461	50.707	32.406	255.3	38:15.173
16	1	1:53.151	33.428	48.139	31.584	264.1	35:43.735	16	2	1:57.196	35.858	49.657	31.681	257.1	40:12.369
17	1	1:49.116	33.472	45.859	29.785	267.3	37:32.851	17	2	1:58.939	36.384	50.732	31.823	257.1	42:11.308
18	1	1:53.640 B	33.915	46.845	32.880	268.0	39:26.491	18	2	2:00.196	35.289	52.407	32.500	256.5	44:11.504
19	1	9:34.721	8:16.626	47.697	30.398	264.1	49:01.212	19	2	2:03.114 B	35.335	52.213	35.566	227.8	46:14.618
20	1	1:55.166	33.616	47.835	33.715	265.4	50:56.378	20	2	5:04.952	3:43.261	50.247	31.444	255.3	51:19.570
21	1	1:50.840	33.483	47.534	29.823	263.4	52:47.218	21	2	1:53.884	34.668	48.085	31.131	258.4	53:13.454
22	1	1:51.449	33.426	46.128	31.895	266.7	54:38.667	22	2	1:54.001	34.713	47.952	31.336	257.1	55:07.455
23	1	1:56.118	35.087	49.755	31.276	264.7	56:34.785	23	2	1:55.700	35.485	48.867	31.348	253.5	57:03.155
24	1	1:54.602	33.324	51.352	29.926	265.4	58:29.387	24	2	2:01.967	34.614	53.990	33.363	254.7	59:05.122
25	1	1:55.101	33.522	49.251	32.328	265.4	1:00:24.488	25	2	1:57.236	35.890	49.515	31.831	255.9	1:01:02.358
2		Audi Sport Team Joest					Audi R18 TDI								
		1.Tom Kristensen					LM P1								
		2.Allan McNish													
1	1	2:33.625	1:05.057	56.249	32.319	264.7	2:33.625	1	1	2:09.098	48.860	49.421	30.817	264.7	2:09.098
2	1	1:54.635	35.349	48.093	31.193	268.0	4:28.260	2	1	1:55.148	34.553	49.575	31.020	265.4	4:04.246
3	1	1:51.153	33.708	47.477	29.968	268.0	6:19.413	3	1	1:51.794	35.108	46.887	29.799	268.0	5:56.040
4	1	1:51.295	33.596	48.044	29.655	267.3	8:10.708	4	1	1:52.668	34.552	47.834	30.282	266.7	7:48.708
5	1	1:50.679	33.249	47.653	29.777	266.7	10:01.387	5	1	1:49.610	33.560	46.413	29.637	267.3	9:38.318
6	1	1:52.091	33.670	46.752	31.669	265.4	11:53.478	6	1	1:51.318	33.580	47.397	30.341	265.4	11:29.636
7	1	1:49.793	33.413	45.327	31.053	268.7	13:43.271	7	1	1:49.131 B	33.332	46.099	29.700	266.0	13:18.767
8	1	1:48.969	33.409	45.470	30.090	268.7	15:32.240	8	1	6:25.576	5:09.866	45.981	29.729	265.4	19:44.343
9	1	1:52.271 B	33.472	48.737	30.062	266.7	17:24.511	9	1	1:49.257	33.733	46.018	29.506	266.0	21:33.600
10	2	5:52.414	4:32.396	49.007	31.011	266.0	23:16.925	10	1	1:50.606	34.491	46.274	29.841	266.0	23:24.206
11	2	1:53.724	33.452	48.184	32.088	265.4	25:10.649	11	1	1:50.186	33.349	46.567	30.270	265.4	25:14.392
12	2	1:53.134	34.614	47.875	30.645	268.0	27:03.783	12	1	1:51.581	33.375	48.011	30.195	264.7	27:05.973
13	2	1:50.764	33.629	46.517	30.618	269.3	28:54.547	13	1	1:49.088	33.553	45.740	29.795	266.7	28:55.061
14	2	1:49.150	33.311	45.952	29.887	268.7	30:43.697	14	1	1:48.376 B	33.348	45.837	29.191	267.3	30:43.437
15	2	1:51.519 B	33.676	47.224	30.619	267.3	32:35.216	15	2	3:25.923	2:04.440	49.727	31.756	265.4	34:09.360
16	2	7:17.382	5:57.280	47.842	32.260	269.3	39:52.598	16	2	1:54.108	35.287	48.734	30.087	266.0	36:03.468
17	2	1:50.064	33.377	46.874	29.813	267.3	41:42.662	17	2	1:53.949	34.149	49.693	30.107	262.8	37:57.417
18	2	1:50.211	32.910	46.633	30.668	268.0	43:32.873	18	2	1:53.678	34.030	48.002	31.646	266.7	39:51.095
19	2	1:51.665	33.915	46.500	31.250	268.7	45:24.538	19	2	1:52.354	33.905	47.672	30.777	244.9	41:43.449
20	2	1:48.080	33.321	45.212	29.547	267.3	47:12.618	20	2	1:51.488	34.696	46.713	30.079	266.0	43:34.937
21	2	1:49.205	32.834	46.380	29.991	269.3	49:01.823	21	2	1:54.923	34.554	49.830	30.539	266.0	45:29.860
22	2	1:51.895	33.332	47.795	30.768	272.0	50:53.718	22	2	1:51.591 B	33.712	48.511	29.368	263.4	47:21.451
23	2	1:49.257	33.437	46.076	29.744	270.0	52:42.975	23	2	3:20.795	2:03.980	47.180	29.635	266.0	50:42.246
24	2	1:50.718	32.880	47.138	30.700	268.7	54:33.693	24	2	1:48.424	33.247	45.683	29.494	265.4	52:30.670
25	2	1:49.850 B	32.765	47.126	29.959	267.3	56:23.543	25	2	1:54.503	36.233	46.882	31.388	264.7	54:25.173
26	2	5:02.097	3:46.654	45.481	29.962	267.3	1:01:25.640	26	2	1:53.069	35.954	47.450	29.665	264.7	56:18.242
007		Aston Martin Racing					Lola Aston Martin								
		1.Adrian Fernandez					LM P1								
		2.Christian Klien					3.Harold Primat								
1	3	2:18.385	53.007	52.500	32.878	254.7	2:18.385	1	3	2:18.385	53.007	52.500	32.878	254.7	2:18.385
2	3	2:06.893	36.336	49.239	41.318	257.8	4:25.278	2	3	2:06.893	36.336	49.239	41.318	257.8	4:25.278
3	3	1:56.795	35.516	49.511	31.768	257.1	6:22.073	3	3	1:56.795	35.516	49.511	31.768	257.1	6:22.073
4	3	1:55.373	34.869	49.126	31.378	257.1	8:17.446	4	3	1:55.373	34.869	49.126	31.378	257.1	8:17.446
5	3	1:55.220	35.448	48.457	31.315	257.8	10:12.666	5	3	1:55.220	35.448	48.457	31.315	257.8	10:12.666
6	3	1:58.426 B	35.686	48.820	33.920	254.7	12:11.092	6	3	1:58.426 B	35.686	48.820	33.920	254.7	12:11.092
7	3	6:55.243	5:34.297	49.157	31.789	255.3	19:06.335	7	3	6:55.243	5:34.297	49.157	31.789	255.3	19:06.335
8	3	1:56.404	35.065	49.880	31.459	254.7	21:02.739	8	3	1:56.404	35.065	49.880	31.459	254.7	21:02.739
9	3	1:57.709	35.045	50.149	32.515	257.8	23:00.448	9	3	1:57.709	35.045	50.149	32.515	257.8	23:00.448
10	3	1:55.602	34.661	48.895	32.046	255.9	24:56.050	10	3	1:55.602	34.661	48.895	32.046	255.9	24:56.050
11	3	1:54.434	35.119	48.217	31.098	257.1	26:50.484	11	3	1:54.434	35.119	48.217	31.098	257.1	26:50.484
12	3	1:54.941 B	34.646	48.895	31.400	257.1	28:45.425	12	3	1:54.941 B	34.646	48.895	31.400	257.1	28:45.425
13	2	5:26.862	3:56.200	55.105	35.557	251.7	34:12.287	13	2	5:26.862	3:56.200	55.105	35.557	251.7	34:12.287
14	2	2:03.312	37.884	52.019	33.409	255.3	36:15.599	14	2	2:03.312	37.884	52.019	33.		



ILMC

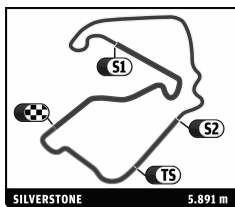
6 HOURS OF SILVERSTONE

Free Practice 1

Sector Analysis

■ Personal Best
 ■ Session Best
 ■ Crossing the finish line in pit lane

Lap	D	Time	Sector 1	Sector 2	Sector 3	T. Spd	Elapsed	Lap	D	Time	Sector 1	Sector 2	Sector 3	T. Spd	Elapsed
27	2	1:52.278	34.117	46.779	31.382	265.4	58:10.520								
28	2	1:52.056	33.685	48.651	29.720	264.1	1:00:02.576								
8 Peugeot Sport Total Peugeot 908 LM P1 1. Franck Montagny 2. Stéphane Sarrazin															
1	1	2:12.274	49.104	51.104	32.066	241.6	2:12.274								
2	1	1:54.218	37.000	47.127	30.091	266.0	4:06.492								
3	1	1:53.977	34.635	48.559	30.783	268.0	6:00.469								
4	1	1:48.426 B	33.949	46.595	27.882	265.4	7:48.895								
5	1	4:27.792	3:04.898	50.712	32.182	256.5	12:16.687								
6	1	1:53.537	34.619	46.983	31.935	265.4	14:10.224								
7	1	1:51.527	33.757	47.329	30.441	264.7	16:01.751								
8	1	1:51.428	34.247	47.206	29.975	265.4	17:53.179								
9	1	2:07.110 B	37.459	57.108	32.543	216.9	20:00.289								
10	1	5:20.775	4:01.819	48.441	30.515	267.3	25:21.064								
11	1	1:52.896	33.668	49.093	30.135	264.7	27:13.960								
12	1	1:50.908	34.198	46.764	29.946	267.3	29:04.868								
13	1	1:50.343 B	33.538	47.364	29.441	234.3	30:55.211								
14	2	3:07.210	1:46.183	48.491	32.536	266.0	34:02.421								
15	2	1:53.608	34.201	48.156	31.251	267.3	35:56.029								
16	2	1:52.031	34.110	47.352	30.569	268.0	37:48.060								
17	2	1:51.854	34.238	47.179	30.437	270.0	39:39.914								
18	2	1:51.038	34.026	46.893	30.119	268.0	41:30.952								
19	2	1:56.109 B	34.055	48.098	33.956	179.1	43:27.061								
20	2	3:33.830	2:17.674	46.535	29.621	266.0	47:00.891								
21	2	1:47.755	32.474	45.809	29.472	266.0	48:48.646								
22	2	1:49.639	34.383	45.347	29.909	268.0	50:38.285								
23	2	1:51.249 B	33.031	45.587	32.631	270.7	52:29.534								
24	2	4:44.284	3:25.516	47.920	30.848	265.4	57:13.818								
25	2	1:51.424	32.934	47.590	30.900	265.4	59:05.242								
26	2	1:53.024	34.277	48.418	30.329	264.1	1:00:58.266								
12 Rebellion Racing Lola B10/60 Coupé - Toyota LM P1 1. Neel Jani 2. Nicolas Prost															
1	1	3:08.869 B	1:37.252	55.263	36.354	252.3	3:08.869								
2	1	6:22.877	5:01.448	50.019	31.410	253.5	9:31.746								
3	1	1:53.265	35.265	47.132	30.868	255.3	11:25.011								
4	1	1:51.720	34.189	46.887	30.644	255.9	13:16.731								
5	1	1:56.764	34.503	51.080	31.181	255.3	15:13.495								
6	1	1:51.473	34.670	46.542	30.261	254.1	17:04.968								
7	1	1:56.285 B	34.065	49.394	32.826	252.9	19:01.253								
8	1	10:47.825	9:24.228	47.723	35.874	254.1	29:49.078								
9	1	1:55.715	34.681	50.061	30.973	254.1	31:44.793								
10	1	1:50.279	33.776	46.344	30.159	254.7	33:35.072								
11	1	1:54.566	33.852	49.813	30.901	250.6	35:29.638								
12	1	1:50.995	33.765	46.903	30.327	255.3	37:20.633								
13	1	1:52.077	33.647	46.254	32.176	254.7	39:12.710								
14	1	1:58.132 B	34.214	50.463	33.455	252.3	41:10.842								
15	1	3:50.181	2:20.969	52.700	36.512	179.4	45:01.023								
16	1	1:52.042	33.118	48.097	30.827	252.9	46:53.065								
17	1	1:48.694	33.144	45.675	29.875	254.7	48:41.759								
18	1	1:54.603	35.499	47.114	31.990	256.5	50:36.362								
19	1	1:53.374	34.470	45.605	33.299	255.9	52:29.736								
20	1	1:55.260	35.875	47.134	32.251	253.5	54:24.996								
21	1	1:55.628	37.332	47.858	30.438	254.7	56:20.624								
22	1	1:53.089	34.240	48.420	30.429	255.3	58:13.713								
23	1	1:53.056	34.638	47.026	31.392	258.4	1:00:06.769								
13 Rebellion Racing Lola B10/60 Coupé - Toyota LM P1 1. Andrea Belicchi 2. Jean Boullion															
1	2	3:30.386 B	1:50.394	58.880	41.112	234.8	3:30.386								
2	2	9:02.803	7:36.036	53.898	32.869	249.4	12:33.189								
3	2	1:56.745	35.877	49.556	31.312	257.1	14:29.934								
4	2	1:57.413	36.139	50.450	30.824	252.9	16:27.347								
5	2	1:55.052 B	36.042	47.557	31.453	255.9	18:22.399								
6	2	10:34.774	9:12.100	48.719	33.955	254.7	28:57.173								
7	2	1:52.863	34.338	47.144	31.381	257.8	30:50.036								
8	2	1:54.946 B	34.632	47.727	32.587	251.2	32:44.982								
9	2	6:04.370	4:42.624	50.600	31.146	250.6	38:49.352								
10	2	1:49.984	33.809	46.149	30.026	259.0	40:39.336								
11	2	1:50.939	33.900	46.792	30.247	255.9	42:30.275								
12	2	1:52.868	33.920	48.388	30.560	255.9	44:23.143								
13	2	1:55.717 B	35.882	47.073	32.762	256.5	46:18.860								
14	2	4:42.495	3:22.430	49.337	30.728	248.8	51:01.355								
15	2	1:55.630	35.551	48.543	31.536	239.5	52:56.985								
16	2	1:55.724	35.353	49.928	30.443	253.5	54:52.709								
17	2	1:51.250	33.377	47.840	30.033	259.0	56:43.959								
18	2	2:00.457	36.743	53.255	30.459	254.7	58:44.416								
19	2	1:49.849	33.980	46.034	29.835	256.5	1:00:34.265								
15 Oak Racing Oak Pescarolo - Judd LM P1 1. Matthieu Lahaye 2. Guillaume Moreau 3. Pierre Ragues															
1	2	2:24.060 B	58.546	52.964	32.550	249.4	2:24.060								
2	2	4:35.479	3:15.980	48.687	30.812	249.4	6:59.539								
3	2	1:51.598	33.876	46.639	31.083	254.7	8:51.137								
4	2	1:52.144	34.667	46.508	30.969	250.0	10:43.281								
5	2	1:51.078	33.900	47.049	30.129	251.7	12:34.359								
6	2	1:52.843	34.226	46.881	31.736	251.7	14:27.202								
7	2	1:53.116	34.334	48.416	30.366	252.3	16:20.318								
8	2	1:50.939	33.818	47.118	30.003	253.5	18:11.257								
9	2	1:49.961	34.043	45.952	29.966	253.5	20:01.218								
10	2	1:51.299 B	33.712	46.712	30.875	253.5	21:52.517								
11	2	7:20.069	6:02.922	46.538	30.609	256.5	29:12.586								
12	2	1:52.539	35.230	47.206	30.103	254.7	31:05.125								
13	2	1:50.116	33.731	46.457	29.928	254.1	32:55.241								
14	2	1:53.125	33.548	48.256	31.321	252.3	34:48.366								
15	2	2:07.015	34.471	53.455	39.089	203.8	36:55.381								
16	2	1:51.532 B	33.891	48.081	29.560	252.9	38:46.913								
17	1	6:30.039	5:05.429	52.417	32.193	247.7	45:16.952								
18	1	1:52.921	34.578	47.520	30.823	253.5	47:09.873								
19	1	1:52.697	34.352	47.372	30.973	254.1	49:02.570								
20	1	1:54.116	34.909	47.507	31.700	254.7	50:56.686								
21	1	1:51.604	34.220	47.257	30.127	255.9	52:48.290								
22	1	1:51.846	34.148	46.499	31.199	255.9	54:40.136								
23	1	1:55.603	35.565	48.186	31.852	254.1	56:35.739								
24	1	1:55.681	33.743	51.186	30.752	255.3	58:31.420								
25	1	1:54.928	34.058	48.460	32.410	252.3	1:00:26.348								
16 Pescarolo Team Pescarolo - Judd LM P1 1. Emmanuel Collard 2. Christophe Tinseau 3. Julien Jousse															
1	1	2:46.177	1:20.466	53.551	32.160	254.7	2:46.177								
2	1	1:59.162	36.767	50.344	32.051	256.5	4:45.339								
3	1	1:58.331	36.364	50.558	31.409	251.2	6:43.670								



ILMC

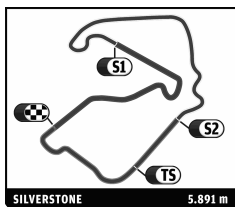
6 HOURS OF SILVERSTONE

Free Practice 1

Sector Analysis

■ Personal Best
 ■ Session Best
 ■ Crossing the finish line in pit lane

Lap	D	Time	Sector 1	Sector 2	Sector 3	T. Spd	Elapsed	Lap	D	Time	Sector 1	Sector 2	Sector 3	T. Spd	Elapsed
23 MK Corse Zytek 09 Hybrid LM P1 1. Maximo Cortes 3. Giacomo Piccini 2. Ferdinando Geri															
1	2	5:32.159 B	3:54.781	57.374	40.004	221.3	5:32.159	1	3	2:31.343	1:00.266	55.902	35.175	237.9	2:31.343
2	2	6:40.545	5:07.198	57.344	36.003	231.8	12:12.704	2	3	2:01.812	37.281	51.407	33.124	240.5	4:33.155
3	2	2:08.198	40.419	53.471	34.308	245.5	14:20.902	3	3	2:00.176	36.051	51.689	32.436	237.4	6:33.331
4	2	2:05.695	38.097	53.696	33.902	247.1	16:26.597	4	3	1:58.830	35.622	48.886	34.322	241.1	8:32.161
5	2	2:05.993	38.849	53.287	33.857	246.6	18:32.590	5	3	1:58.696	36.262	49.277	33.157	238.4	10:30.857
6	2	2:05.959 B	38.321	53.930	33.708	246.0	20:38.549	6	3	2:03.867 B	36.499	52.133	35.235	243.8	12:34.724
7	2	6:53.819	5:27.486	52.652	33.681	250.6	27:32.368	7	3	6:25.777	5:02.545	50.510	32.722	240.0	19:00.501
8	2	2:01.456	37.508	50.893	33.055	250.0	29:33.824	8	3	1:56.316	36.050	48.304	31.962	242.2	20:56.817
9	2	2:20.653	55.173	51.107	34.373	245.5	31:54.477	9	3	1:58.668	36.264	50.407	31.997	238.9	22:55.485
10	2	2:02.959	37.013	51.458	34.488	248.8	33:57.436	10	3	2:00.163 B	35.466	51.806	32.891	240.5	24:55.648
11	2	2:01.424	37.092	51.237	33.095	250.0	35:58.860	11	3	4:31.981	3:12.713	48.024	31.244	242.2	29:27.629
12	2	2:04.395	38.120	51.354	34.921	242.7	38:03.255	12	3	1:54.174	35.162	47.587	31.425	242.2	31:21.803
13	2	2:01.700	36.356	51.786	33.558	247.7	40:04.955	13	3	1:53.465	35.034	47.354	31.077	242.7	33:15.268
14	2	1:59.473 B	36.447	50.335	32.691	244.3	42:04.428	14	3	1:55.559	34.975	49.313	31.271	243.2	35:10.827
15	3	6:09.004	4:44.828	51.053	33.123	249.4	48:13.432	15	3	1:58.151 B	35.249	48.397	34.505	246.0	37:08.978
16	3	1:59.333	36.037	48.568	34.728	248.3	50:12.765	16	1	4:01.555	2:37.368	51.241	32.946	244.9	41:10.533
17	3	1:57.108	35.994	48.270	32.844	249.4	52:09.873	17	1	2:00.438	38.610	49.955	31.873	241.6	43:10.971
18	3	1:55.688	36.243	47.932	31.513	253.5	54:05.561	18	1	1:58.828	35.709	51.334	31.785	246.6	45:09.799
19	3	2:00.405	35.105	49.749	35.551	247.1	56:05.966	19	1	1:54.787	34.992	48.451	31.344	242.2	47:04.586
20	3	1:55.600	35.324	48.609	31.667	250.6	58:01.566	20	1	1:55.088	35.001	47.876	32.211	244.3	48:59.674
21	3	2:00.792 B	36.055	48.464	36.273	248.8	1:00:02.358	21	1	1:56.771 B	34.640	49.715	32.416	242.2	50:56.445
26 Signatech Nissan Oreca 03 - Nissan LM P2 1. Franck Mailleux 3. Jean-Karl Vernay 2. Lucas Ordoñez															
9	2	1:53.271	35.378	46.616	31.277	251.2	27:31.301	22	1	2:07.102 B	35.032	51.275	40.795	233.8	57:20.780
10	2	1:51.881	35.060	46.615	30.206	251.7	29:23.182	23	1	3:07.168	1:45.405	48.959	32.804	253.5	1:00:27.948
11	2	1:51.897	34.640	46.750	30.507	252.9	31:15.079								
12	2	1:52.326	34.135	47.067	31.124	252.3	33:07.405								
13	2	1:53.404	34.683	47.428	31.293	251.2	35:00.809								
14	2	2:00.383 B	35.338	51.012	34.033	250.0	37:01.192								
15	1	6:31.547	5:05.370	52.918	33.259	251.2	43:32.739								
16	1	1:59.123	36.388	50.047	32.688	241.1	45:31.862								
17	1	1:57.135	35.320	50.153	31.662	250.0	47:28.997								
18	1	1:57.389	35.297	50.737	31.355	252.3	49:26.386								
19	1	1:55.790	35.405	48.966	31.419	251.2	51:22.176								
20	1	1:56.073	36.142	47.930	32.001	253.5	53:18.249								
21	1	1:55.429	35.754	48.822	30.853	251.7	55:13.678								
24 Oak Racing Oak Pescarolo - Judd LM P1 1. Jacques Nicolet 3. Olivier Pla 2. Alexandre Premat															
1	2	2:49.017 B	1:19.914	53.962	35.141	217.3	2:49.017								
2	2	4:37.033	3:15.974	50.137	30.922	250.6	7:26.050								
3	2	1:54.555	36.323	47.231	31.001	251.2	9:20.605								
4	2	1:55.439	35.855	47.286	32.298	251.7	11:16.044								
5	2	1:52.610	34.838	46.703	31.069	251.2	13:08.654								
6	2	1:56.002 B	36.161	46.855	32.986	252.9	15:04.656								
7	2	6:25.653 B	5:05.585	48.866	31.202	251.7	21:30.309								
8	2	4:07.721	2:49.764	47.210	30.747	252.3	25:38.030								
35 Oak Racing Oak Pescarolo - Judd LM P2 1. Jean-Francois Yvon 3. Patrice Lafargue 2. Frederic Da Rocha															
1	1	4:08.989	2:25.261	1:05.549	38.179	222.7	4:08.989								
2	1	2:41.649	1:03.616	1:00.135	37.898	192.2	6:50.638								
3	1	2:09.163	40.198	53.805	35.160	239.5	8:59.801								
4	1	2:05.016	37.397	53.826	33.793	241.1	11:04.817								
5	1	2:05.912	37.936	52.775	35.201	240.0	13:10.729								
6	1	2:11.603	37.923	54.587	39.093	238.9	15:22.332								
7	1	2:15.464 B	40.030	54.577	40.857	238.9	17:37.796								
8	1	5:58.413	4:32.447	52.302	33.664	238.9	23:36.209								
9	1	2:01.438	37.443	51.075	32.920	241.6	25:37.647								
10	1	2:06.166 B	38.100	50.512	37.554	238.9	27:43.813								
11	3	5:01.498	3:31.812	54.829	34.857	240.0	32:45.311								
12	3	2:05.513	37.669	54.041	33.803	240.0	34:50.824								



ILMC

6 HOURS OF SILVERSTONE

Free Practice 1

Sector Analysis

■ Personal Best
 ■ Session Best
 ■ B Crossing the finish line in pit lane

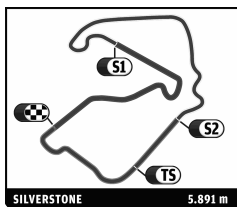
Lap	D	Time	Sector 1	Sector 2	Sector 3	T. Spd	Elapsed	Lap	D	Time	Sector 1	Sector 2	Sector 3	T. Spd	Elapsed
1	3	2:45.268	1:16.488	54.584	34.196	241.6	2:45.268	10	1	1:55.270	35.612	48.213	31.445	241.6	26:38.701
2	3	2:04.941 B	37.885	52.551	34.505	243.8	4:50.209	11	1	1:55.542	35.212	48.040	32.290	243.2	28:34.243
3	3	6:10.462	4:47.513	50.934	32.015	243.2	11:00.671	12	1	2:00.422 B	36.120	48.327	35.975	243.2	30:34.665
4	3	1:58.859	36.251	50.858	31.750	241.1	12:59.530	13	1	4:32.880	3:07.545	51.537	33.798	243.8	35:07.545
5	3	1:55.024	35.111	48.391	31.522	243.8	14:54.554	14	1	2:01.875	36.487	50.101	35.287	243.8	37:09.420
6	3	1:57.981	34.962	49.293	33.726	213.4	16:52.535	15	1	2:00.174	37.390	50.360	32.424	245.5	39:09.594
7	3	1:53.944	35.046	47.924	30.974	243.8	18:46.479	16	1	1:57.102	35.949	49.005	32.148	246.0	41:06.696
8	3	2:01.408 B	38.514	50.713	32.181	243.2	20:47.887	17	1	2:01.632	36.185	51.421	34.026	237.4	43:08.328
9	3	4:21.335	2:58.794	50.830	31.711	243.2	25:09.222	18	1	1:58.356	36.749	49.192	32.415	242.7	45:06.684
10	3	1:55.262	34.794	48.674	31.794	243.8	27:04.484	19	1	1:55.931 B	35.456	48.977	31.498	242.2	47:02.615
11	3	1:57.973 B	34.819	48.177	34.977	234.8	29:02.457	20	2	4:30.570	3:09.057	49.446	32.067	242.7	51:33.185
12	1	17:10.696	...	56.533	34.443	240.0	46:13.153	21	2	1:55.588	35.089	48.345	32.154	243.8	53:28.773
13	1	2:04.544	38.233	52.792	33.519	241.6	48:17.697	22	2	2:01.139 B	35.398	50.787	34.954	242.2	55:29.912
14	1	2:01.708	36.389	52.389	32.930	240.5	50:19.405								
15	1	2:05.079	36.241	55.185	33.653	239.5	52:24.484								
16	1	2:02.109	36.730	51.248	34.131	241.6	54:26.593								
17	1	2:02.804	38.854	51.192	32.758	243.8	56:29.397								
18	1	3:30.931 B	37.009	2:00.666	53.256	122.9	1:00:00.328								

43		RLR Msport		3.Warren Hughes		MG Lola EX265 - Judd	
		1.Barry Gates				LM P2	
		2.Rob Garofall					
1	3	2:56.636	1:27.290	54.366	34.980	232.3	2:56.636
2	3	2:03.047 B	37.289	51.095	34.663	233.3	4:59.683
3	3	3:58.948	2:36.208	49.831	32.909	233.8	8:58.631
4	3	1:58.265	35.750	50.354	32.161	231.3	10:56.896
5	3	1:57.920	36.019	50.109	31.792	232.3	12:54.816
6	3	1:56.766	35.939	48.733	32.094	233.3	14:51.582
7	3	1:59.955 B	36.017	51.073	32.865	228.3	16:51.537
8	3	6:29.157	5:07.839	49.750	31.568	232.3	23:20.694
9	3	1:56.990	35.407	49.213	32.370	232.3	25:17.684
10	3	1:59.157	35.466	51.262	32.429	230.3	27:16.841
11	3	1:56.824	35.542	48.880	32.402	232.3	29:13.665
12	3	1:57.689	36.279	49.455	31.955	233.3	31:11.354
13	3	2:00.796 B	36.970	50.307	33.519	231.3	33:12.150
14	3	5:03.570	3:41.359	50.401	31.810	232.3	38:15.720
15	3	1:58.828	36.931	48.590	33.307	234.8	40:14.548
16	3	1:58.134	35.665	49.539	32.930	232.3	42:12.682
17	3	2:00.383	35.677	51.338	33.368	234.3	44:13.065
18	3	2:02.782 B	36.283	50.193	36.306	235.3	46:15.847
19	1	3:58.390	2:32.527	52.131	33.732	230.3	50:14.237
20	1	2:01.103	37.221	50.670	33.212	231.3	52:15.340
21	1	2:04.868	38.537	51.192	35.139	230.3	54:20.208
22	1	2:06.407	41.177	52.147	33.083	232.8	56:26.615
23	1	2:00.172	36.682	50.193	33.297	231.8	58:26.787
24	1	2:00.584	36.110	51.006	33.468	231.3	1:00:27.371

45		Boutsen Energy Racing		3.Gabriele Gardel		Corvette C6-ZR1	
		1.Dominik Kraihamer				LM GTE Am	
		2.Thor-Christian Ebbesvik					
1	1	3:17.928 B	1:40.203	56.360	41.365	238.4	3:17.928
2	1	4:07.247 B	2:42.580	50.652	34.015	241.1	7:25.175
3	1	2:23.382	57.210	53.276	32.896	238.4	9:48.557
4	1	1:58.463	36.898	49.916	31.649	241.6	11:47.020
5	1	1:56.656	35.607	48.474	32.575	241.6	13:43.676
6	1	1:57.532	37.823	48.352	31.357	242.2	15:41.208
7	1	1:59.028 B	35.208	48.270	35.550	240.0	17:40.236
8	1	5:06.852	3:44.927	49.918	32.007	234.4	22:47.088
9	1	1:56.343	36.233	48.617	31.493	241.6	24:43.431

46		TDS Racing		3.Jody Firth		Oreca 03 - Nissan	
		1.Mathias Beche				LM P2	
		2.Pierre Thiriet					
1	2	2:29.074 B	56.256	56.768	36.050	236.3	2:29.074
2	2	3:14.922	1:49.522	52.801	32.599	237.9	5:43.996
3	2	1:59.167	36.735	50.342	32.090	240.5	7:43.163
4	2	1:59.328	35.995	50.943	32.390	241.1	9:42.491
5	2	1:56.003	35.381	48.967	31.655	238.9	11:38.494
6	2	1:57.216	36.640	48.953	31.623	238.4	13:35.710
7	2	1:56.147	35.350	49.379	31.418	240.0	15:31.857
8	2	2:07.115 B	35.811	51.043	40.261	237.4	17:38.972
9	2	3:40.247	2:18.154	50.394	31.699	238.4	21:19.219
10	2	1:53.493	34.816	47.838	30.839	240.5	23:12.712
11	2	1:58.193	34.570	51.055	32.568	240.0	25:10.905
12	2	1:57.230	36.293	49.164	31.773	243.8	27:08.135
13	2	1:54.797	35.653	47.984	31.160	241.1	29:02.932
14	2	1:54.071	34.571	47.510	31.990	242.2	30:57.003
15	2	1:53.655	34.616	48.008	31.031	241.6	32:50.658
16	2	2:00.060 B	35.091	51.553	33.416	239.5	34:50.718
17	3	5:32.101	4:07.947	51.303	32.851	237.9	40:22.819
18	3	1:57.951	36.269	49.936	31.746	238.4	42:20.770
19	3	1:57.190	35.379	49.657	32.154	238.4	44:17.960
20	3	1:57.137	37.320	48.361	31.456	240.0	46:15.097
21	3	1:56.467	35.493	48.509	32.465	240.0	48:11.564
22	3	1:58.464	36.717	48.000	33.747	241.6	50:10.028
23	3	1:57.261	35.838	48.910	32.513	238.9	52:07.289
24	3	1:57.763	35.437	49.673	32.653	239.5	54:05.052
25	3	2:01.303	35.324	53.071	32.908	242.2	56:06.355
26	3	1:58.658	36.254	49.752	32.652	240.0	58:05.013
27	3	3:58.641 B	35.071	2:07.124	1:16.446	77.4	1:02:03.654

50		Larbre Competition		3.Gabriele Gardel		Corvette C6-ZR1	
		1.Patrick Bornhauser				LM GTE Am	
		2.Julien Canal					
1	3	3:16.787 B	1:34.966	1:00.417	41.404	231.3	3:16.787
2	3	4:39.518	3:05.247	58.188	36.083	231.8	7:56.305
3	3	2:12.442	39.976	56.315	36.151	233.3	10:08.747
4	3	2:09.800	39.194	55.591	35.015	232.3	12:18.547
5	3	2:08.579	38.665	54.865	35.049	232.8	14:27.126
6	3	2:07.866	38.531	54.570	34.765	233.8	16:34.992
7	3	2:13.506 B	39.117	55.170	39.219	230.8	18:48.498
8	1	6:14.974	4:33.736	1:03.099	38.139	224.5	25:03.472
9	1	2:21.311	44.555	59.800	36.956	231.3	27:24.783
10	1	2:14.735	40.995	57.465	36.275	232.3	29:39.518
11	1	2:12.277	40.240	56.421	35.616	233.8	31:51.795



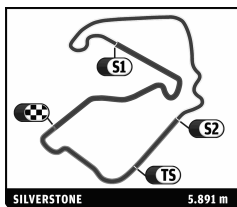
ILMC 6 HOURS OF SILVERSTONE

Free Practice 1

Sector Analysis

■ Personal Best
 ■ Session Best
 ■ B Crossing the finish line in pit lane

Lap	D	Time	Sector 1	Sector 2	Sector 3	T. Spd	Elapsed	Lap	D	Time	Sector 1	Sector 2	Sector 3	T. Spd	Elapsed
51 AF Corse Ferrari F458 Italia LM GTE Pro 1. Giancarlo Fisichella 2. Gianmaria Bruni															
1	1	3:02.515	1:32.500	55.643	34.372	229.3	3:02.515								
2	1	2:04.486	37.747	52.903	33.836	229.3	5:07.001								
3	1	2:03.955	37.571	52.538	33.846	229.8	7:10.956								
4	1	2:04.586	37.472	52.790	34.324	228.8	9:15.542								
5	1	2:07.981 B	39.119	53.966	34.896	228.3	11:23.523								
6	1	9:20.282	7:50.880	53.485	35.917	228.8	20:43.805								
7	1	2:05.270	38.321	52.830	34.119	229.3	22:49.075								
8	1	2:04.538	37.697	52.897	33.944	229.8	24:53.613								
9	1	2:07.486 B	38.019	53.775	35.692	229.3	27:01.099								
10	2	5:42.669	4:10.596	56.545	35.528	226.4	32:43.768								
11	2	2:14.952	38.759	58.873	37.320	185.2	34:58.720								
12	2	2:07.049	37.413	53.137	36.499	220.9	37:05.769								
13	2	2:02.647	36.942	52.188	33.517	231.8	39:08.416								
14	2	2:04.696 B	37.267	54.174	33.255	231.3	41:13.112								
15	1	4:11.090	2:40.181	55.719	35.190	231.3	45:24.202								
16	1	2:06.968	38.861	53.804	34.303	229.8	47:31.170								
17	1	2:05.821	38.509	53.280	34.032	230.3	49:36.991								
18	1	2:05.014	38.134	52.896	33.984	229.8	51:42.005								
19	1	2:05.107	38.226	52.997	33.884	228.8	53:47.112								
20	1	2:07.271	38.852	54.147	34.272	228.3	55:54.383								
21	1	2:05.427	38.223	53.129	34.075	230.8	57:59.810								
22	1	2:06.799	38.170	54.194	34.435	230.3	1:00:06.609								
55 BMW Motorsport BMW M3 LM GTE Pro 1. Augusto Farfus 2. Jörg Müller															
1	2	2:22.824	51.504	55.780	35.540	232.3	2:22.824								
2	2	2:07.074	38.635	53.885	34.554	231.8	4:29.898								
3	2	2:05.381	37.654	53.184	34.543	228.8	6:35.279								
4	2	2:05.082	37.397	53.271	34.414	229.3	8:40.361								
5	2	2:05.092 B	37.824	53.704	33.564	229.3	10:45.453								
6	2	12:15.815	...	54.725	35.191	228.3	23:01.268								
7	2	2:09.280	39.732	54.226	35.322	229.3	25:10.548								
8	2	2:08.586	39.171	54.322	35.093	228.3	27:19.134								
9	2	2:06.463 B	38.668	54.958	32.837	228.8	29:25.597								
10	2	6:36.796	4:59.175	1:00.625	36.996	227.4	36:02.393								
11	2	2:12.471	40.267	56.481	35.723	228.3	38:14.864								
12	2	2:11.049	39.720	56.111	35.218	231.3	40:25.913								
13	2	2:09.206	38.905	55.176	35.125	230.8	42:35.119								
14	2	2:10.438 B	38.653	55.247	36.538	230.3	44:45.557								
15	1	3:34.257	2:07.318	52.780	34.159	232.3	48:19.814								
16	1	2:04.183	37.478	52.826	33.879	231.8	50:23.997								
17	1	2:05.030	37.390	52.988	34.652	234.3	52:29.027								
56 BMW Motorsport BMW M3 LM GTE Pro 1. Andy Priaulx 2. Uwe Alzen															
1	2	2:53.674	1:16.899	59.239	37.536	229.8	2:53.674								
2	2	2:08.538	39.424	54.274	34.840	230.3	5:02.212								
3	2	2:05.018	37.717	53.247	34.054	230.8	7:07.230								
4	2	2:04.393	37.765	52.596	34.032	230.8	9:11.623								
5	2	2:05.431	37.671	53.106	34.654	229.8	11:17.054								
6	2	2:05.444	37.562	53.598	34.284	228.3	13:22.498								
7	2	2:16.182 B	38.365	54.161	43.656	210.1	15:38.680								
8	2	9:19.492	7:49.662	55.114	34.716	229.8	24:58.172								
9	2	2:07.818 B	38.086	56.162	33.570	227.8	27:05.990								
10	2	4:10.233	2:41.316	54.351	34.566	228.8	31:16.223								
11	2	2:06.111 B	38.090	54.862	33.159	226.9	33:22.334								
12	1	3:40.675	2:08.961	55.937	35.777	228.8	37:03.009								
13	1	2:11.455	39.405	56.019	36.031	227.4	39:14.464								
14	1	2:09.933	39.073	55.473	35.387	226.9	41:24.397								
15	1	2:07.520 B	39.010	55.267	33.243	227.8	43:31.917								
16	1	4:12.165	2:41.912	55.011	35.242	228.8	47:44.082								
17	1	2:07.422	38.549	54.133	34.740	229.3	49:51.504								
18	1	2:07.121	38.472	53.951	34.698	228.8	51:58.625								
19	1	2:06.262	38.319	53.583	34.360	229.3	54:04.887								
20	1	2:07.034	38.548	53.932	34.554	229.3	56:11.921								
21	1	2:06.019	37.814	53.704	34.501	231.3	58:17.940								
22	1	2:07.670	37.948	54.062	35.660	233.8	1:00:25.610								
57 Krohn Racing Ferrari F430 LM GTE Am 1. Tracy Krohn 2. Niclas Jönson 3. Michele Rugolo															
1	2	4:17.605 B	2:27.148	1:07.738	42.719	177.0	4:17.605								
2	2	6:09.373	4:36.594	57.287	35.492	229.8	10:26.978								
3	2	2:11.606	41.720	55.007	34.879	229.3	12:38.584								
4	2	2:07.768	39.363	53.948	34.457	229.8	14:46.352								
5	2	2:07.462	38.391	53.840	35.231	229.8	16:53.814								
6	2	2:06.455	38.079	53.683	34.693	230.3	19:00.269								
7	2	2:09.263 B	39.911	55.174	34.178	228.8	21:09.532								
8	1	9:39.827	8:03.382	58.754	37.691	228.3	30:49.359								
9	1	2:19.118	42.373	59.736	37.009	227.8	33:08.477								
10	1	3:28.969	40.581	2:10.578	37.810	225.9	36:37.446								
11	1	2:17.286	42.319	57.619	37.348	229.3	38:54.732								
12	1	2:15.758	41.318	57.717	36.723	229.3	41:10.490								
13	1	2:16.422	42.150	58.256	36.016	229.3	43:26.912								
14	1	2:15.505	40.198	58.757	36.550	227.4	45:42.417								
15	1	2:14.340	40.845	57.297	36.198	229.3	47:56.757								
16	1	2:15.748	40.776	57.332	37.640	228.8	50:12.505								
17	1	2:16.410 B	40.965	56.922	38.523	230.8	52:28.915								
18	3	5:14.904	3:41.647	56.767	36.490	229.3	57:43.819								
19	3	2:11.124	39.615	55.716	35.793	230.3	59:54.943								
20	3	2:09.442	38.768	55.236	35.438	231.3	1:02:04.385								
58 Luxury Racing Ferrari F458 Italia LM GTE Pro 1. Anthony Beltoise 2. François Jakubowski 3. Nicolas Marroc															
1	1	3:15.733	1:42.173	57.780	35.780	226.4	3:15.733								
2	1	2:11.833	39.880	55.975	35.978	229.8	5:27.566								



ILMC

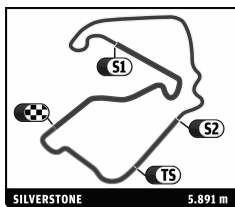
6 HOURS OF SILVERSTONE

Free Practice 1

Sector Analysis

■ Personal Best
 ■ Session Best
 ■ Crossing the finish line in pit lane

Lap	D	Time	Sector 1	Sector 2	Sector 3	T. Spd	Elapsed	Lap	D	Time	Sector 1	Sector 2	Sector 3	T. Spd	Elapsed
59 Luxury Racing Ferrari F458 Italia 1. Stéphane Ortelli LM GTE Pro 2. Frédéric Makowiecki															
1	1	3:16.361	1:45.938	55.693	34.730	234.3	3:16.361								
2	1	2:05.474	38.546	53.245	33.683	233.3	5:21.835								
3	1	2:03.913	37.263	52.914	33.736	233.3	7:25.748								
4	1	2:04.600	39.116	53.045	32.439	233.3	9:30.348								
5	2	8:51.381	7:22.985	54.226	34.170	230.3	18:21.729								
6	2	2:03.824	37.399	52.839	33.586	231.8	20:25.553								
7	2	2:07.317	38.109	53.295	35.913	232.3	22:32.870								
8	2	2:03.774	37.433	52.729	33.612	233.3	24:36.644								
9	2	2:02.495	37.640	53.004	31.851	232.8	26:39.139								
10	2	6:46.737	5:12.131	1:00.362	34.244	231.8	33:25.876								
11	2	2:06.679	37.324	55.249	34.106	230.8	35:32.555								
12	2	2:03.796	37.571	52.717	33.508	234.3	37:36.351								
13	2	2:01.771	37.235	52.946	31.590	233.8	39:38.122								
14	1	5:08.864	3:37.839	56.325	34.700	231.8	44:46.986								
15	1	2:07.318	38.442	54.319	34.557	231.3	46:54.304								
16	1	2:06.797	38.411	53.639	34.747	232.3	49:01.101								
17	1	2:07.275	38.543	54.110	34.622	231.3	51:08.376								
18	1	2:06.141	38.042	53.928	34.171	232.8	53:14.517								
19	1	2:05.781	38.085	53.304	34.392	232.3	55:20.298								
20	1	2:05.951	38.231	53.616	34.104	232.8	57:26.249								
21	1	2:05.892	38.232	53.348	34.312	232.3	59:32.141								
22	1	2:06.064	37.961	53.660	34.443	234.3	1:01:38.205								
60 Gulf AMR Middle East Aston Martin Vantage 1. Fabien Giroix LM GTE Am 2. Roald Goethe															
1	1	3:27.466	1:46.201	1:00.359	40.906	228.8	3:27.466								
2	1	4:12.764	2:40.997	56.045	35.722	228.3	7:40.230								
3	1	2:11.951	39.220	56.081	36.650	228.8	9:52.181								
4	1	2:15.737	39.116	57.673	38.948	218.6	12:07.918								
5	1	9:40.497	8:08.598	56.290	35.609	229.3	21:48.415								
6	1	2:09.450	38.894	55.412	35.144	230.3	23:57.865								
7	1	2:08.576	38.547	54.872	35.157	229.3	26:06.441								
8	1	2:13.257	38.242	1:00.431	34.584	230.8	28:19.698								
9	3	6:29.918	4:51.455	1:00.306	38.157	227.4	34:49.616								
10	3	2:17.403	41.476	58.793	37.134	216.4	37:07.019								
61 AF Corse Ferrari F430 1. Piergiuseppe Perazzini LM GTE Am 2. Marco Cioci 3. Stéphane Lemeret															
1	2	3:23.363	1:45.135	1:00.314	37.914	225.9	3:23.363								
2	2	4:19.591	2:42.205	1:01.608	35.778	225.0	7:42.954								
3	2	2:09.787	39.152	55.268	35.367	227.4	9:52.741								
4	2	2:09.001	38.937	55.114	34.950	225.5	12:01.742								
5	2	2:07.948	38.436	54.569	34.943	225.9	14:09.690								
6	2	2:10.041	39.899	55.970	34.172	225.0	16:19.731								
7	2	14:38.963	...	56.327	35.187	226.9	30:58.694								
8	2	2:08.172	38.595	54.531	35.046	227.8	33:06.866								
9	2	2:10.851	39.541	56.711	34.599	225.5	35:17.717								
10	2	10:46.717	9:16.030	55.460	35.227	225.5	46:04.434								
11	2	2:08.863	38.710	54.754	35.399	225.5	48:13.297								
12	2	2:14.826	40.561	59.524	34.741	223.6	50:28.123								
13	1	3:54.817	2:18.223	58.232	38.362	217.3	54:22.940								
14	1	2:15.415	41.753	56.909	36.753	226.4	56:38.355								
15	1	2:18.065	41.244	59.757	37.064	227.4	58:56.420								
16	1	2:14.817	40.002	58.778	36.037	226.4	1:01:11.237								
62 CRS Racing Ferrari F430 1. Pierre Ehret LM GTE Am 2. Tim Mullen 3. Roger Wills															
1	2	10:09.031	8:33.188	58.531	37.312	225.9	10:09.031								
2	2	2:10.798	39.746	55.619	35.433	228.8	12:19.829								
3	2	2:08.401	38.534	54.737	35.130	227.8	14:28.230								
4	2	2:08.448	38.909	54.650	34.889	228.3	16:36.678								
5	2	2:08.199	38.539	54.596	35.064	230.3	18:44.877								
6	2	2:08.702	38.543	54.631	35.528	229.3	20:53.579								
7	1	9:05.577	7:26.216	1:01.172	38.189	224.5	29:59.156								
8	1	2:16.890	42.236	58.504	36.150	227.4	32:16.046								
9	1	2:14.280	40.166	57.970	36.144	225.9	34:30.326								
10	1	2:11.643	39.513	56.173	35.957	228.8	36:41.969								
11	1	2:11.520	39.251	56.332	35.937	227.4	38:53.489								
12	1	2:10.569	39.251	55.972	35.346	228.3	41:04.058								
13	1	2:11.483	40.076	56.064	35.343	226.9	43:15.541								
14	1	2:17.434	39.607	57.720	40.107	227.8	45:32.975								
15	3	8:41.424	7:09.028	56.675	35.721	225.9	54:14.399								
16	3	2:10.624	39.450	55.869	35.305	225.9	56:25.023								
17	3	2:08.951	39.333	54.932	34.686	226.9	58:33.974								
18	3	2:23.391	38.760	1:08.680	35.951	225.5	1:00:57.365								
63 Proton Competition Porsche 911 RSR (997) 1. Patrick Long LM GTE Am 2. Gianluca Roda															
1	1	4:31.658	2:42.275	1:06.571	42.812	183.1	4:31.658								
2	1	5:38.607	4:03.466	58.173	36.968	230.3	10:10.265								
3	1	2:11.753	40.773	56.708	34.272	230.8	12:22.018								
4	1	4:12.041	2:39.149	56.931	35.961	229.3	16:34.059								



ILMC

6 HOURS OF SILVERSTONE

Free Practice 1

Sector Analysis

■ Personal Best
 ■ Session Best
 ■ Crossing the finish line in pit lane

Lap	D	Time	Sector 1	Sector 2	Sector 3	T. Spd	Elapsed	Lap	D	Time	Sector 1	Sector 2	Sector 3	T. Spd	Elapsed
5	1	2:11.600	41.351	55.161	35.088	232.8	18:45.659								
6	1	2:08.411	38.596	54.846	34.969	232.8	20:54.070								
7	1	2:08.971	39.179	54.804	34.988	231.8	23:03.041								
8	1	2:10.371 B	39.572	55.742	35.057	231.3	25:13.412								
9	1	5:36.376	4:03.257	56.953	36.166	210.1	30:49.788								
10	1	2:10.095	40.961	54.505	34.629	232.3	32:59.883								
11	1	2:07.287	38.440	54.277	34.570	231.8	35:07.170								
12	1	2:07.029 B	39.091	54.439	33.499	232.8	37:14.199								
13	2	4:40.553	2:54.242	1:08.563	37.748	229.3	41:54.752								
14	2	2:20.552	44.700	59.202	36.650	231.3	44:15.304								
15	2	2:17.914 B	44.018	58.521	35.375	229.8	46:33.218								
16	2	7:13.329	5:39.889	56.688	36.752	229.8	53:46.547								
17	2	2:12.881	40.943	56.303	35.635	233.8	55:59.428								
18	2	2:13.505	39.603	57.288	36.614	231.8	58:12.933								
19	2	2:13.242	40.048	56.730	36.464	231.3	1:00:26.175								

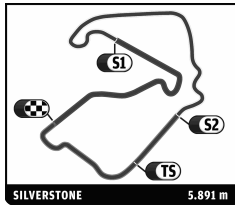
64		Lotus Jetalliance		3. David Heinemeier		Lotus Evora	
		1. Lukas Lichtner-Hoyer				LM GTE Pro	
		2. Martin Rich					
1	2	16:10.910 B	...	1:01.864	38.948	220.9	16:10.910
2	2	4:31.611	2:52.346	1:00.423	38.842	223.1	20:42.521
3	2	2:17.855	43.096	57.928	36.831	225.0	23:00.376
4	2	2:18.002 B	41.970	58.958	37.074	225.9	25:18.378
5	2	4:49.997	3:08.886	1:02.211	38.900	216.0	30:08.375
6	2	2:18.562	41.903	59.325	37.334	227.4	32:26.937
7	2	2:18.794	45.092	57.571	36.131	227.8	34:45.731
8	2	2:14.033 B	41.190	57.915	34.928	228.8	36:59.764
9	2	2:34.048	1:01.696	56.410	35.942	229.8	39:33.812
10	2	2:14.600 B	41.079	57.791	35.730	228.3	41:48.412
11	1	6:04.416	4:27.021	1:00.365	37.030	219.5	47:52.828
12	1	2:15.444	41.319	57.760	36.365	226.4	50:08.272
13	1	2:15.498	40.999	57.845	36.654	226.4	52:23.770
14	1	2:16.246	40.993	57.833	37.420	225.9	54:40.016
15	1	2:14.593	41.010	57.333	36.250	227.8	56:54.609
16	1	2:16.092	42.165	57.835	36.092	225.9	59:10.701
17	1	2:16.081	40.372	58.626	37.083	225.0	1:01:26.782

65		Lotus Jetalliance		3. Karl Wendlinger		Lotus Evora	
		1. James Rossiter				LM GTE Pro	
		2. Johnny Mowlem					
1	1	5:49.521	4:06.141	1:04.378	39.002	216.9	5:49.521
2	1	2:19.747 B	41.881	56.717	41.149	221.3	8:09.268
3	1	15:17.912	...	56.090	35.350	224.5	23:27.180
4	1	2:09.523	39.069	55.185	35.269	226.4	25:36.703
5	1	2:09.165	39.205	55.009	34.951	226.4	27:45.868
6	1	2:12.713	39.914	56.025	36.774	227.4	29:58.581
7	1	2:08.583 B	38.911	55.234	34.438	225.9	32:07.164
8	1	6:56.318	5:25.403	55.867	35.048	226.9	39:03.482
9	1	2:09.020	38.779	54.732	35.509	226.4	41:12.502
10	1	2:10.622	39.013	56.568	35.041	226.4	43:23.124
11	1	2:10.712 B	38.752	54.932	37.028	227.4	45:33.836
12	2	5:07.909	3:27.378	1:00.984	39.547	223.1	50:41.745
13	2	2:11.589	39.674	56.155	35.760	226.9	52:53.334
14	2	2:13.269	41.128	56.826	35.315	225.5	55:06.603
15	2	2:11.737	40.167	56.331	35.239	228.3	57:18.340
16	2	2:09.231	39.076	55.220	34.935	228.3	59:27.571
17	2	2:09.078	38.805	55.392	34.881	226.9	1:01:36.649

66		JMW Motorsport		1: Rob Bell		Ferrari F458 Italia	
		2. James Walker				LM GTE Pro	
1	1	3:29.088 B	1:29.560	1:16.886	42.642	208.1	3:29.088
2	1	26:11.477	...	55.584	34.805	228.3	29:40.565
3	1	2:07.065	39.414	53.684	33.967	230.3	31:47.630
4	1	2:04.280	37.409	52.855	34.016	228.8	33:51.910
5	1	2:04.015	37.359	52.931	33.725	228.8	35:55.925
6	1	2:04.421	37.571	53.059	33.791	229.3	38:00.346
7	1	2:05.189	37.452	53.369	34.368	232.8	40:05.535
8	1	2:04.881 B	37.790	53.865	33.226	229.8	42:10.416
9	2	5:40.717	4:06.907	58.586	35.224	226.4	47:51.133
10	2	2:10.157	39.239	54.934	35.984	202.2	50:01.290
11	2	2:08.483	38.632	54.734	35.117	228.3	52:09.773
12	2	2:10.217	39.307	55.759	35.151	230.3	54:19.990
13	2	2:08.155	38.779	54.479	34.897	231.3	56:28.145
14	2	2:11.878 B	38.341	59.103	34.434	228.8	58:40.023

67		MSA Performance Matmut		1. Nicolas Armino		Porsche 911 RSR (997)	
		2. Raymond Narac				LM GTE Am	
1	2	2:26.750 B	54.438	56.921	35.391	233.8	2:26.750
2	2	3:49.206	2:19.412	54.805	34.989	234.3	6:15.956
3	2	2:08.620	38.762	54.940	34.918	233.3	8:24.576
4	2	2:08.397	38.184	54.790	35.423	232.3	10:32.973
5	2	2:07.326	37.907	54.681	34.738	233.8	12:40.299
6	2	2:07.373	38.136	54.727	34.510	234.3	14:47.672
7	2	2:06.715 B	38.242	55.055	33.418	235.3	16:54.387
8	1	3:50.987	2:16.182	58.034	36.771	194.2	20:45.374
9	1	2:06.402	38.237	53.794	34.371	234.3	22:51.776
10	1	2:07.165	37.954	54.243	34.968	235.8	24:58.941
11	1	2:06.919	37.819	54.037	35.063	233.8	27:05.860
12	1	2:06.675	37.959	53.893	34.823	234.8	29:12.535
13	1	2:10.376 B	39.010	56.962	34.404	233.8	31:22.911
14	1	4:22.399	2:52.998	54.691	34.710	233.3	35:45.310
15	1	2:07.413	37.954	53.962	35.497	233.8	37:52.723
16	1	2:06.763	38.134	53.940	34.689	234.3	39:59.486
17	1	2:05.990 B	37.887	54.034	34.069	233.8	42:05.476
18	2	3:37.178	2:06.201	56.061	34.916	231.8	45:42.654
19	2	2:10.340	40.160	54.861	35.319	232.8	47:52.994
20	2	2:07.737	38.405	54.537	34.795	233.8	50:00.731
21	2	2:08.785	38.766	54.637	35.382	231.3	52:09.516
22	2	2:14.576 B	39.127	56.073	39.376	233.8	54:24.092
23	2	2:31.560	1:01.343	55.191	35.026	232.3	56:55.652
24	2	2:11.139	40.284	55.536	35.319	232.8	59:06.791
25	2	2:08.792	38.273	55.376	35.143	234.3	1:01:15.583

70		Kessel Racing		1. Michael Broniszewski		Ferrari F458 Italia	
		2. Philipp Peter				LM GTE Pro	
1	1	3:19.917 B	1:38.043	1:01.766	40.108	222.2	3:19.917
2	1	4:04.949	2:29.398	58.310	37.241	225.9	7:24.866
3	1	2:19.195 B	44.570	58.798	35.827	225.0	9:44.061
4	1	3:24.740	1:50.570	57.940	36.230	223.1	13:08.801
5	1	2:13.971	41.294	56.708	35.969	228.3	15:22.772
6	1	2:14.707	41.415	57.488	35.804	225.9	17:37.479
7	1	2:12.552	40.085	56.574	35.893	227.8	19:50.031
8	1	2:10.820	39.725	55.768	35.327	227.8	22:00.851
9	1	2:10.798	40.090	55.636	35.072	228.3	24:11.649



ILMC

6 HOURS OF SILVERSTONE

Free Practice 1

Sector Analysis

■ Personal Best
 ■ Session Best
 ■ Crossing the finish line in pit lane

Lap	D	Time	Sector 1	Sector 2	Sector 3	T. Spd	Elapsed
10	1	2:09.954	39.463	55.356	35.135	227.8	26:21.603
11	1	2:08.723 B	40.001	55.313	33.409	227.4	28:30.326
12	2	3:46.309	2:12.449	57.663	36.197	229.8	32:16.635
13	2	2:12.551	40.218	56.103	36.230	227.4	34:29.186
14	2	2:08.146 B	39.584	55.639	32.923	227.8	36:37.332
15	2	3:38.154	2:07.415	55.041	35.698	229.8	40:15.486
16	2	2:08.495	38.731	54.723	35.041	227.8	42:23.981
17	2	2:05.042 B	38.463	54.862	31.717	227.8	44:29.023
18	2	5:25.382	3:55.701	54.735	34.946	228.8	49:54.405
19	2	2:06.824	38.119	53.999	34.706	228.8	52:01.229
20	2	2:06.810	38.201	53.896	34.713	231.3	54:08.039
21	2	2:06.586	38.077	53.957	34.552	229.8	56:14.625
22	2	2:06.749	38.364	53.861	34.524	230.3	58:21.374
23	2	2:07.776	38.129	54.169	35.478	228.3	1:00:29.150

71		AF Corse		Ferrari F458 Italia		LM GTE Pro	
		1. Jaime Melo					
		2. Toni Vilander					
1	2	3:51.200 B	2:08.533	1:04.839	37.828	227.8	3:51.200
2	2	4:25.817	2:56.219	54.868	34.730	230.3	8:17.017
3	2	2:05.671	37.846	53.592	34.233	229.3	10:22.688
4	2	2:07.516 B	38.473	54.536	34.507	230.3	12:30.204
5	2	9:33.122	8:04.208	54.519	34.395	229.3	22:03.326
6	2	2:04.817	37.752	53.163	33.902	230.3	24:08.143
7	2	2:04.790	37.861	52.926	34.003	230.3	26:12.933
8	2	2:04.606	37.611	52.944	34.051	229.8	28:17.539
9	2	2:07.202 B	37.871	54.241	35.090	229.8	30:24.741
10	2	7:41.048	6:08.181	54.278	38.589	229.3	38:05.789
11	2	2:05.427	37.979	53.550	33.898	230.8	40:11.216
12	2	2:06.221 B	37.916	54.555	33.750	230.8	42:17.437
13	1	8:43.105	7:10.421	57.183	35.501	231.3	51:00.542
14	1	2:09.874	40.345	54.755	34.774	229.8	53:10.416
15	1	2:06.518	38.183	54.071	34.264	232.3	55:16.934
16	1	2:05.815	37.944	53.478	34.393	231.8	57:22.749
17	1	2:05.894	38.013	53.547	34.334	232.3	59:28.643
18	1	2:09.370 B	38.392	55.240	35.738	231.3	1:01:38.013

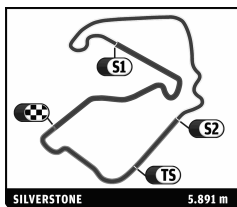
75		Prospeed Competition		Porsche 911 RSR (997)		LM GTE Pro	
		1. Marc Goossens					
		2. Marco Holzer					
1	1	2:32.815	55.923	1:00.015	36.877	230.8	2:32.815
2	1	2:08.456 B	40.140	54.450	33.866	233.8	4:41.271
3	1	8:34.887	7:04.057	56.080	34.750	231.3	13:16.158
4	1	2:06.817	38.160	53.766	34.891	232.8	15:22.975
5	1	2:17.668	40.196	1:01.254	36.218	210.5	17:40.643
6	1	2:07.980	38.192	54.252	35.536	231.8	19:48.623
7	1	2:06.176	38.038	53.586	34.552	232.8	21:54.799
8	1	2:06.458	38.156	53.545	34.757	231.8	24:01.257
9	1	2:06.468 B	38.291	54.292	33.885	233.3	26:07.725
10	1	6:23.552	4:54.566	54.310	34.676	232.8	32:31.277
11	1	2:05.366 B	38.302	54.187	32.877	232.3	34:36.643
12	1	6:53.877	5:25.272	54.009	34.596	232.8	41:30.520
13	1	2:05.202 B	37.965	53.984	33.253	233.3	43:35.722
14	2	3:59.936	2:26.197	58.342	35.397	232.8	47:35.658
15	2	2:08.020	38.650	54.587	34.783	233.8	49:43.678
16	2	2:05.964	37.966	53.706	34.292	232.8	51:49.642
17	2	2:09.318	39.027	55.847	34.444	233.8	53:58.960
18	2	2:06.295	37.831	53.527	34.937	233.3	56:05.255
19	2	2:15.443	41.824	54.792	38.827	214.3	58:20.698

Lap	D	Time	Sector 1	Sector 2	Sector 3	T. Spd	Elapsed
20	2	2:06.527	37.965	53.730	34.832	235.8	1:00:27.225

76		IMSA Performance Matmut		Porsche 911 RSR (997)		LM GTE Pro	
		1. Patrick Pilet					
		2. Wolf Henzler					
1	1	2:34.675	1:03.774	55.640	35.261	235.3	2:34.675
2	1	2:05.438	37.512	53.559	34.367	234.8	4:40.113
3	1	2:07.239	38.659	54.236	34.344	233.3	6:47.352
4	1	2:05.416	37.758	53.293	34.365	233.3	8:52.768
5	1	2:06.614	37.678	54.176	34.760	233.3	10:59.382
6	1	2:07.369 B	38.592	54.731	34.046	234.3	13:06.751
7	1	5:11.809	3:43.471	54.003	34.335	231.3	18:18.560
8	1	2:05.516	37.798	53.490	34.228	233.3	20:24.076
9	1	2:06.238 B	38.186	53.791	34.261	234.3	22:30.314
10	1	5:25.700	3:57.941	53.407	34.352	233.3	27:56.014
11	1	2:05.955	37.866	53.897	34.192	233.3	30:01.969
12	1	2:05.314	37.967	53.184	34.163	233.3	32:07.283
13	1	2:04.908 B	38.144	54.077	32.687	232.8	34:12.191
14	2	4:09.567	2:33.985	58.758	36.824	232.8	38:21.758
15	2	2:10.064	39.670	55.156	35.238	232.3	40:31.822
16	2	2:08.067	38.693	54.367	35.007	230.8	42:39.889
17	2	2:08.953	39.363	54.863	34.727	232.8	44:48.842
18	2	2:08.358 B	38.512	54.730	35.116	231.8	46:57.200
19	2	7:09.417	5:37.809	56.517	35.091	231.8	54:06.617
20	2	2:06.611	38.113	53.978	34.520	231.3	56:13.228
21	2	2:06.681	37.931	54.196	34.554	233.3	58:19.909
22	2	2:06.644	37.999	53.878	34.767	232.8	1:00:26.553

77		Team Felbermayr-Proton		Porsche 911 RSR (997)		LM GTE Pro	
		1. Marc Lieb					
		2. Richard Lietz					
1	1	2:41.230 B	1:04.802	58.450	37.978	234.3	2:41.230
2	1	27:24.825	...	55.866	35.059	232.3	30:06.055
3	1	2:07.559	37.948	55.188	34.423	233.8	32:13.614
4	1	2:05.244	37.692	53.248	34.304	232.3	34:18.858
5	1	2:05.244	37.580	53.645	34.019	232.8	36:24.102
6	1	2:07.291 B	37.696	55.117	34.478	232.8	38:31.393
7	1	5:45.509	4:14.700	56.567	34.242	235.8	44:16.902
8	1	2:08.184	39.645	53.868	34.671	232.8	46:25.086
9	1	2:05.070	37.603	53.341	34.126	234.8	48:30.156
10	1	2:05.256	37.531	53.595	34.130	233.8	50:35.412
11	1	2:07.069 B	38.646	55.107	33.316	233.8	52:42.481
12	2	3:16.441	1:42.426	58.298	35.717	233.3	55:58.922
13	2	2:07.808	38.964	54.172	34.672	234.8	58:06.730
14	2	2:05.867	38.120	53.628	34.119	234.3	1:00:12.597

79		Jota		Aston Martin Vantage		LM GTE Pro	
		1. Simon Dolan		3. Chris Buncombe			
		2. Sam Hancock					
1	2	2:37.767 B	1:03.504	58.707	35.556	230.3	2:37.767
2	2	4:46.478	3:16.385	55.164	34.929	230.8	7:24.245
3	2	2:05.786	38.369	53.485	33.922	231.3	9:30.031
4	2	2:07.053	38.538	54.202	34.313	231.8	11:37.084
5	2	2:06.077	38.088	53.740	34.249	230.3	13:43.161
6	2	2:07.808 B	40.063	54.038	33.707	229.8	15:50.969
7	1	4:27.249	2:56.583	55.515	35.511	230.3	20:18.218
8	1	2:10.547	39.567	55.485	35.495	229.3	22:28.765
9	1	2:10.726	39.038	55.095	36.593	230.8	24:39.491
10	1	3:30.520 B	51.209	1:34.860	1:04.451	87.5	28:10.011



ILMC

6 HOURS OF SILVERSTONE

Free Practice 1

Sector Analysis

■ Personal Best
 ■ Session Best
 ■ Crossing the finish line in pit lane

Lap	D	Time	Sector 1	Sector 2	Sector 3	T. Spd	Elapsed	Lap	D	Time	Sector 1	Sector 2	Sector 3	T. Spd	Elapsed
11	1	5:29.115	3:58.520	55.227	35.368	230.8	33:39.126	1	2	6:11.276	4:34.287	1:00.624	36.365	228.3	6:11.276
12	1	2:08.924	39.054	55.095	34.775	232.3	35:48.050	2	2	2:10.387 B	40.430	56.214	33.743	229.3	8:21.663
13	1	2:08.550	38.786	54.103	35.661	231.8	37:56.600	3	2	4:45.835	3:14.457	55.642	35.736	227.8	13:07.498
14	1	2:14.170 B	39.080	55.325	39.765	234.8	40:10.770	4	2	2:10.561 B	39.414	57.046	34.101	230.3	15:18.059
15	3	4:09.098	2:31.626	1:00.074	37.398	223.1	44:19.868	5	2	10:46.584	9:16.619	55.202	34.763	228.8	26:04.643
16	3	2:11.697	39.563	56.562	35.572	230.8	46:31.565	6	2	2:05.634	37.983	53.445	34.206	229.3	28:10.277
17	3	2:09.184	38.821	55.295	35.068	230.8	48:40.749	7	2	2:07.411 B	38.021	54.305	35.085	228.8	30:17.688
18	3	2:10.361	39.133	56.182	35.046	231.3	50:51.110	8	2	6:09.441	4:40.358	54.561	34.522	229.8	36:27.129
19	3	2:08.953	39.135	55.024	34.794	231.8	53:00.063	9	2	2:05.170	37.783	53.228	34.159	231.8	38:32.299
20	3	2:07.249	38.180	54.606	34.463	233.8	55:07.312	10	2	2:06.140 B	37.928	55.177	33.035	229.3	40:38.439
21	3	2:10.061	38.892	55.798	35.371	233.3	57:17.373	11	2	7:04.482	5:34.986	54.887	34.609	226.4	47:42.921
22	3	2:08.939	38.452	55.538	34.949	232.3	59:26.312	12	2	2:04.730	37.597	53.173	33.960	229.8	49:47.651
23	3	2:07.943	38.307	54.794	34.842	230.8	1:01:34.255	13	2	2:04.387	37.449	53.160	33.778	230.8	51:52.038

82 **CRS Racing** Ferrari F430 LM GTE Am
 1. Klaas Hummel 3. Phil Quaife
 2. Adam Christodoulou

1	3	2:41.791	59.990	1:03.064	38.737	210.5	2:41.791
2	3	2:15.687 B	40.899	57.387	37.401	211.4	4:57.478
3	3	5:14.082	3:42.373	56.087	35.622	224.5	10:11.560
4	3	2:09.558	39.780	54.955	34.823	224.5	12:21.118
5	3	2:10.031	39.652	54.974	35.405	224.5	14:31.149
6	3	2:09.828	39.501	55.016	35.311	223.6	16:40.977
7	3	2:09.267	39.030	55.025	35.212	224.1	18:50.244
8	3	2:09.426	39.051	55.132	35.243	224.5	20:59.670
9	3	2:08.901 B	39.494	55.396	34.011	224.5	23:08.571
10	1	7:24.922 B	5:19.956	1:17.909	47.057	166.4	30:33.493
11	2	9:27.033	7:47.900	1:01.005	38.128	223.6	40:00.526
12	2	2:15.031	40.938	57.871	36.222	224.5	42:15.557
13	2	2:13.525	40.043	57.307	36.175	223.1	44:29.082
14	2	2:13.832 B	39.629	57.683	36.520	223.1	46:42.914

88 **Team Felbermayr-Proton** Porsche 911 RSR (997) LM GTE Am
 1. Christian Ried
 2. Horst Felbermayr Jr.

1	2	4:48.969	3:06.013	1:04.761	38.195	231.8	4:48.969
2	2	2:15.643	43.190	56.641	35.812	230.3	7:04.612
3	2	2:16.164	44.076	56.531	35.557	232.3	9:20.776
4	2	2:13.004 B	40.552	55.947	36.505	231.8	11:33.780
5	2	4:38.033	3:05.319	57.177	35.537	230.8	16:11.813
6	2	2:13.712	42.380	55.857	35.475	230.3	18:25.525
7	2	2:10.085	39.336	55.257	35.492	231.8	20:35.610
8	2	2:10.303	39.206	55.487	35.610	231.8	22:45.913
9	2	2:13.679	39.634	57.131	36.914	231.3	24:59.592
10	2	2:10.473	38.864	55.790	35.819	232.3	27:10.065
11	2	2:11.252	40.046	55.707	35.499	230.8	29:21.317
12	2	2:09.569 B	39.355	55.280	34.934	231.8	31:30.886
13	2	11:53.324	...	57.539	35.418	233.8	43:24.210
14	2	2:10.142	38.908	55.456	35.778	231.8	45:34.352
15	2	2:09.629 B	40.848	55.465	33.316	231.8	47:43.981
16	1	4:24.079	2:50.289	57.353	36.437	230.3	52:08.060
17	1	2:15.183	42.445	56.191	36.547	232.3	54:23.243
18	1	2:17.892	43.086	58.521	36.285	232.8	56:41.135
19	1	2:16.142	42.029	57.550	36.563	232.8	58:57.277
20	1	2:11.499	39.630	56.590	35.279	230.8	1:01:08.776

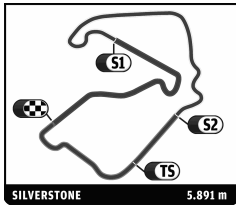
89 **Hankook Team Farnbacher** Ferrari F458 Italia LM GTE Pro
 1. Dominik Farnbacher
 2. Allan Simonsen

92 **Neil Gerner Motorsport** Formula Le Mans - Oreca - 09 FLM
 1. John Hartshorne 3. Phil Keen
 2. Steve Keating

1	2	3:22.057	1:50.564	56.171	35.322	231.3	3:22.057
2	2	2:04.986	37.771	52.453	34.762	237.9	5:27.043
3	2	2:02.556	37.482	52.056	33.018	238.4	7:29.599
4	2	2:01.872	37.144	51.281	33.447	235.8	9:31.471
5	2	2:00.702	37.062	50.620	33.020	238.9	11:32.173
6	2	2:01.368	36.975	51.310	33.083	238.4	13:33.541
7	2	2:07.424 B	36.874	51.703	38.847	237.9	15:40.965
8	2	3:45.449	2:20.800	51.461	33.188	237.4	19:26.414
9	2	2:00.220	36.594	50.691	32.935	237.9	21:26.634
10	2	2:02.596 B	36.776	52.135	33.685	235.3	23:29.230
11	1	6:40.840	5:00.154	1:02.966	37.720	231.3	30:10.070
12	1	2:12.421	40.653	56.846	34.922	235.8	32:22.491
13	1	2:11.719	39.173	57.147	35.399	234.3	34:34.210
14	1	2:08.949	38.968	55.144	34.837	237.9	36:43.159
15	1	2:11.879	38.906	57.078	35.895	238.4	38:55.038
16	1	2:11.693 B	39.958	56.765	34.970	237.4	41:06.731
17	1	3:03.000 B	1:31.640	56.552	34.808	234.3	44:09.731
18	2	5:50.267	4:16.961	57.541	35.765	235.8	49:59.998
19	2	2:12.943	41.144	56.700	35.099	237.9	52:12.941
20	2	2:11.924	41.090	55.956	34.878	238.4	54:24.865
21	2	2:14.026	41.807	56.975	35.244	236.3	56:38.891
22	2	2:14.242	41.079	58.494	34.669	235.8	58:53.133
23	2	2:09.073	40.025	54.748	34.300	236.8	1:01:02.206

95 **Pegasus Racing** Formula Le Mans - Oreca - 09 FLM
 1. Mirco Schultis 3. Julien Schell
 2. Patrick Simon

1	3	4:16.128	2:42.379	57.776	35.973	233.3	4:16.128
2	3	2:08.068	40.111	53.984	33.973	234.8	6:24.196
3	3	2:02.950	37.143	52.519	33.288	236.3	8:27.146
4	3	2:01.695	36.758	52.164	32.773	235.8	10:28.841
5	3	2:03.307	38.136	52.139	33.032	237.9	12:32.148
6	3	2:04.126 B	36.678	52.802	34.646	235.8	14:36.274
7	3	4:25.190	2:58.921	52.374	33.895	235.3	19:01.464
8	3	2:02.740	37.994	51.461	33.285	235.3	21:04.204
9	3	2:00.152	36.575	50.797	32.780	237.4	23:04.356
10	3	2:02.838	37.943	51.407	33.488	236.3	25:07.194
11	3	2:03.803	36.858	51.691	35.254	238.4	27:10.997



ILMC
6 HOURS OF SILVERSTONE
 Free Practice 1
 Sector Analysis

■ Personal Best ■ Session Best B Crossing the finish line in pit lane

Lap	D	Time	Sector 1	Sector 2	Sector 3	T. Spd	Elapsed	Lap	D	Time	Sector 1	Sector 2	Sector 3	T. Spd	Elapsed
12	3	2:00.648	37.196	50.558	32.894	237.4	29:11.645								
13	3	1:59.260	36.338	50.584	32.338	237.4	31:10.905								
14	3	1:59.840 B	36.530	50.827	32.483	236.8	33:10.745								
15	1	4:33.925	3:03.057	55.298	35.570	235.8	37:44.670								
16	1	2:09.177	38.037	55.464	35.676	236.3	39:53.847								
17	1	3:16.806	1:43.187	56.843	36.776	223.6	43:10.653								
18	1	2:09.126	38.532	55.431	35.163	237.9	45:19.779								
19	1	2:06.478	38.065	54.163	34.250	234.3	47:26.257								
20	1	2:05.872	37.493	53.760	34.619	236.3	49:32.129								
21	1	2:07.592	38.251	55.013	34.328	234.8	51:39.721								
22	1	2:07.037	37.416	53.339	36.282	236.8	53:46.758								
23	1	2:09.432	38.508	56.139	34.785	236.8	55:56.190								
24	1	2:04.584	37.347	52.756	34.481	237.9	58:00.774								
25	1	2:07.479	38.144	54.889	34.446	235.8	1:00:08.253								

99	JMB Racing	Formula Le Mans - Oreca - 09	
	1. Kyle Marcelli	3. Luca Moro	FLM
	2. Chapman Ducote		

1	2	6:05.964	4:15.994	1:09.090	40.880	195.3	6:05.964
2	2	2:26.289	45.515	1:01.421	39.353	228.8	8:32.253
3	2	2:17.984	41.535	57.854	38.595	229.3	10:50.237
4	2	2:15.336	41.247	57.306	36.783	230.3	13:05.573
5	2	2:16.276	40.802	56.806	38.668	229.3	15:21.849
6	2	2:13.438	40.036	56.668	36.734	231.3	17:35.287
7	2	2:21.878 B	40.621	56.707	44.550	230.8	19:57.165
8	3	4:24.505	2:51.084	57.689	35.732	231.8	24:21.670
9	3	2:07.679	39.377	53.738	34.564	236.3	26:29.349
10	3	2:06.002	38.087	53.224	34.691	234.8	28:35.351
11	3	2:05.864	38.116	53.611	34.137	236.3	30:41.215
12	3	2:04.984	38.209	52.713	34.062	236.8	32:46.199
13	3	2:06.753	37.795	54.761	34.197	237.9	34:52.952
14	3	2:07.470	38.453	54.809	34.208	237.9	37:00.422
15	3	2:06.635 B	38.233	52.614	35.788	237.9	39:07.057
16	1	9:02.039	2:43.446	5:39.756	38.837	193.5	48:09.096
17	1	2:12.236	40.461	56.562	35.213	229.3	50:21.332
18	1	2:08.276	38.147	54.526	35.603	234.8	52:29.608
19	1	2:08.047	38.427	54.699	34.921	235.3	54:37.655
20	1	2:05.563	37.879	53.474	34.210	236.3	56:43.218
21	1	2:10.303	38.610	57.466	34.227	234.8	58:53.521
22	1	2:05.793	38.487	53.260	34.046	233.8	1:00:59.314