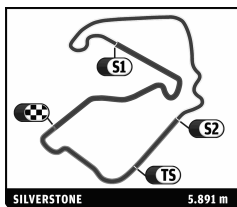


ILMC 6 HOURS OF SILVERSTONE Free Practice 3 Sector Analysis

■ Personal Best
 ■ Session Best
 ■ Crossing the finish line in pit lane

Lap	D	Time	Sector 1	Sector 2	Sector 3	T. Spd	Elapsed	Lap	D	Time	Sector 1	Sector 2	Sector 3	T. Spd	Elapsed		
1 Audi Sport Team Joest Audi R18 TDI LM P1 1. Timo Bernhard 2. Marcel Fässler																	
1	2	3:31.671	B	1:53.159	1:01.804	36.708	241.1	3:31.671	8	2	1:47.789	32.515	45.063	30.211	270.7	45:43.210	
2	2	3:02.666		1:44.072	47.782	30.812	266.0	6:34.337	9	2	1:51.387	32.881	46.925	31.581	270.0	47:34.597	
3	2	1:50.305		32.670	46.520	31.115	266.7	8:24.642	10	2	1:51.132	33.490	45.723	31.919	271.4	49:25.729	
4	2	2:04.778	B	33.990	46.088	44.700	229.3	10:29.420	11	2	1:50.325	36.030	44.879	29.416	268.7	51:16.054	
5	1	32:56.694		...	51.474	31.385	261.5	43:26.114	12	2	2:08.421	B	33.217	51.309	43.895	160.7	53:24.475
6	1	1:53.501		34.779	46.472	32.250	268.7	45:19.615	13	2	4:43.030		3:17.007	49.745	36.278	171.7	58:07.505
7	1	1:47.214		33.474	44.658	29.082	266.0	47:06.829	14	2	1:45.843		32.002	44.840	29.001	268.7	59:53.348
8	1	1:47.554		32.175	46.021	29.358	268.7	48:54.383	15	2	1:45.015		32.352	43.752	28.911	266.0	1:01:38.363
9	1	1:45.420		32.326	44.120	28.974	266.7	50:39.803									
10	1	1:50.723	B	35.297	44.916	30.510	268.7	52:30.526									
11	1	6:29.629		5:10.924	48.992	29.713	266.0	59:00.155									
12	1	1:52.154		33.826	46.074	32.254	272.0	1:00:52.309									
8 Peugeot Sport Total Peugeot 908 LM P1 1. Franck Montagny 2. Stéphane Sarrazin																	
1	1	3:04.904		1:39.467	50.281	35.156	247.7	3:04.904									
2	1	1:52.599		35.642	46.842	30.115	268.0	4:57.503									
3	1	1:48.892		32.460	46.658	29.774	269.3	6:46.395									
4	1	1:46.964		32.236	44.417	30.311	272.0	8:33.359									
5	1	1:59.894	B	34.357	46.370	39.167	268.0	10:33.253									
6	2	31:30.675		...	47.584	29.767	268.0	42:03.928									
7	2	1:46.713		32.372	45.160	29.181	269.3	43:50.641									
8	2	1:48.114		31.874	45.620	30.620	274.1	45:38.755									
9	2	1:50.103	B	34.344	46.281	29.478	273.4	47:28.858									
10	2	2:49.855		1:34.479	45.514	29.862	270.7	50:18.713									
11	2	1:44.879		31.814	44.324	28.741	270.0	52:03.592									
12	2	2:18.958	B	34.376	1:00.288	44.294	215.6	54:22.550									
13	2	4:12.371		2:56.187	46.094	30.090	265.4	58:34.921									
14	2	1:49.547	B	34.553	47.224	27.770	272.0	1:00:24.468									
12 Rebellion Racing Lola B10/60 Coupé - Toyota LM P1 1. Neel Jani 2. Nicolas Prost																	
1	2	3:57.393		2:29.903	54.681	32.809	252.9	3:57.393									
2	2	1:58.555		34.883	49.793	33.879	250.0	5:55.948									
3	2	1:56.756		35.428	49.959	31.369	252.9	7:52.704									
4	2	1:56.650		35.117	48.625	32.908	251.7	9:49.354									
5	2	2:16.604	B	37.546	54.652	44.406	243.2	12:05.958									
6	2	30:17.977		...	52.228	32.898	259.0	42:23.935									
7	2	1:48.828		33.107	45.276	30.445	258.4	44:12.763									
8	2	1:52.881		33.626	49.088	30.167	255.9	46:05.644									
9	2	1:48.559		32.725	45.867	29.967	259.6	47:54.203									
10	2	1:51.234	B	32.996	47.013	31.225	260.9	49:45.437									
11	1	3:41.674	B	2:03.869	52.113	45.692	166.7	53:27.111									
12	1	5:22.054		4:02.107	47.755	32.192	257.8	58:49.165									
13	1	1:53.250		33.527	48.765	30.958	261.5	1:00:42.415									
007 Aston Martin Racing Lola Aston Martin LM P1 1. Adrian Fernandez 2. Christian Klien 3. Harold Primat																	
1	2	4:14.265		2:45.768	54.153	34.344	255.3	4:14.265									
2	2	1:59.174		35.503	50.081	33.590	255.9	6:13.439									
3	2	1:58.436		35.015	48.601	34.820	258.4	8:11.875									
4	2	1:57.912		34.897	50.301	32.714	257.8	10:09.787									
5	2	2:37.759	B	40.722	59.153	57.884	187.2	12:47.546									
6	1	29:47.352		...	50.187	32.207	252.9	42:34.898									
7	1	1:58.970	B	34.300	50.948	33.722	255.9	44:33.868									
8	1	3:26.458		2:03.809	51.147	31.502	259.0	48:00.326									
9	1	1:51.337		33.315	47.570	30.452	259.6	49:51.663									
10	1	1:54.237	B	33.140	50.402	30.695	258.4	51:45.900									
11	1	7:16.530		5:53.837	51.301	31.392	254.7	59:02.430									
12	1	1:51.602		33.332	47.867	30.403	257.1	1:00:54.032									
7 Peugeot Sport Total Peugeot 908 LM P1 1. Sébastien Bourdais 2. Simon Pagenaud																	
1	1	2:58.641		1:37.616	49.333	31.692	246.6	2:58.641									
2	1	1:50.068		33.613	46.880	29.575	268.0	4:48.709									
3	1	1:47.190		33.236	44.952	29.002	269.3	6:35.899									
4	1	1:47.488		31.946	45.830	29.712	270.0	8:23.387									
5	1	1:51.223	B	32.956	45.433	32.834	269.3	10:14.610									
6	2	31:53.747		...	47.378	33.684	266.0	42:08.357									
7	2	1:47.064		32.721	44.902	29.441	266.0	43:55.421									



ILMC

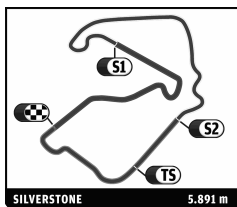
6 HOURS OF SILVERSTONE

Free Practice 3

Sector Analysis

■ Personal Best
 ■ Session Best
 ■ Crossing the finish line in pit lane

Lap	D	Time	Sector 1	Sector 2	Sector 3	T. Spd	Elapsed	Lap	D	Time	Sector 1	Sector 2	Sector 3	T. Spd	Elapsed
15 Oak Racing 1. Matthieu Lahaye 2. Guillaume Moreau								Oak Pescarolo - Judd LM P1							
1	3	3:28.350	1:56.471	58.279	33.600	247.7	3:28.350	6	2	32:02.357	...	1:02.978	33.630	231.8	43:22.337
2	3	2:02.879 B	36.399	51.029	35.451	250.6	5:31.229	7	2	1:59.262	35.760	50.463	33.039	245.5	45:21.599
3	3	5:25.928 B	3:48.252	51.029	46.647	192.9	10:57.157	8	2	2:00.993	38.055	51.140	31.798	242.2	47:22.592
4	3	31:24.317	...	52.269	30.701	254.7	42:21.474	9	2	1:59.630	35.369	52.528	31.733	241.6	49:22.222
5	3	1:49.413	33.405	46.175	29.833	254.7	44:10.887	10	2	1:54.669 B	35.099	48.722	30.848	243.2	51:16.891
6	3	1:49.063	33.672	45.435	29.956	256.5	45:59.950	11	2	7:19.118	5:55.684	51.904	31.530	240.0	58:36.009
7	3	1:52.910	33.119	47.283	32.508	257.8	47:52.860	12	2	1:56.525	35.729	49.758	31.038	244.9	1:00:32.534
8	3	1:51.455	33.792	46.173	31.490	260.2	49:44.315								
9	3	1:50.862	34.894	45.978	29.990	255.9	51:35.177								
10	3	2:10.282 B	33.243	54.084	42.955	218.6	53:45.459								
11	2	5:21.155	3:51.467	49.178	40.510	155.6	59:06.614								
12	2	1:57.941	33.184	48.963	35.794	255.9	1:01:04.555								
16 Pescarolo Team 1. Emmanuel Collard 2. Christophe Tinseau								Pescarolo - Judd LM P1							
1	3	3:24.241	1:56.496	53.363	34.382	252.9	3:24.241								
2	3	1:55.108	35.563	48.661	30.884	255.3	5:19.349								
3	3	1:53.662	33.964	47.937	31.761	255.9	7:13.011								
4	3	1:51.872	33.629	46.992	31.251	256.5	9:04.883								
5	3	2:11.506 B	35.563	46.623	49.320	204.5	11:16.389								
6	3	31:04.233	...	51.915	30.437	252.9	42:20.622								
7	3	1:48.813	32.919	45.728	30.166	257.1	44:09.435								
8	3	1:48.436	33.079	45.458	29.899	256.5	45:57.871								
9	3	1:52.888 B	33.055	49.128	30.705	253.5	47:50.759								
10	3	4:22.241	3:06.289	45.938	30.014	256.5	52:13.000								
11	3	2:15.277 B	40.657	56.248	38.372	208.1	54:28.277								
12	3	4:13.133	2:53.905	48.040	31.188	255.9	58:41.410								
13	3	1:55.143	34.526	50.086	30.531	255.3	1:00:36.553								
23 MK Corse 1. Maximo Cortes 2. Ferdinando Geri								Zytek 09 Hybrid LM P1							
1	1	3:24.115	1:55.644	53.746	34.725	248.3	3:24.115								
24 Oak Racing 1. Jacques Nicolet 2. Alexandre Premat								Oak Pescarolo - Judd LM P1							
1	2	3:38.716	2:11.617	52.052	35.047	235.8	3:38.716								
2	2	2:06.242 B	36.173	51.300	38.769	250.6	5:44.958								
3	2	5:22.234 B	3:39.506	56.266	46.462	175.9	11:07.192								
4	2	32:22.026	...	50.645	32.572	248.8	43:29.218								
5	2	1:53.939	34.870	47.511	31.558	251.2	45:23.157								
6	2	1:55.401	36.374	47.573	31.454	253.5	47:18.558								
7	2	1:49.619	33.537	45.825	30.257	252.3	49:08.177								
8	2	1:53.467 B	35.014	47.735	30.718	251.2	51:01.644								
9	2	7:48.591	6:27.524	48.668	32.399	256.5	58:50.235								
10	2	1:52.283	33.695	47.743	30.845	255.9	1:00:42.518								
26 Signatech Nissan 1. Franck Mailleux 2. Lucas Ordoñez								Oreca 03 - Nissan LM P2							
1	1	3:12.102	1:46.116	51.977	34.009	238.4	3:12.102								
2	1	2:01.051	39.963	48.525	32.563	242.2	5:13.153								
3	1	1:54.347	34.667	48.069	31.611	242.7	7:07.500								
4	1	1:57.196	35.977	47.565	33.654	243.8	9:04.696								
5	1	2:15.284 B	38.268	49.996	47.020	242.2	11:19.980								
35 Oak Racing 1. Jean-Francois Yvon 2. Frederic Da Rocha								Oak Pescarolo - Judd LM P2							
1	2	4:27.660	2:51.101	59.705	36.854	235.8	4:27.660								
2	2	2:16.078 B	40.027	58.840	37.211	237.9	6:43.738								
36 RML 1. Tommy Erdos 2. Mike Newton								HPD ARX - 01d LM P2							
1	1	3:50.009	2:16.559	57.930	35.520	240.0	3:50.009								
2	1	2:06.953 B	38.008	53.559	35.386	241.6	5:56.962								
3	1	4:35.342 B	2:55.411	52.315	47.616	225.9	10:32.304								
4	2	31:52.554	...	55.356	34.356	237.9	42:24.858								
5	2	1:58.806	36.104	50.068	32.634	244.3	44:23.664								
6	2	1:59.297	35.453	49.909	33.935	244.3	46:22.961								
7	2	5:52.845 B	1:21.253	2:19.767	2:11.825	...	52:15.806								
8	3	7:25.223	6:05.251	48.870	31.102	243.8	59:41.029								
9	3	1:53.289	34.461	47.658	31.170	243.8	1:01:34.318								
39 Pecom Racing 1. Luis Perez-Companc 2. Matias Russo								Lola B11/40 - Judd LM P2							
1	2	43:33.757	3:58.929	1:00.232	...	204.2	43:33.757								
2	2	1:58.868	35.302	51.763	31.803	236.8	45:32.625								
3	2	1:57.047	34.247	49.613	33.187	240.0	47:29.672								
4	2	1:55.198	34.701	47.999	32.498	242.2	49:24.870								
5	2	1:55.072	35.164	48.143	31.765	242.7	51:19.942								
6	2	2:13.581 B	34.450	49.924	49.207	161.0	53:33.523								
7	2	5:18.698	3:54.594	51.135	32.969	242.7	58:52.221								
8	2	2:00.591	35.191	50.770	34.630	240.0	1:00:52.812								
40 Race Performance 1. Michel Frey 2. Ralph Meichtry								Oreca 03 - Judd LM P2							
1	1	3:36.898	2:05.802	56.947	34.149	237.9	3:36.898								
2	1	2:07.183	38.019	56.264	32.900	242.2	5:44.081								
3	1	1:58.376	35.706	51.033	31.637	243.2	7:42.457								
4	1	1:56.333	36.847	48.398	31.088	245.5	9:38.790								
5	1	2:20.495 B	34.884	54.865	50.746	191.2	11:59.285								
6	3	30:42.458	...	52.122	34.821	243.2	42:41.743								
7	3	1:58.790	35.085	51.112	32.593	242.7	44:40.533								
8	3	1:58.765	35.544	51.102	32.119	242.7	46:39.298								
9	3	1:55.503	35.283	48.679	31.541	246.0	48:34.801								
10	3	1:57.013 B	35.211	50.171	31.631	240.0	50:31.814								
11	1	9:24.001	8:03.942	48.534	31.525	244.9	59:55.815								
12	1	1:56.078	34.877	49.711	31.490	242.7	1:01:51.893								
41 Greaves Motorsport 1. Karim Ojeh 2. Olivier Lombard								Zytek Z11SN - Nissan LM P2							
1	3	5:14.981 B	3:52.213	51.185	31.583	238.4	5:14.981								
2	3	37:10.703	...	50.166	31.466	242.7	42:25.684								



ILMC

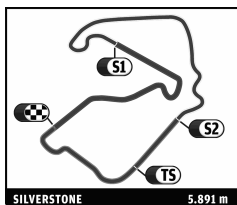
6 HOURS OF SILVERSTONE

Free Practice 3

Sector Analysis

■ Personal Best
 ■ Session Best
 ■ Crossing the finish line in pit lane

Lap	D	Time	Sector 1	Sector 2	Sector 3	T. Spd	Elapsed	Lap	D	Time	Sector 1	Sector 2	Sector 3	T. Spd	Elapsed
42 Strakka Racing HPD ARX - 01d 1. Nick Leventis 3. Jonny Kane LM P2 2. Danny Watts															
3	3	1:50.711	34.222	46.078	30.411	246.0	44:16.395	4	3	1:56.248	35.838	48.283	32.127	242.7	9:09.970
4	3	1:52.729	33.380	48.142	31.207	247.1	46:09.124	5	3	2:22.427B	34.432	59.218	48.777	183.4	11:32.397
5	3	1:51.006B	33.404	46.881	30.721	247.1	48:00.130	6	3	30:39.674	...	48.749	31.526	238.9	42:12.071
6	1	3:28.908	2:07.757	49.509	31.642	247.7	51:29.038	7	3	1:52.304	34.108	47.249	30.947	241.1	44:04.375
7	1	2:09.523B	35.011	51.950	42.562	244.3	53:38.561	8	3	1:50.989	33.963	46.357	30.669	244.9	45:55.364
8	1	5:25.259	4:01.790	51.042	32.427	244.9	59:03.820	9	3	1:56.505B	33.880	50.675	31.950	235.3	47:51.869
9	1	1:56.463	34.532	49.932	31.999	244.9	1:01:00.283	10	1	3:18.817	1:58.447	49.338	31.032	240.0	51:10.686
11	1	2:09.123B	34.047	52.445	42.631	175.3	53:19.809	12	1	4:54.612	3:35.617	47.538	31.457	242.2	58:14.421
13	1	1:52.323	34.102	47.174	31.047	242.7	1:00:06.744	13	1	1:52.323	34.102	47.174	31.047	242.7	1:00:06.744
50 Larbre Competition Corvette C6-ZR1 1. Patrick Bornhauser 3. Gabriele Gardel LM GTE Am 2. Julien Canal															
1	1	7:17.376	5:41.377	58.548	37.451	202.6	7:17.376	2	1	2:11.477	39.567	56.305	35.605	232.3	9:28.853
3	1	2:26.564B	41.003	57.903	47.658	200.0	11:55.417	4	1	31:12.767	...	56.709	36.795	232.3	43:08.184
5	1	2:12.169	39.713	57.087	35.369	232.8	45:20.353	6	1	2:13.353	38.890	56.342	38.121	229.8	47:33.706
7	1	2:10.112	39.190	55.663	35.259	234.3	49:43.818	8	1	2:16.606B	40.193	58.684	37.729	233.3	52:00.424
9	2	7:06.990	5:33.478	56.779	36.733	217.3	59:07.414	10	2	2:09.524	39.314	55.351	34.859	231.8	1:01:16.938
51 AF Corse Ferrari F458 Italia 1. Giancarlo Fisichella LM GTE Pro 2. Gianmaria Bruni															
1	1	4:08.133B	2:31.485	59.997	36.651	220.0	4:08.133	2	1	3:56.628	2:23.804	55.916	36.908	229.8	8:04.761
3	1	2:06.679	38.156	53.935	34.588	230.3	10:11.440	4	1	2:37.171B	40.170	58.437	58.564	184.9	12:48.611
5	2	30:31.917	...	54.375	34.365	228.8	43:20.528	6	2	2:06.844	37.641	53.534	35.669	231.3	45:27.372
7	2	2:09.393B	39.407	55.116	34.870	231.3	47:36.765	8	2	3:20.690	1:51.249	53.231	36.210	231.3	50:57.455
9	2	2:19.534B	36.888	56.615	46.031	166.4	53:16.989	10	2	5:22.855	3:47.322	59.037	36.496	213.4	58:39.844
11	2	2:04.986	37.626	53.152	34.208	230.3	1:00:44.830	11	2	2:04.986	37.626	53.152	34.208	230.3	1:00:44.830
55 BMW Motorsport BMW M3 1. Augusto Farfus LM GTE Pro 2. Jörg Müller															
1	1	3:33.517	1:58.380	58.245	36.892	224.5	3:33.517	2	1	2:07.615	38.452	54.101	35.062	233.8	5:41.132
3	1	2:09.070	37.983	53.744	37.343	235.8	7:50.202	4	1	2:05.473	37.445	53.671	34.357	235.8	9:55.675
5	1	2:19.935B	39.201	55.916	44.818	218.6	12:15.610	6	1	30:12.889	...	57.826	34.828	233.3	42:28.499
7	1	2:06.141	37.685	53.838	34.618	233.3	44:34.640	8	1	2:05.903B	37.921	54.029	33.953	233.3	46:40.543
9	1	4:40.514	3:08.951	56.054	35.509	213.0	51:21.057	10	1	2:16.412B	37.275	52.250	46.887	236.3	53:37.469
11	1	5:30.886	4:01.701	54.964	34.221	230.8	59:08.355	12	1	2:03.146	37.161	51.624	34.361	237.4	1:01:11.501
56 BMW Motorsport BMW M3 1. Andy Priaulx LM GTE Pro 2. Uwe Alzen															
1	1	3:46.111	2:11.820	57.386	36.905	229.3	3:46.111	1	1	3:46.111	2:11.820	57.386	36.905	229.3	3:46.111
43 RLR Msport MG Lola EX265 - Judd 1. Barry Gates LM P2 2. Rob Garofall 3. Warren Hughes															
1	2	3:45.870B	2:15.392	55.789	34.689	233.3	3:45.870	2	2	5:12.667	3:44.736	52.304	35.627	191.2	8:58.537
3	2	2:15.802B	35.127	51.086	49.589	171.7	11:14.339	4	1	31:32.580	...	51.485	34.553	237.4	42:46.919
5	1	1:57.662	36.404	49.163	32.095	236.3	44:44.581	6	1	1:58.558	36.751	49.284	32.523	236.3	46:43.139
7	1	1:59.287B	37.104	51.351	30.832	235.8	48:42.426	8	3	4:00.210B	2:32.135	51.090	36.985	196.4	52:42.636
9	3	5:42.333	4:18.471	52.053	31.809	234.3	58:24.969	10	3	1:54.805	34.714	48.579	31.512	233.8	1:00:19.774
45 Boutsen Energy Racing Oreca 03 - Nissan 1. Dominik Kraihamer LM P2 2. Thor-Christian Ebbsvik															
1	1	4:00.362	2:29.318	55.732	35.312	241.1	4:00.362	2	1	2:01.529	38.481	49.548	33.500	245.5	6:01.891
3	1	1:59.616	35.605	50.451	33.560	244.3	8:01.507	4	1	2:02.135B	35.539	51.112	35.484	242.2	10:03.642
5	1	32:24.926	...	50.180	33.030	245.5	42:28.568	6	1	1:54.339	34.815	47.797	31.727	244.9	44:22.907
7	1	1:52.820	33.998	47.649	31.173	242.2	46:15.727	8	1	1:51.199	33.695	46.767	30.737	249.4	48:06.926
9	1	1:55.625	34.108	49.841	31.676	241.6	50:02.551	10	1	1:54.662	34.816	47.516	32.330	247.7	51:57.213
11	1	2:24.260B	39.285	1:01.426	43.549	213.4	54:21.473	12	1	4:29.682	3:03.992	50.837	34.853	243.8	58:51.155
13	1	1:59.144	36.057	50.784	32.303	241.6	1:00:50.299	13	1	1:59.144	36.057	50.784	32.303	241.6	1:00:50.299
46 TDS Racing Oreca 03 - Nissan 1. Mathias Beche LM P2 2. Pierre Thiriet 3. Jody Firth															
1	3	3:20.046	1:44.389	51.420	44.237	239.5	3:20.046	2	3	1:57.797	36.419	49.189	32.189	241.6	5:17.843
3	3	1:55.879	34.912	48.093	32.874	243.8	7:13.722	3	3	1:55.879	34.912	48.093	32.874	243.8	7:13.722



ILMC
6 HOURS OF SILVERSTONE
Free Practice 3
Sector Analysis

■ Personal Best ■ Session Best ■ Crossing the finish line in pit lane

Lap	D	Time	Sector 1	Sector 2	Sector 3	T. Spd	Elapsed
2	1	2:07.088	38.536	53.958	34.594	234.3	5:53.199
3	1	2:05.088	37.813	53.083	34.192	234.3	7:58.287
4	1	2:03.580	36.885	52.857	33.838	234.8	10:01.867
5	1	2:41.545 B	43.619	1:02.311	55.615	191.5	12:43.412
6	1	29:49.224	...	56.808	37.255	227.4	42:32.636
7	1	2:03.947	37.038	52.745	34.164	236.3	44:36.583
8	1	2:04.905 B	37.180	53.242	34.483	233.8	46:41.488
9	1	4:03.027	2:32.532	56.379	34.116	231.3	50:44.515
10	1	2:04.070 B	39.516	52.545	32.009	231.8	52:48.585
11	2	6:23.199	4:53.379	54.570	35.250	229.8	59:11.784
12	2	2:02.926	36.750	52.042	34.134	233.8	1:01:14.710

57 Krohn Racing
1. Tracy Krohn
2. Nidas Jönson

3. Michele Rugolo

Ferrari F430 LM GTE Am

1	3	4:14.109	2:36.680	59.470	37.959	229.8	4:14.109
2	3	2:13.818	40.911	56.377	36.530	231.3	6:27.927
3	3	2:06.147	37.981	53.450	34.716	231.8	8:34.074
4	3	2:20.272 B	39.037	55.576	45.659	226.9	10:54.346
5	1	32:30.590	...	1:00.266	36.339	226.9	43:24.936
6	1	2:10.798	39.551	56.183	35.064	231.3	45:35.734
7	1	2:10.867	39.315	55.868	35.684	232.8	47:46.601
8	1	2:13.907	40.488	57.568	35.851	231.3	50:00.508
9	1	2:09.613	39.286	55.230	35.097	231.8	52:10.121
10	1	2:15.364 B	41.217	57.737	36.410	229.3	54:25.485
11	1	4:50.401	3:18.995	55.829	35.577	231.8	59:15.886
12	1	2:10.420	39.366	55.767	35.287	230.8	1:01:26.306

58 Luxury Racing
1. Anthony Beltoise
2. François Jakubowski

3. Nicolas Marroc

Ferrari F458 Italia LM GTE Pro

1	3	6:13.036	4:34.763	1:01.055	37.218	227.4	6:13.036
2	3	2:17.469	40.425	1:00.390	36.654	227.8	8:30.505
3	3	2:20.502 B	39.642	55.669	45.191	227.8	10:51.007
4	3	31:46.176	...	55.366	34.611	228.8	42:37.183
5	3	2:06.836	38.097	54.081	34.658	232.3	44:44.019
6	3	2:08.076	38.991	54.159	34.926	232.3	46:52.095
7	3	2:07.972 B	38.276	53.794	35.902	231.8	49:00.067
8	1	4:17.941 B	2:31.184	1:00.282	46.475	167.7	53:18.008

59 Luxury Racing
1. Stéphane Ortelli
2. Frédéric Makowiecki

Ferrari F458 Italia LM GTE Pro

1	1	8:05.918	6:33.553	56.993	35.372	233.3	8:05.918
2	1	2:07.303	38.653	53.841	34.809	233.8	10:13.221
3	1	2:39.492 B	40.903	56.573	1:02.016	187.5	12:52.713
4	1	29:53.436	...	55.411	35.253	231.3	42:46.149
5	1	2:06.161	38.155	53.818	34.188	233.8	44:52.310
6	1	2:04.727	37.552	53.206	33.969	233.3	46:57.037
7	1	2:04.454	37.511	52.926	34.017	235.8	49:01.491
8	1	2:02.749 B	37.261	54.057	31.431	236.3	51:04.240
9	2	7:47.843	6:19.197	53.384	35.262	235.8	58:52.083
10	2	2:04.962	37.880	53.174	33.908	234.8	1:00:57.045

60 Gulf AMR Middle East
1. Fabien Giroix
2. Roald Goethe

3. Michael Wainwright

Aston Martin Vantage LM GTE Am

1	1	4:10.796	2:35.854	58.801	36.141	231.8	4:10.796
2	1	2:08.564	38.735	54.814	35.015	233.3	6:19.360
3	1	2:10.216	38.139	54.716	37.361	230.3	8:29.576

4	1	2:35.767 B	47.133	1:03.628	45.006	174.5	11:05.343
5	2	32:23.289	...	57.353	36.850	231.8	43:28.632
6	2	2:13.998	39.948	57.364	36.686	234.3	45:42.630
7	2	2:11.137	39.095	56.380	35.662	233.8	47:53.767
8	2	2:15.823 B	40.190	56.803	38.830	231.8	50:09.590
9	1	3:34.733 B	1:56.056	56.461	42.216	232.8	53:44.323
10	1	4:49.213	3:19.545	54.331	35.337	234.8	58:33.536
11	1	2:07.563	37.960	54.630	34.973	233.3	1:00:41.099

61 AF Corse
1. Piergiuseppe Perazzini
2. Marco Cioci

3. Stéphane Lemeret

Ferrari F430 LM GTE Am

1	2	4:05.288	2:30.295	58.109	36.884	219.5	4:05.288
2	2	2:09.726	39.129	55.226	35.371	227.8	6:15.014
3	2	2:08.117	38.520	54.537	35.060	227.8	8:23.131
4	2	2:23.659 B	38.763	54.818	50.078	227.8	10:46.790
5	2	32:48.545	...	57.607	37.484	227.4	43:35.335
6	2	2:06.297	38.084	53.436	34.777	230.8	45:41.632
7	2	2:05.172	37.598	53.188	34.386	230.8	47:46.804
8	2	2:08.265 B	40.462	55.180	32.623	229.3	49:55.069
9	1	4:04.861 B	2:25.679	1:01.677	37.505	221.8	53:59.930
10	1	4:42.464	3:07.777	56.851	37.836	225.9	58:42.394
11	1	2:12.454	39.367	56.192	36.895	227.4	1:00:54.848

62 CRS Racing
1. Pierre Ehret
2. Tim Mullen

3. Roger Wills

Ferrari F430 LM GTE Am

1	3	3:34.215	1:53.936	1:02.520	37.759	228.8	3:34.215
2	3	2:15.103	40.081	57.845	37.177	229.3	5:49.318
3	3	2:16.234	41.442	56.981	37.811	230.8	8:05.552
4	3	2:20.354 B	39.890	56.121	44.343	194.6	10:25.906
5	1	32:40.802	...	58.953	36.677	226.9	43:06.708
6	1	2:12.435	40.873	56.159	35.403	229.3	45:19.143
7	1	2:09.193	38.859	55.436	34.898	230.3	47:28.336
8	1	2:10.661	39.054	56.476	35.131	230.8	49:38.997
9	1	2:11.430	40.820	55.492	35.118	230.3	51:50.427
10	1	2:20.303 B	40.890	1:01.115	38.298	221.3	54:10.730
11	2	5:09.786	3:41.087	54.428	34.271	232.3	59:20.516
12	2	2:06.030	37.864	53.593	34.573	233.3	1:01:26.546

63 Proton Competition
1. Patrick Long
2. Gianluca Roda

Porsche 911 RSR (997) LM GTE Am

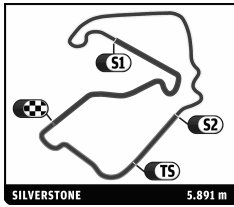
1	2	4:38.656	2:54.720	1:04.401	39.535	179.7	4:38.656
2	2	2:13.497	40.293	57.401	35.803	232.3	6:52.153
3	2	2:11.107	38.933	56.294	35.880	231.8	9:03.260
4	2	2:24.975 B	39.356	59.976	45.643	175.9	11:28.235
5	1	31:43.932	...	58.800	36.912	231.3	43:12.167
6	1	2:09.362	38.637	55.101	35.624	234.3	45:21.529
7	1	2:10.302	39.141	55.683	35.478	230.3	47:31.831
8	1	2:06.410 B	38.924	54.449	33.037	234.3	49:38.241
9	1	3:19.625 B	1:47.154	55.424	37.047	232.8	52:57.866
10	1	5:29.668	4:01.169	54.019	34.480	231.3	58:27.534
11	1	2:04.871	37.463	53.320	34.088	233.8	1:00:32.405

64 Lotus Jetalliance
1. Lukas Lichtner-Hoyer
2. Martin Rich

3. David Heinemeier

Lotus Evora LM GTE Pro

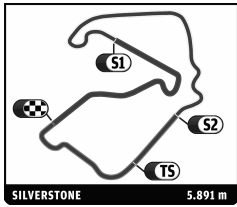
1	2	4:42.451	3:01.384	1:01.528	39.539	225.5	4:42.451
2	2	2:11.993	40.218	55.998	35.777	230.3	6:54.444



ILMC
6 HOURS OF SILVERSTONE
 Free Practice 3
 Sector Analysis

█ Personal Best █ Session Best **B** Crossing the finish line in pit lane

Lap	D	Time	Sector 1	Sector 2	Sector 3	T. Spd	Elapsed	Lap	D	Time	Sector 1	Sector 2	Sector 3	T. Spd	Elapsed			
3	2	2:10.108	39.228	54.969	35.911	231.3	9:04.552	6	1	29:55.502	...	55.223	35.722	230.3	42:41.711			
4	2	2:32.179 B	40.022	1:00.567	51.590	196.7	11:36.731	7	1	2:07.377	38.391	54.248	34.738	229.8	44:49.088			
5	2	32:33.383	...	57.312	36.208	226.4	44:10.114	8	1	2:05.541	37.735	53.439	34.367	229.8	46:54.629			
6	2	2:13.190	39.399	55.072	38.719	228.3	46:23.304	9	1	2:05.764	38.071	53.525	34.168	231.8	49:00.393			
7	2	2:29.365 B	51.145	1:01.330	36.890	228.8	48:52.669	10	1	2:06.004	37.849	53.698	34.457	230.3	51:06.397			
8	3	10:20.232	8:47.506	57.086	35.640	229.3	59:12.901	11	1	2:17.022 B	37.906	55.819	43.297	168.7	53:23.419			
9	3	2:09.778	39.170	55.870	34.738	229.3	1:01:22.679	12	1	5:34.486	4:05.604	54.206	34.676	229.8	58:57.905			
65 Lotus Jetalliance Lotus Evora LM GTE Pro																		
1. James Rossiter			3. Karl Wendlinger									2. Johnny Mowlam						
1	1	5:02.036	3:24.906	1:00.059	37.071	213.9	5:02.036											
2	1	2:10.893	39.780	55.745	35.368	228.8	7:12.929											
3	1	2:08.389	38.819	54.490	35.080	229.3	9:21.318											
4	1	2:31.662 B	38.087	1:03.553	50.022	193.5	11:52.980											
5	2	33:32.650	...	1:01.719	37.998	228.8	45:25.630											
6	2	2:10.747	39.685	55.859	35.203	228.8	47:36.377											
7	2	2:09.322	39.080	55.029	35.213	231.3	49:45.699											
8	2	2:09.397	39.113	55.565	34.719	229.8	51:55.096											
9	2	2:25.128 B	40.880	1:01.608	42.640	222.7	54:20.224											
10	2	4:36.437	3:04.666	56.761	35.010	228.3	58:56.661											
11	2	2:09.079	38.856	55.330	34.893	228.8	1:01:05.740											
71 AF Corse Ferrari F458 Italia LM GTE Pro																		
1. Jaime Melo												2. Toni Vilander						
1	1	4:09.800	2:35.713	57.779	36.308	230.8	4:09.800											
2	1	2:07.525	38.819	54.287	34.419	232.3	6:17.325											
3	1	2:06.016	38.559	53.270	34.187	233.8	8:23.341											
4	1	2:18.602 B	37.821	53.217	47.564	232.8	10:41.943											
5	2	32:59.753	...	56.079	40.827	135.2	43:41.696											
6	2	2:03.557	37.167	52.399	33.991	232.8	45:45.253											
7	2	2:18.277	37.050	58.378	42.849	145.4	48:03.530											
8	2	2:03.831	37.340	52.807	33.684	233.3	50:07.361											
9	2	2:03.523	37.185	52.644	33.694	232.8	52:10.884											
10	2	2:16.441 B	41.658	56.921	37.862	223.1	54:27.325											
66 JMW Motorsport Ferrari F458 Italia LM GTE Pro																		
1. Rob Bell												2. James Walker						
1	2	9:03.815	7:31.001	56.870	35.944	224.5	9:03.815											
2	2	2:25.592 B	39.041	1:00.340	46.211	180.0	11:29.407											
3	1	32:06.180 B	...	53.521	32.759	228.8	43:35.587											
4	1	3:07.340	1:40.174	53.198	33.968	233.8	46:42.927											
5	1	2:05.512	38.795	53.013	33.704	230.3	48:48.439											
6	1	2:04.386	38.405	52.389	33.592	230.8	50:52.825											
7	1	2:11.673 B	38.292	54.256	39.125	201.5	53:04.498											
8	1	6:25.926	4:59.623	52.591	33.712	230.8	59:30.424											
9	1	2:02.655	36.866	51.925	33.864	230.3	1:01:33.079											
75 Prospeed Competition Porsche 911 RSR (997) LM GTE Pro																		
1. Marc Goossens												2. Marco Holzer						
1	2	3:32.237	1:53.991	1:01.409	36.837	208.5	3:32.237											
2	2	2:07.832	38.501	54.295	35.036	232.8	5:40.069											
3	2	2:08.450	38.204	54.171	36.075	231.3	7:48.519											
4	2	2:06.367	37.845	53.957	34.565	232.8	9:54.886											
5	2	2:18.931 B	39.445	55.835	43.651	231.3	12:13.817											
6	2	30:35.970	...	55.334	38.631	231.8	42:49.787											
7	2	2:09.662	37.664	53.317	38.681	233.8	44:59.449											
8	2	2:04.054	37.610	52.659	33.785	233.8	47:03.503											
9	2	2:03.831	37.299	52.675	33.857	233.8	49:07.334											
10	2	2:04.731 B	38.376	53.926	32.429	232.8	51:12.065											
11	1	7:03.508	5:34.221	54.152	35.135	230.8	58:15.573											
12	1	2:07.594	38.088	54.499	35.007	232.3	1:00:23.167											
76 IMSA Performance Matmut Porsche 911 RSR (997) LM GTE Pro																		
1. Patrick Pilet												2. Wolf Henzler						
1	1	3:14.017	1:41.817	55.996	36.204	231.3	3:14.017											
2	1	2:08.677	38.576	55.320	34.781	232.8	5:22.694											
3	1	2:05.665 B	37.923	53.788	33.954	233.8	7:28.359											
4	1	3:40.682 B	1:59.202	53.870	47.610	170.1	11:09.041											
5	2	31:20.349	...	56.849	35.106	233.8	42:29.390											
6	2	2:07.643	37.918	54.652	35.073	233.8	44:37.033											
7	2	2:05.499	37.632	53.732	34.135	233.3	46:42.532											
8	2	2:07.230 B	39.087	55.161	32.982	234.3	48:49.762											
9	2	5:28.865 B	3:44.770	1:01.121	42.974	217.7	54:18.627											
10	2	4:33.181	3:02.996	54.596	35.589	232.3	58:51.808											
11	2	2:06.546	37.945	54.099	34.502	233.3	1:00:58.354											
77 Team Felbermayr-Proton Porsche 911 RSR (997) LM GTE Pro																		
1. Marc Lieb												2. Richard Lietz						
1	1	3:31.443	1:57.476	58.370	35.597	234.8	3:31.443											
2	1	2:07.373	38.158	54.283	34.932	235.8	5:38.816											
3	1	2:06.510	37.866	54.110	34.534	235.3	7:45.326											



ILMC

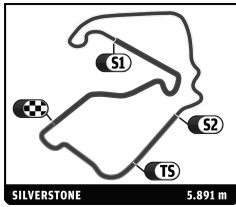
6 HOURS OF SILVERSTONE

Free Practice 3

Sector Analysis

■ Personal Best
 ■ Session Best
 ■ Crossing the finish line in pit lane

Lap	D	Time	Sector 1	Sector 2	Sector 3	T. Spd	Elapsed	Lap	D	Time	Sector 1	Sector 2	Sector 3	T. Spd	Elapsed
79 Jota Aston Martin Vantage 1. Simon Dolan LM GTE Pro 2. Sam Hancock 3. Chris Buncombe															
1	1	4:00.241	2:27.781	56.604	35.856	231.3	4:00.241								
2	1	2:09.294	38.682	55.184	35.428	232.3	6:09.535								
3	1	2:09.933	38.646	55.181	36.106	231.8	8:19.468								
4	1	2:20.797 B	38.574	55.090	47.133	232.3	10:40.265								
5	1	32:08.006	...	54.343	36.143	233.3	42:48.271								
6	1	2:07.127	37.959	54.333	34.835	233.3	44:55.398								
7	1	2:08.698 B	38.350	54.434	35.914	231.3	47:04.096								
8	3	3:31.259	2:00.007	55.818	35.434	230.3	50:35.355								
9	3	2:09.915 B	40.243	54.651	35.021	231.8	52:45.270								
10	3	5:45.612	4:13.979	56.638	34.995	230.8	58:30.882								
11	3	2:07.658	38.234	54.553	34.871	232.8	1:00:38.540								
82 CRS Racing Ferrari F430 1. Klaas Hummel LM GTE Am 2. Adam Christodoulou 3. Phil Quaife															
1	2	3:34.575	1:54.876	1:02.230	37.469	234.3	3:34.575								
2	2	2:12.725	39.911	56.932	35.882	227.8	5:47.300								
3	2	2:08.620	38.725	54.830	35.065	231.3	7:55.920								
4	2	2:11.332 B	39.050	56.642	35.640	229.3	10:07.252								
5	1	33:06.410	...	1:00.846	37.505	223.1	43:13.662								
6	1	2:13.530	39.852	57.516	36.162	228.8	45:27.192								
7	1	2:41.825	39.128	1:25.227	37.470	226.4	48:09.017								
8	1	2:13.195	40.128	56.857	36.210	227.4	50:22.212								
9	1	2:17.146 B	39.416	56.749	40.981	226.9	52:39.358								
10	1	5:55.178	4:19.099	58.818	37.261	227.8	58:34.536								
11	1	2:12.769	39.821	56.767	36.181	225.5	1:00:47.305								
88 Team Felbermayr-Proton Porsche 911 RSR (997) 1. Christian Ried LM GTE Am 2. Horst Felbermayr Jr.															
1	2	3:35.002	2:01.130	57.768	36.104	234.3	3:35.002								
2	2	2:12.830	40.508	56.905	35.417	234.8	5:47.832								
3	2	2:08.445	38.551	54.826	35.068	234.8	7:56.277								
4	2	2:08.615	39.070	55.051	34.494	234.3	10:04.892								
5	2	2:40.025 B	41.739	1:01.969	56.317	195.7	12:44.917								
6	1	29:41.579	...	57.799	36.571	230.8	42:26.496								
7	1	2:11.295	39.071	56.181	36.043	232.8	44:37.791								
8	1	2:08.526	38.571	55.173	34.782	231.8	46:46.317								
9	1	2:08.028	38.648	54.431	34.949	233.8	48:54.345								
10	1	2:07.731	38.486	54.446	34.799	232.3	51:02.076								
11	1	2:19.502 B	38.411	58.412	42.679	167.7	53:21.578								
12	1	5:10.832	3:41.233	54.763	34.836	233.3	58:32.410								
13	1	2:09.943	38.879	56.139	34.925	233.3	1:00:42.353								
89 Hankook Team Farnbacher Ferrari F458 Italia 1. Dominik Farnbacher LM GTE Pro 2. Allan Simonsen															
1	1	3:43.126	1:57.289	1:04.665	41.172	187.2	3:43.126								
2	1	2:21.087 B	41.674	56.638	42.775	232.3	6:04.213								
3	1	3:43.723	2:12.988	55.394	35.341	232.3	9:47.936								
4	1	2:15.650 B	38.416	54.003	43.231	233.8	12:03.586								
5	2	31:28.144	...	55.667	35.075	229.3	43:31.730								
6	2	2:06.224	37.405	54.972	33.847	234.3	45:37.954								
7	2	2:04.079	37.246	53.166	33.667	234.3	47:42.033								
8	2	2:03.942	37.262	52.715	33.965	237.4	49:45.975								
9	2	2:06.384	39.066	53.532	33.786	234.3	51:52.359								
10	2	2:24.726 B	40.730	1:02.322	41.674	226.4	54:17.085								
11	2	5:34.587	4:07.704	52.984	33.899	234.3	59:51.672								
12	2	2:04.357	37.270	53.119	33.968	232.3	1:01:56.029								
92 Neil Gerner Motorsport Formula Le Mans - Oreca - 09 1. John Hartshorne FLM 2. Steve Keating 3. Phil Keen															
1	1	4:43.785	2:51.798	1:09.103	42.884	189.5	4:43.785								
2	1	2:19.768	43.308	59.928	36.532	234.3	7:03.553								
3	1	2:13.555	41.063	56.617	35.875	234.3	9:17.108								
4	1	2:33.148 B	38.941	1:04.990	49.217	211.8	11:50.256								
5	2	31:17.314	...	56.849	35.875	235.3	43:07.570								
6	2	2:07.938	39.062	54.142	34.734	236.8	45:15.508								
7	2	2:04.410	37.543	52.910	33.957	237.4	47:19.918								
8	2	2:04.812	37.283	53.897	33.632	238.9	49:24.730								
9	2	2:06.254	38.937	53.377	33.940	237.9	51:30.984								
10	2	2:16.525 B	37.071	55.676	43.778	237.4	53:47.509								
11	3	5:10.518	3:44.810	51.838	33.870	240.0	58:58.027								
12	3	2:01.909	37.436	51.521	32.952	239.5	1:00:59.936								
93 Genoa Racing Formula Le Mans - Oreca - 09 1. Bassam Kronfli FLM 2. Aldous Mitchell 3. Jordan Grogger															
1	3	3:39.875	2:07.477	55.518	36.880	229.3	3:39.875								
2	3	2:21.173 B	48.061	53.957	39.155	238.4	6:01.048								
3	2	5:47.434 B	3:50.887	1:08.586	47.961	229.3	11:48.482								
4	2	31:21.680	...	58.261	35.590	232.8	43:10.162								
5	2	2:10.990	39.527	55.898	35.565	237.4	45:21.152								
6	2	2:10.105	38.297	56.758	35.050	236.3	47:31.257								
95 Pegasus Racing Formula Le Mans - Oreca - 09 1. Mirco Schultis FLM 2. Patrick Simon 3. Julien Schell															
1	3	3:59.729	2:25.525	58.203	36.001	232.8	3:59.729								
2	3	2:06.274	38.345	53.090	34.839	234.8	6:06.003								
3	3	2:06.319	37.583	52.891	35.845	235.3	8:12.322								
4	3	2:15.523 B	37.189	52.977	45.357	196.4	10:27.845								
5	2	32:42.841	...	53.793	34.294	235.8	43:10.686								
6	2	2:06.753	37.672	55.511	33.570	234.3	45:17.439								
7	2	2:03.634	37.454	51.624	34.556	237.4	47:21.073								
8	2	2:04.512	36.793	53.486	34.233	240.5	49:25.585								
9	2	2:00.606 B	38.189	51.250	31.167	236.3	51:26.191								
10	1	7:08.682	5:38.703	55.347	34.632	217.3	58:34.873								
11	1	2:04.988	37.538	54.064	33.386	240.0	1:00:39.861								
99 JMB Racing Formula Le Mans - Oreca - 09 1. Kyle Marcelli FLM 2. Chapman Ducote 3. Luca Moro															



ILMC
6 HOURS OF SILVERSTONE
 Free Practice 3
 Sector Analysis

■ Personal Best ■ Session Best **B** Crossing the finish line in pit lane

Lap	D	Time	Sector 1	Sector 2	Sector 3	T. Spd	Elapsed	Lap	D	Time	Sector 1	Sector 2	Sector 3	T. Spd	Elapsed
1	3	5:29.316	3:52.519	58.484	38.313	221.8	5:29.316								
2	3	2:12.308	40.116	54.535	37.657	232.3	7:41.624								
3	3	2:07.623	39.803	53.329	34.491	233.8	9:49.247								
4	3	2:20.678 B	40.689	54.948	45.041	233.3	12:09.925								
5	2	30:24.453	...	1:02.662	37.310	234.3	42:34.378								
6	2	2:08.094	38.597	54.811	34.686	232.8	44:42.472								
7	2	2:14.252 B	38.838	55.319	40.095	233.8	46:56.724								
8	1	3:30.473	2:00.849	55.689	33.935	233.8	50:27.197								
9	1	2:02.518	36.954	52.367	33.197	234.8	52:29.715								
10	1	2:08.892 B	40.084	54.039	34.769	233.8	54:38.607								
11	1	4:12.133	2:43.712	53.315	35.106	234.3	58:50.740								
12	1	2:02.425	36.513	51.385	34.527	240.0	1:00:53.165								