LE MANS SERIES — 1000KM SPA FRANCORCHAMPS — 5-6-7 MAY 2011 — INTERCONTINENTAL LE MANS cup — ROLEX



ILMC
1000KM OF SPA
Warm Up
Sector Analysis

Personal Best | Session Best | B Crossing the finish line in pit lane

1 — Audi Sport Team Joest — Audi R18 TDI — LM P1
Timo Bernhard, Romain Dumas, Mike Rockenfeller

Lap	D	Time	Sector 1	Sector 2	Sector 3	T. Spd	Elapsed
1	3	2:18.812	41.551	1:02.533	34.728	233.3	2:18.812
2	3	2:08.642	35.935	57.551	35.156	295.9	4:27.454
3	3	2:08.651	35.764	58.098	34.789	298.3	6:36.105
4	3	2:09.257	35.657	58.465	35.135	297.5	8:45.362
5	3	2:06.488	36.463	56.979	33.046	296.7	10:51.850
6	3	2:13.485 B	35.466	56.749	41.270	298.3	13:05.335
7	2	3:42.087	2:08.852	58.553	34.682	270.7	16:47.422
8	2	2:06.445	35.721	58.252	32.472	298.3	18:53.867
9	2	2:06.139	36.210	57.115	32.814	292.7	21:00.006

2 — Audi Sport Team Joest — Audi R18 TDI — LM P1
Marcel Fassler, Andre Lotterer, Benoit Treluyer

Lap	D	Time	Sector 1	Sector 2	Sector 3	T. Spd	Elapsed
1	3	2:39.648	58.822	1:05.443	35.383	228.3	2:39.648
2	3	2:12.725	38.308	1:00.955	33.462	265.4	4:52.373
3	3	2:05.559	36.183	57.043	32.333	294.3	6:57.932
4	3	2:04.745	36.007	56.575	32.163	298.3	9:02.677
5	3	2:09.982	35.550	1:01.228	33.204	300.8	11:12.659
6	3	2:05.220	35.658	57.323	32.239	297.5	13:17.879
7	3	2:11.289 B	35.576	56.694	39.019	297.5	15:29.168
8	1	3:32.517	1:56.890	1:02.413	33.214	231.8	19:01.685
9	1	2:08.136	36.017	59.537	32.582	300.0	21:09.821

3 — Audi Sport North America — Audi R18 TDI — LM P1
Dindo Capello, Tom Kristensen, Allan McNish

Lap	D	Time	Sector 1	Sector 2	Sector 3	T. Spd	Elapsed
1	3	2:30.683	53.624	1:02.970	34.089	241.6	2:30.683
2	3	2:05.359	35.682	56.304	33.373	296.7	4:36.042
3	3	2:06.812	35.470	58.958	32.384	299.2	6:42.854
4	3	2:12.547 B	35.698	56.957	39.892	299.2	8:55.401
5	1	3:33.742	1:57.946	1:01.089	34.707	251.2	12:29.143
6	1	2:07.637	36.063	58.042	33.532	293.5	14:36.780
7	1	2:13.595 B	35.909	58.182	39.504	295.9	16:50.375
8	2	3:30.569	1:56.998	1:00.352	33.219	260.9	20:20.944

7 — Peugeot Sport Total — Peugeot 908 — LM P1
Marc Gene, Alex Wurz, Anthony Davidson

Lap	D	Time	Sector 1	Sector 2	Sector 3	T. Spd	Elapsed
1	2	3:49.106	2:07.849	1:05.056	36.201	200.0	3:49.106
2	2	2:11.607	39.140	59.713	32.754	251.2	6:00.713
3	2	2:05.226	36.257	56.407	32.562	295.1	8:05.939
4	2	2:08.793	36.075	59.143	33.575	288.0	10:14.732
5	2	2:06.473	35.887	58.020	32.566	291.9	12:21.205
6	2	3:00.639 B	35.768	59.229	1:25.642	295.9	15:21.844
7	3	2:51.347	1:19.129	59.086	33.132	279.1	18:13.191
8	3	2:07.926	35.820	59.034	33.072	295.1	20:21.117

8 — Peugeot Sport Total — Peugeot 908 — LM P1
Franck Montagny, Stephane Sarrazin, Nicolas Minassian

Lap	D	Time	Sector 1	Sector 2	Sector 3	T. Spd	Elapsed
1	1	2:56.244	1:13.568	1:07.453	35.223	204.2	2:56.244
2	1	2:10.902	39.076	58.480	33.346	269.3	5:07.146
3	1	2:03.744	35.566	56.201	31.977	296.7	7:10.890
4	1	2:04.635	35.419	57.081	32.135	298.3	9:15.525
5	1	2:13.288 B	35.376	56.728	41.184	299.2	11:28.813
6	1	3:27.392	1:55.738	58.331	33.323	262.1	14:56.205
7	1	2:08.476	35.757	59.569	33.150	271.4	17:04.681
8	1	2:10.876	37.922	59.166	33.788	268.7	19:15.557
9	1	2:07.448	36.558	58.163	32.727	292.7	21:23.005

9 — Peugeot Sport Total — Peugeot 908 — LM P1
Pedro Lamy, Sebastien Bourdais, Simon Pagenaud

Lap	D	Time	Sector 1	Sector 2	Sector 3	T. Spd	Elapsed
1	2	2:47.906	1:09.424	1:03.032	35.450	227.4	2:47.906
2	2	2:15.360	38.903	1:02.318	34.139	264.1	5:03.266
3	2	2:06.904	36.240	57.916	32.748	296.7	7:10.170
4	2	2:06.503	35.682	58.229	32.592	296.7	9:16.673
5	2	2:05.443	35.652	57.225	32.566	297.5	11:22.116
6	2	2:13.743 B	35.739	58.515	39.489	296.7	13:35.859
7	2	5:43.560	4:09.210	58.324	36.026	275.5	19:19.419
8	2	2:08.984	35.734	59.395	33.855	295.9	21:28.403

10 — Team Oreca Matmut — Peugeot 908 Hdi-FAP — LM P1
Nicolas Lapierre, Loic Duval, Olivier Panis

Lap	D	Time	Sector 1	Sector 2	Sector 3	T. Spd	Elapsed
1	1	2:15.881	37.913	1:03.610	34.358	237.4	2:15.881
2	1	2:09.349	36.870	59.063	33.416	282.7	4:25.230
3	1	2:10.015	36.349	58.983	34.683	267.3	6:35.245
4	1	2:22.890 B	36.489	1:01.545	44.856	279.8	8:58.135
5	3	3:38.873	2:01.953	1:01.493	35.427	237.4	12:37.008
6	3	2:11.665	36.978	59.880	34.807	284.2	14:48.673
7	3	2:15.155	39.416	1:01.188	34.551	259.0	17:03.828
8	3	2:19.764	38.453	1:02.330	38.981	270.7	19:23.592
9	3	2:27.136 B	38.104	1:04.857	44.175	266.7	21:50.728

12 — Rebellion Racing — Lola B10/60 Coupe - Toyota — LM P1
Neel Jani, Nicolas Prost

Lap	D	Time	Sector 1	Sector 2	Sector 3	T. Spd	Elapsed
1	2	3:40.448	1:56.203	1:06.157	38.088	231.3	3:40.448
2	2	2:12.613	37.504	59.403	35.706	276.9	5:53.061
3	2	2:08.482	37.048	57.691	33.743	279.8	8:01.543
4	2	2:18.518 B	37.060	59.488	41.970	282.0	10:20.061
5	1	4:06.322	2:28.880			220.4	14:26.383
6	1	2:12.404	38.020	1:00.007	34.377	276.2	16:38.787
7	1	2:12.023	38.457	59.134	34.432	274.8	18:50.810
8	1	2:12.941	39.672	58.140	35.129	272.0	21:03.751

13 — Rebellion Racing — Lola B10/60 Coupe - Toyota — LM P1
Andrea Belicchi, Jean-Christophe Boullion

Lap	D	Time	Sector 1	Sector 2	Sector 3	T. Spd	Elapsed
1	2	3:38.156	1:56.028			236.8	3:38.156
2	2	2:09.673	37.995			274.8	5:47.829
3	2	2:08.925	37.142	57.875	33.908	279.1	7:56.754
4	2	2:10.053	37.192			278.4	10:06.807
5	2	2:11.412	37.222			277.6	12:18.219
6	2	2:20.658 B	37.194			276.9	14:38.877
7	2	5:02.895	3:29.432			260.9	19:41.772
8	2	2:09.097	37.426	57.610	34.061	275.5	21:50.869

16 — Pescarolo Team — Pescarolo - Judd — LM P1
Emmanuel Collard, Christophe Tinseau, Julien Jousse

Lap	D	Time	Sector 1	Sector 2	Sector 3	T. Spd	Elapsed
1	3	2:38.014	54.053	1:06.632	37.329	210.1	2:38.014
2	3	2:17.790	39.836	1:03.489	34.465	258.4	4:55.804
3	3	2:12.762	38.293	1:00.271	34.198	276.2	7:08.566
4	3	2:13.987	37.672	1:01.048	35.267	276.9	9:22.553

LE MANS SERIES — 1000KM SPA FRANCORCHAMPS — 5-6-7 MAY 2011 — INTERCONTINENTAL LE MANS cup — ROLEX



ILMC
1000KM OF SPA
Warm Up
Sector Analysis

Personal Best | Session Best | B Crossing the finish line in pit lane

20 — Quifel - ASM Team — Zytek 09SC — LM P1
Miguel Amaral, Olivier Pla

Lap	D	Time	Sector 1	Sector 2	Sector 3	T. Spd	Elapsed
1	1	2:57.187	1:14.505	1:06.981	35.701	210.1	2:57.187
2	1	2:14.828	39.315	1:00.932	34.581	266.0	5:12.015
3	1	2:15.826	39.165	1:01.933	34.728	270.7	7:27.841
4	1	2:15.333	38.955	59.948	36.430	266.7	9:43.174
5	1	2:12.627	38.345	59.699	34.583	269.3	11:55.801
6	1	2:12.360	38.383	59.548	34.429	268.0	14:08.161
7	1	3:01.299	38.134	1:02.510	1:20.655	262.1	17:09.460
8	1	2:15.453	38.407	1:00.965	36.081	274.1	19:24.913
9	1	2:16.233	38.087	1:02.513	35.633	273.4	21:41.146

23 — MIK Corse — Zytek 09 — LM P1
Maximo Cortes, Ferdinando Geri, Giacomo Piccini

Lap	D	Time	Sector 1	Sector 2	Sector 3	T. Spd	Elapsed
1	1	2:46.373	1:03.601	1:07.309	35.463	198.5	2:46.373
2	1	2:17.149	39.039	1:03.035	35.075	228.8	5:03.522
3	1	2:28.166	39.497	1:03.431	45.238	263.4	7:31.688
4	1	2:14.592	39.443	1:00.298	34.851	265.4	9:46.280
5	1	2:11.305	38.504	58.058	34.743	266.7	11:57.585
6	1	2:12.774	38.029	1:00.222	34.523	267.3	14:10.359
7	1	2:50.233 B	38.168	1:15.538	56.527	268.0	17:00.592

26 — Signatech Nissan — Oreca 03 - Nissan — LM P2
Franck Mailleux, Lucas Ordoñez, Soheil Ayari

Lap	D	Time	Sector 1	Sector 2	Sector 3	T. Spd	Elapsed
1	2	2:21.070	39.234	1:05.896	35.940	204.9	2:21.070
2	2	2:23.598 B	39.139	1:00.680	43.779	261.5	4:44.668
3	1	5:19.445	3:43.106	1:01.033	35.306	253.5	10:04.113
4	1	2:20.343 B	38.440	59.337	42.566	265.4	12:24.456
5	3	3:59.090	2:20.443	1:03.567	35.080	248.3	16:23.546
6	3	2:14.306	39.015	1:00.165	35.126	264.7	18:37.852
7	3	2:13.241	38.574	59.774	34.893	262.8	20:51.093

33 — Level 5 Motorsports — Lola Coupe - HPD — LM P2
Scott Tucker, Christophe Bouchut, Joao Barbosa

Lap	D	Time	Sector 1	Sector 2	Sector 3	T. Spd	Elapsed
1	3	4:06.007	2:19.060	1:06.603	40.344	206.9	4:06.007
2	3	2:16.424	40.009	1:00.667	35.748	250.6	6:22.431
3	3	2:16.450	39.225	1:01.580	35.645	254.7	8:38.881
4	3	2:14.869	39.491	59.844	35.534	254.7	10:53.750
5	3	2:25.991 B	39.605	1:02.147	44.239	252.9	13:19.741
6	1	4:57.245	3:09.526	1:08.616	39.103	200.7	18:16.986
7	1	2:24.030	41.585	1:04.449	37.996	234.8	20:41.016

35 — Oak Racing — Oak Pescarolo - Judd — LM P2
Andrea Barlesi, Frederic Da Rocha, Patrice Lafargue

Lap	D	Time	Sector 1	Sector 2	Sector 3	T. Spd	Elapsed
1	2	3:37.201	1:46.941	1:11.640	38.620	201.5	3:37.201
2	2	2:22.757	41.462	1:04.472	36.823	251.2	5:59.958
3	2	2:34.764 B	41.155	1:06.016	47.593	253.5	8:34.722
4	3	4:48.115	3:02.895	1:08.783	36.437	206.5	13:22.837
5	3	2:18.625	40.133	1:02.808	35.684	247.7	15:41.462
6	3	2:18.652	39.746	1:02.808	36.098	252.9	18:00.114
7	3	2:18.389	39.796	1:02.667	35.926	255.3	20:18.503

39 — Pecom Racing — Lola B11/40 - Judd — LM P2
Luis Perez-Companc, Matias Russo, Pierre Kaffer

Lap	D	Time	Sector 1	Sector 2	Sector 3	T. Spd	Elapsed
1	1	3:47.605	2:00.161	1:09.119	38.325	212.6	3:47.605
2	1	2:18.271	40.162	1:02.525	35.584	248.3	6:05.876
3	1	2:19.094	39.473	1:01.947	37.674	254.1	8:24.970
4	1	2:16.872	39.810	1:00.750	36.312	252.9	10:41.842
5	1	2:15.657	39.542	1:00.438	35.677	251.2	12:57.499
6	1	2:18.693	39.846	1:00.933	37.914	248.3	15:16.192
7	1	2:20.361	41.485	1:02.647	36.229	250.6	17:36.553
8	1	2:19.434	40.229	1:02.362	36.843	250.0	19:55.987
9	1	2:16.955	39.965	1:00.743	36.247	250.0	22:12.942

40 — Race Performance — Oreca 03 - Judd — LM P2
Michel Frey, Ralph Meichtry, Marc Rostan

Lap	D	Time	Sector 1	Sector 2	Sector 3	T. Spd	Elapsed
1	3	3:55.711 B	1:47.816	1:16.805	51.090	163.4	3:55.711
2	3	3:57.424	2:17.140	1:04.057	36.227	235.8	7:53.135
3	3	2:18.295	39.907	1:02.335	36.053	258.4	10:11.430
4	3	2:29.013 B	39.512	1:03.091	46.410	251.7	12:40.443
5	3	3:24.274	1:42.013	1:06.304	35.957	173.9	16:04.717
6	3	2:17.637	39.695	1:01.501	36.441	257.8	18:22.354
7	3	2:17.060	39.386	1:01.757	35.917	257.1	20:39.414

41 — Greaves Motorsport — Zytek Z11SN - Nissan — LM P2
Karim Ojjeh, Gary Chalandon, Tom Kimber-Smith

Lap	D	Time	Sector 1	Sector 2	Sector 3	T. Spd	Elapsed
1	3	4:13.211 B	54.211	1:06.073	2:12.927	230.8	4:13.211
2	1	3:03.698	1:22.972	1:04.691	36.035	231.3	7:16.909
3	1	2:15.879	39.191	1:00.937	35.751	261.5	9:32.788
4	1	3:26.380 B	39.245	1:02.504	1:44.631	262.1	12:59.168
5	2	3:11.669	1:29.191	1:06.459	36.019	184.3	16:10.837
6	2	2:18.926	39.862	1:02.851	36.213	232.3	18:29.763
7	2	2:16.651	39.407	1:01.675	35.569	259.0	20:46.414

42 — Strakka Racing — HPD ARX -01d — LM P2
Nick Leventis, Danny Watts, Jonny Kane

Lap	D	Time	Sector 1	Sector 2	Sector 3	T. Spd	Elapsed
1	3	3:03.229	1:19.097	1:05.374	38.758	211.4	3:03.229
2	3	2:14.397	39.253	59.642	35.502	257.8	5:17.626
3	3	2:21.592 B	39.289	59.185	43.118	260.2	7:39.218
4	1	4:14.554	2:30.166	1:07.832	36.556	227.8	11:53.772
5	1	2:21.031	40.565	1:04.121	36.345	255.3	14:14.803
6	1	2:20.478	39.843	1:03.915	36.720	257.1	16:35.281
7	1	2:19.516	39.919	1:03.387	36.210	259.6	18:54.797
8	1	2:24.375	39.947	1:06.050	38.378	260.9	21:19.172

43 — RLR Msport — MG Lola EX265 - Judd — LM P2
Barry Gates, Rob Garofall, Simon Phillips

Lap	D	Time	Sector 1	Sector 2	Sector 3	T. Spd	Elapsed
1	1	3:18.975	1:36.776	1:05.839	36.360	188.5	3:18.975
2	1	2:19.276	40.458	1:02.144	36.674	244.3	5:38.251
3	1	2:20.737	40.683	1:03.591	36.463	251.2	7:58.988
4	1	2:19.345	40.251	1:02.292	36.802	250.0	10:18.333
5	1	2:20.219	40.503	1:02.299	37.417	247.1	12:38.552
6	1	2:18.392	40.343	1:01.505	36.544	245.5	14:56.944
7	1	2:31.016 B	41.095	1:05.524	44.397	232.8	17:27.960



ILMC
1000KM OF SPA
Warm Up
Sector Analysis

Personal Best | Session Best | B Crossing the finish line in pit lane

44 — Extreme Limite AM Paris — Norma M200P - Judd — LM P2
Fabien Rosier, Jean-Marc Luco, Maurice Basso

Lap	D	Time	Sector 1	Sector 2	Sector 3	T. Spd	Elapsed
1	3	4:05.893	2:07.000	1:17.414	41.479	164.9	4:05.893
2	3	2:24.267	42.817	1:04.346	37.104	238.4	6:30.160
3	3	2:23.714	40.634	1:05.712	37.368	252.9	8:53.874
4	3	2:23.358	40.261	1:05.769	37.328	259.6	11:17.232
5	3	3:33.607 B	40.398	1:18.826	1:34.383	242.2	14:50.839

45 — Boutsen Energy Racing — Oreca 03 - Nissan — LM P2
Dominik Kraihamer, Nicolas De Crem

Lap	D	Time	Sector 1	Sector 2	Sector 3	T. Spd	Elapsed
1	2	2:36.530	53.414	1:06.525	36.591	210.1	2:36.530
2	2	2:22.769 B	38.865	1:00.891	43.013	260.9	4:59.299
3	1	3:59.506	2:19.340	1:04.098	36.068	234.8	8:58.805
4	1	2:17.795	38.788	1:03.444	35.563	262.8	11:16.600
5	1	2:21.619 B	38.812	1:00.392	42.415	260.9	13:38.219

46 — TDS Racing — Oreca 03 - Nissan — LM P2
Mathias Beche, Pierre Thiriet, Jody Firth

Lap	D	Time	Sector 1	Sector 2	Sector 3	T. Spd	Elapsed
1	2	3:08.652	1:23.074	1:08.197	37.381	231.8	3:08.652
2	2	2:16.953	39.830	1:02.330	34.793	253.5	5:25.605
3	2	2:16.694	38.539	1:02.489	35.666	262.8	7:42.299
4	2	2:22.300 B	39.204	1:00.024	43.072	260.2	10:04.599
5	3	4:20.754	2:41.771	1:02.413	36.570	238.9	14:25.353
6	3	2:17.596	39.359	1:02.847	35.390	259.6	16:42.949
7	3	2:15.892	38.958	1:00.683	36.251	261.5	18:58.841
8	3	2:17.131	38.876	1:02.517	35.738	259.6	21:15.972

50 — Larbre Competition — Corvette C6-ZR1 — LM GTE Am
Patrick Bornhauser, Julien Canal, Gabriele Gardel

Lap	D	Time	Sector 1	Sector 2	Sector 3	T. Spd	Elapsed
1	1	3:50.178	1:52.890	1:14.838	42.450	168.2	3:50.178
2	1	2:45.751 B	46.362	1:11.335	48.054	218.6	6:35.929
3	1	3:53.070	2:04.602	1:09.582	38.886	207.7	10:28.999
4	1	2:30.020	42.963	1:07.428	39.629	242.7	12:59.019
5	1	2:28.364	42.782	1:07.098	38.484	242.7	15:27.383
6	1	2:28.096	42.541	1:06.678	38.877	245.5	17:55.479
7	1	2:37.916 B	42.585	1:07.319	48.012	245.5	20:33.395

51 — AF Corse — Ferrari F458 Italia — LM GTE Pro
Giancarlo Fisichella, Gianmaria Bruni

Lap	D	Time	Sector 1	Sector 2	Sector 3	T. Spd	Elapsed
1	1	3:11.177	1:20.831	1:10.142	40.204	198.9	3:11.177
2	1	2:25.560	41.683	1:05.850	38.027	246.0	5:36.737
3	1	2:24.530	41.030	1:05.778	37.722	251.2	8:01.267
4	1	2:29.216 B	40.979	1:05.456	42.781	250.0	10:30.483
5	2	4:07.524	2:23.024	1:06.366	38.134	231.8	14:38.007
6	2	2:25.652	41.226	1:06.661	37.765	245.5	17:03.659
7	2	2:24.661	41.407	1:05.622	37.632	244.3	19:28.320
8	2	2:23.812	41.048	1:05.101	37.663	247.7	21:52.132

55 — BMW Motorsport — BMW M3 — LM GTE Pro
Augusto Farfus, Jorg Muller

Lap	D	Time	Sector 1	Sector 2	Sector 3	T. Spd	Elapsed
1	2	2:55.109	1:08.589	1:08.897	37.623	213.9	2:55.109
2	2	2:25.057	41.856	1:05.064	38.137	246.0	5:20.166
3	2	2:24.099	40.955	1:05.308	37.836	252.9	7:44.265
4	2	2:24.365	40.972	1:05.137	38.256	251.7	10:08.630
5	2	2:32.446 B	41.041	1:05.939	45.466	251.2	12:41.076
6	1	3:59.576	2:13.715	1:07.601	38.260	217.7	16:40.652
7	1	2:27.227	41.302	1:08.052	37.873	240.0	19:07.879
8	1	2:24.487	41.354	1:05.214	37.919	238.4	21:32.366

56 — BMW Motorsport — BMW M3 — LM GTE Pro
Andy Priaulx, Uwe Alzen

Lap	D	Time	Sector 1	Sector 2	Sector 3	T. Spd	Elapsed
1	1	2:56.815	1:09.825	1:09.181	37.809	198.2	2:56.815
2	1	2:24.593	41.825	1:05.521	37.247	248.8	5:21.408
3	1	2:25.304	40.981	1:06.633	37.690	251.7	7:46.712
4	1	2:30.752 B	40.986	1:06.063	43.703	251.2	10:17.464
5	2	4:32.819	2:47.831	1:06.603	38.385	196.4	14:50.283
6	2	2:26.055	41.329	1:06.875	37.851	245.5	17:16.338
7	2	2:24.336	41.112	1:05.857	37.367	250.0	19:40.674
8	2	2:31.780 B	41.396	1:06.055	44.329	247.7	22:12.454

57 — Krohn Racing — Ferrari F430 — LM GTE Am
Tracy Krohn, Niclas Jonsson

Lap	D	Time	Sector 1	Sector 2	Sector 3	T. Spd	Elapsed
1	1	3:42.057	1:39.268	1:17.715	45.074	151.3	3:42.057
2	1	2:36.460	45.968	1:10.506	39.986	198.2	6:18.517
3	1	2:31.245	43.240	1:08.231	39.774	239.5	8:49.762
4	1	2:30.749	42.441	1:09.465	38.843	247.7	11:20.511
5	1	2:29.733	42.795	1:07.814	39.124	244.3	13:50.244
6	1	2:29.841	42.590	1:08.056	39.195	240.0	16:20.085
7	1	2:28.786	42.819	1:07.348	38.619	243.8	18:48.871
8	1	2:36.954 B	42.588	1:08.132	46.234	242.2	21:25.825

58 — Luxury Racing — Ferrari F458 Italia — LM GTE Pro
Anthony Beltoise, François Jakubowski, Jean-Denis Deletraz

Lap	D	Time	Sector 1	Sector 2	Sector 3	T. Spd	Elapsed
1	1	3:29.302	1:39.134	1:11.079	39.089	202.2	3:29.302
2	1	2:29.471	42.507	1:08.118	38.846	244.9	5:58.773
3	1	2:29.057	42.534	1:07.613	38.910	244.9	8:27.830
4	1	2:40.341 B	42.883	1:06.764	50.694	242.7	11:08.171
5	1	5:26.683	3:31.406	1:13.600	41.677	210.9	16:34.854
6	1	2:36.120	44.000	1:12.643	39.477	237.9	19:10.974
7	1	2:32.083	43.365	1:08.456	40.262	239.5	21:43.057

59 — Luxury Racing — Ferrari F458 Italia — LM GTE Pro
Stephane Ortelli, Frederic Makowiecki

Lap	D	Time	Sector 1	Sector 2	Sector 3	T. Spd	Elapsed
1	2	3:54.823	2:06.737	1:09.850	38.236	198.5	3:54.823
2	2	2:24.547	41.651	1:05.343	37.553	242.2	6:19.370
3	2	2:29.576	42.824	1:07.948	38.804	233.3	8:48.946
4	2	2:32.368 B	41.373	1:04.731	46.264	247.7	11:21.314
5	2	4:25.466	2:41.889	1:05.702	37.875	228.3	15:46.780
6	2	2:24.004	41.463	1:04.642	37.899	244.9	18:10.784
7	2	2:23.249	41.336	1:04.407	37.506	244.9	20:34.033

61 — AF Corse — Ferrari F430 — LM GTE Am
Piergiuseppe Perazzini, Marco Cioci, Stephane Lemeret

Lap	D	Time	Sector 1	Sector 2	Sector 3	T. Spd	Elapsed
1	1	3:04.744	1:09.172	1:14.655	40.917	184.6	3:04.744
2	1	2:34.331	43.774	1:10.024	40.533	231.3	5:39.075
3	1	2:32.769	43.142	1:09.173	40.454	240.0	8:11.844
4	1	2:32.036	43.415	1:08.470	40.151	242.7	10:43.880
5	1	2:40.160 B	43.269	1:09.201	47.690	242.2	13:24.040
6	3	4:04.210	2:13.051	1:09.656	41.503	229.8	17:28.250

LE MANS SERIES — 1000KM SPA FRANCORCHAMPS 5-6-7 MAY 2011 — INTERCONTINENTAL LE MANS cup — ROLEX



ILMC
1000KM OF SPA
Warm Up
Sector Analysis

Personal Best | Session Best | B Crossing the finish line in pit lane

62 — CRS Racing — Ferrari F430 — LM GTE Am
Pierre Ehret, Roger Wills, Shaun Lynn

Lap	D	Time	Sector 1	Sector 2	Sector 3	T. Spd	Elapsed
1	3	3:16.413	1:26.362	1:10.857	39.194	192.2	3:16.413
2	3	2:27.031	42.063	1:06.934	38.034	229.8	5:43.444
3	3	2:28.008	41.925	1:06.955	39.128	236.3	8:11.452
4	3	2:35.054 B	42.127	1:07.359	45.568	228.3	10:46.506
5	2	5:15.216	3:26.289	1:09.294	39.633	200.0	16:01.722
6	2	2:30.770	43.311	1:08.268	39.191	243.8	18:32.492
7	2	2:41.859 B	43.775	1:08.743	49.341	236.8	21:14.351

63 — Proton Competition — Porsche 911 RSR (997) — LM GTE Am
Christian Ried, Nick Hommerson

Lap	D	Time	Sector 1	Sector 2	Sector 3	T. Spd	Elapsed
1	2	3:43.315	1:49.296	1:13.684	40.335	171.4	3:43.315
2	2	2:30.528	43.230	1:08.609	38.689	236.8	6:13.843
3	2	2:28.695	42.684	1:07.575	38.436	246.0	8:42.538
4	2	2:29.311	43.527	1:07.403	38.381	246.0	11:11.849
5	2	2:27.869	42.346	1:07.401	38.122	247.7	13:39.718
6	2	2:34.966 B	42.538	1:07.725	44.703	246.6	16:14.684
7	1	3:59.321	2:12.425	1:08.313	38.583	225.9	20:14.005

64 — Lotus Jetalliance — Lotus Evora — LM GTE Pro
Martin Rich, Oskar Slingerland

Lap	D	Time	Sector 1	Sector 2	Sector 3	T. Spd	Elapsed
1	1	4:13.221	1:59.093	1:26.317	47.811	126.3	4:13.221
2	1	2:43.464	47.298	1:15.078	41.088	175.6	6:56.685
3	1	2:48.416	47.051	1:18.285	43.080	176.8	9:45.101
4	1	2:33.630	44.525	1:08.667	40.438	230.8	12:18.731
5	1	2:31.291	44.026	1:08.087	39.178	235.8	14:50.022
6	1	2:32.188	43.350	1:09.408	39.430	240.0	17:22.210
7	1	2:38.947 B	43.681	1:08.621	46.645	235.8	20:01.157

65 — Lotus Jetalliance — Lotus Evora — LM GTE Pro
Jonathan Hirschi, Johnny Mowlem, James Rossiter

Lap	D	Time	Sector 1	Sector 2	Sector 3	T. Spd	Elapsed
1	1	4:06.187	2:09.898	1:14.773	41.516	174.2	4:06.187
2	1	2:30.906	44.028	1:06.927	39.951	236.3	6:37.093
3	1	2:37.484 B	43.357	1:06.876	47.251	238.9	9:14.577
4	1	4:48.658	2:57.257	1:10.948	40.453	205.3	14:03.235
5	1	2:29.368	43.519	1:07.215	38.634	234.8	16:32.603
6	1	2:28.880	42.962	1:06.810	39.108	242.2	19:01.483
7	1	2:28.103	42.768	1:06.670	38.665	238.9	21:29.586

66 — JMW Motorsport — Ferrari F458 Italia — LM GTE Pro
Rob Bell, James Walker

Lap	D	Time	Sector 1	Sector 2	Sector 3	T. Spd	Elapsed
1	1	2:44.070	56.630	1:09.946	37.494	216.4	2:44.070
2	1	2:23.957	40.906	1:05.472	37.579	250.0	5:08.027
3	1	2:34.206 B	40.925	1:04.627	48.654	250.6	7:42.233
4	2	4:23.267	2:36.986	1:08.437	37.844	229.3	12:05.500
5	2	2:24.460	41.844	1:05.221	37.395	245.5	14:29.960
6	2	2:24.473	41.507	1:05.145	37.821	246.6	16:54.433
7	2	2:26.198	41.359	1:05.458	39.381	248.3	19:20.631
8	2	2:28.540	41.378	1:07.119	40.043	241.1	21:49.171

67 — IMSA Performance Matmut — Porsche 911 RSR (997) — LM GTE Am
Nicolas Armindo, Raymond Narac

Lap	D	Time	Sector 1	Sector 2	Sector 3	T. Spd	Elapsed
1	2	2:50.868	1:01.588	1:10.652	38.628	219.1	2:50.868
2	2	2:25.852	42.014	1:05.992	37.846	246.6	5:16.720
3	2	2:24.949	41.936	1:05.554	37.459	252.3	7:41.669
4	2	2:24.441	41.455	1:05.276	37.710	251.7	10:06.110
5	2	2:25.197	41.705	1:05.745	37.747	251.7	12:31.307
6	2	2:24.933	41.580	1:05.799	37.554	250.0	14:56.240
7	2	2:30.893	41.295	1:09.404	40.194	235.8	17:27.133
8	2	2:26.936	41.629	1:06.295	39.012	248.8	19:54.069
9	2	2:25.952	41.710	1:06.210	38.032	248.8	22:20.021

70 — Kessel Racing — Ferrari F430 — LM GTE Am
Michael Broniszewski, Philipp Peter

Lap	D	Time	Sector 1	Sector 2	Sector 3	T. Spd	Elapsed
1	2	2:38.919	48.027	1:10.214	40.678	189.8	2:38.919
2	2	2:28.237	42.638	1:07.372	38.227	243.8	5:07.156
3	2	2:35.470 B	41.714	1:06.730	47.026	248.8	7:42.626
4	1	4:58.352	3:07.980	1:10.407	39.965	225.0	12:40.978
5	1	2:30.605	42.976	1:08.650	38.979	240.0	15:11.583
6	1	2:30.511	42.676	1:08.489	39.346	242.7	17:42.094
7	1	2:30.434	43.025	1:08.217	39.192	244.9	20:12.528

71 — AF Corse — Ferrari F458 Italia — LM GTE Pro
Jaime Melo, Toni Vilander

Lap	D	Time	Sector 1	Sector 2	Sector 3	T. Spd	Elapsed
1	2	3:11.114	1:24.245	1:07.794	39.075	225.0	3:11.114
2	2	2:23.315	40.984	1:05.135	37.196	251.2	5:34.429
3	2	2:21.640	40.759	1:03.936	36.945	251.2	7:56.069
4	2	2:29.393 B	40.806	1:04.044	44.543	251.2	10:25.462
5	2	4:13.487	2:28.758	1:07.042	37.687	236.3	14:38.949
6	2	2:22.870	40.675	1:04.817	37.378	249.4	17:01.819
7	2	2:22.891	40.936	1:04.526	37.429	247.7	19:24.710
8	2	2:29.317 B	40.876	1:04.751	43.690	251.2	21:54.027

72 — AF Corse — Ferrari F430 — LM GTE Am
Robert Kauffman, Rui Aguas

Lap	D	Time	Sector 1	Sector 2	Sector 3	T. Spd	Elapsed
1	2	2:42.387	54.888	1:09.067	38.432	188.2	2:42.387
2	2	2:26.717	42.179	1:05.559	38.979	244.9	5:09.104
3	2	2:25.512	41.408	1:05.559	38.545	250.0	7:34.616
4	2	2:24.865	41.603	1:05.063	38.199	246.0	9:59.481
5	2	2:34.546 B	41.560	1:06.057	46.929	246.6	12:34.027
6	1	4:56.326	2:55.066	1:19.134	42.126	210.9	17:30.353
7	1	2:39.074	45.046	1:12.721	41.307	240.0	20:09.427

75 — Prospeed Competition — Porsche 911 RSR (997) — LM GTE Pro
Marc Goossens, Marco Holzer

Lap	D	Time	Sector 1	Sector 2	Sector 3	T. Spd	Elapsed
1	2	2:31.482	43.670	1:09.598	38.214	193.9	2:31.482
2	2	2:23.587	41.332	1:05.109	37.146	250.0	4:55.069
3	2	2:31.274 B	41.035	1:06.474	43.765	252.9	7:26.343
4	2	4:15.403	2:32.198	1:05.551	37.654	235.8	11:41.746
5	2	2:22.857	41.094	1:04.673	37.090	250.0	14:04.603
6	2	2:25.578	41.809	1:06.087	37.682	234.8	16:30.181
7	2	2:23.001	41.073	1:04.887	37.041	252.3	18:53.182
8	2	2:24.869	40.987	1:05.712	38.170	252.3	21:18.051



ILMC
1000KM OF SPA
Warm Up

Sector Analysis

Personal Best | Session Best | B Crossing the finish line in pit lane

76 — IMSA Performance Matmut — Porsche 911 RSR (997) — LM GTE Pro
Patrick Pilet
Wolf Henzler

Lap	D	Time	Sector 1	Sector 2	Sector 3	T. Spd	Elapsed
1	2	2:45.453	1:00.946	1:06.877	37.630	233.3	2:45.453
2	2	2:25.084	41.712	1:05.303	38.069	250.0	5:10.537
3	2	2:32.828 B	41.137	1:06.207	45.484	252.9	7:43.365
4	2	5:07.771	3:23.220	1:06.507	38.044	236.8	12:51.136
5	2	2:26.976	41.344	1:05.023	40.609	248.8	15:18.112
6	2	2:24.195	41.185	1:05.181	37.829	251.2	17:42.307
7	2	2:24.102	41.286	1:05.030	37.786	252.3	20:06.409

77 — Team Felbermayr-Proton — Porsche 911 RSR (997) — LM GTE Pro
Marc Lieb
Richard Lietz

Lap	D	Time	Sector 1	Sector 2	Sector 3	T. Spd	Elapsed
1	1	3:05.027	1:12.009	1:12.154	40.864	189.8	3:05.027
2	1	2:30.301	43.959	1:08.676	37.666	194.6	5:35.328
3	1	2:26.105	41.078	1:06.403	38.624	250.0	8:01.433
4	1	2:29.826 B	41.177	1:05.420	43.229	248.8	10:31.259
5	2	4:10.380	2:18.695	1:13.447	38.238	201.9	14:41.639
6	2	2:24.458	41.149	1:05.299	38.010	254.1	17:06.097
7	2	2:23.037	40.712	1:05.310	37.015	256.5	19:29.134
8	2	2:23.672	40.744	1:05.254	37.674	256.5	21:52.806

79 — Jota — Aston Martin Vantage — LM GTE Pro
Simon Dolan
Sam Hancock

Lap	D	Time	Sector 1	Sector 2	Sector 3	T. Spd	Elapsed
1	2	2:41.483 B	42.092	1:12.375	47.016	185.2	2:41.483
2	1	4:15.537	2:27.201	1:09.356	38.980	217.3	6:57.020
3	1	2:28.546	42.085	1:08.026	38.435	243.2	9:25.566
4	1	2:26.768	41.844	1:06.795	38.129	244.3	11:52.334
5	1	2:29.607	42.199	1:07.361	40.047	241.1	14:21.941
6	1	2:30.318	41.855	1:08.171	40.292	241.6	16:52.259
7	1	2:27.893	41.966	1:06.464	39.463	232.8	19:20.152
8	1	2:26.547	41.729	1:06.950	37.868	245.5	21:46.699

82 — CRS Racing — Ferrari F430 — LM GTE Am
Klaas Hummel — Phil Quaife
Adam Christodoulou

Lap	D	Time	Sector 1	Sector 2	Sector 3	T. Spd	Elapsed
1	1	3:26.078	1:32.586	1:13.481	40.011	186.5	3:26.078
2	1	2:30.265	42.819	1:08.259	39.187	241.6	5:56.343
3	1	2:29.674	42.691	1:07.622	39.361	244.9	8:26.017
4	1	2:40.766 B	42.756	1:08.039	49.971	243.2	11:06.783
5	2	4:48.179	3:01.585	1:07.660	38.934	230.8	15:54.962
6	2	2:27.417	42.327	1:06.762	38.328	246.6	18:22.379
7	2	2:26.859	41.881	1:06.895	38.083	244.9	20:49.238

88 — Team Felbermayr-Proton — Porsche 911 RSR (997) — LM GTE Am
Horst Felbermayr Jr.
Bryce Miller

Lap	D	Time	Sector 1	Sector 2	Sector 3	T. Spd	Elapsed
1	2	3:20.319 B	1:18.223	1:12.371	49.725	194.9	3:20.319
2	2	4:38.058 B	2:39.378	1:09.751	48.929	218.6	7:58.377
3	2	7:33.886	5:44.010	1:11.080	38.796	206.9	15:32.263
4	2	2:28.607	42.704	1:06.939	38.964	240.5	18:00.870
5	2	2:27.507	42.401	1:06.802	38.304	247.1	20:28.377

89 — Hankook Team Farnbacher — Ferrari F458 Italia — LM GTE Pro
Dominik Farnbacher
Allan Simonsen

Lap	D	Time	Sector 1	Sector 2	Sector 3	T. Spd	Elapsed
1	2	2:28.871	43.142	1:07.969	37.760	207.7	2:28.871
2	2	2:22.659	41.072	1:04.499	37.088	248.3	4:51.530
3	2	2:30.957 B	41.190	1:05.266	44.501	248.8	7:22.487
4	2	4:05.713	2:21.160	1:06.857	37.696	217.3	11:28.200
5	2	2:24.364	41.488	1:05.445	37.431	247.1	13:52.564
6	2	2:24.121	41.170	1:05.633	37.318	249.4	16:16.685
7	2	2:24.322	41.351	1:05.101	37.870	248.8	18:41.007
8	2	2:25.054	41.450	1:04.628	38.976	247.1	21:06.061

91 — Hope Racing — FLM - Oreca - 09 — FLM
Luca Moro — Nicolas Marroc
Shanqi Zhang

Lap	D	Time	Sector 1	Sector 2	Sector 3	T. Spd	Elapsed
1	1	2:35.886	46.648	1:10.743	38.495	208.1	2:35.886
2	1	2:26.131	41.816	1:06.894	37.421	247.7	5:02.017
3	1	2:24.296	42.311	1:04.753	37.232	252.9	7:26.313
4	1	2:21.767	41.021	1:03.781	36.965	251.7	9:48.080
5	1	2:32.204 B	41.351	1:04.406	46.447	251.7	12:20.284
6	2	4:36.798	2:54.420	1:05.523	36.855	231.3	16:57.082
7	2	2:22.137	40.392	1:04.027	37.718	254.1	19:19.219
8	2	2:23.305	40.845	1:04.552	37.908	251.2	21:42.524

92 — Neil Garner Motorsport — FLM - Oreca - 09 — FLM
John Hartshorne — Phil Keen
Steave Keating

Lap	D	Time	Sector 1	Sector 2	Sector 3	T. Spd	Elapsed
1	3	3:09.684	1:26.151	1:06.251	37.282	208.1	3:09.684
2	3	2:19.792	40.427	1:03.763	35.602	253.5	5:29.476
3	3	2:19.331	41.184	1:01.256	36.891	252.9	7:48.807
4	3	2:26.456 B	39.476	1:02.082	44.898	260.2	10:15.263
5	3	8:33.968 B	6:34.363	1:10.525	49.080	186.9	18:49.231

93 — Genoa Racing — FLM - Oreca - 09 — FLM
Elton Julian — Jens Petersen
Christian Zugel

Lap	D	Time	Sector 1	Sector 2	Sector 3	T. Spd	Elapsed
1	3	2:36.424	51.360	1:07.781	37.283	200.4	2:36.424
2	3	2:25.776	41.641	1:06.794	37.341	225.5	5:02.200
3	3	2:20.162	40.985	1:02.934	36.243	250.0	7:22.362
4	3	2:29.717 B	40.411	1:03.160	46.146	252.9	9:52.079
5	2	4:53.574	2:55.908	1:18.853	38.813	163.1	14:45.653
6	2	2:28.746	42.338	1:08.103	38.305	237.4	17:14.399
7	2	2:29.821	42.117	1:08.113	39.591	247.7	19:44.220
8	2	2:31.673	43.296	1:08.402	39.975	235.3	22:15.893

95 — Pegasus Racing — FLM - Oreca - 09 — FLM
Mirco Schultis — Julien Schell
Patrick Simon

Lap	D	Time	Sector 1	Sector 2	Sector 3	T. Spd	Elapsed
1	1	3:05.544	1:19.128	1:08.283	38.133	186.2	3:05.544
2	1	2:23.687	42.692	1:04.426	36.569	247.7	5:29.231
3	1	2:31.111 B	41.532	1:04.191	45.388	230.8	8:00.342
4	2	4:50.037	3:06.140	1:06.066	37.831	236.8	12:50.379
5	2	2:25.058	42.268	1:05.410	37.380	241.1	15:15.437
6	2	2:25.280	41.844	1:05.769	37.667	246.6	17:40.717
7	2	2:22.834	41.587	1:04.483	36.764	247.7	20:03.551

99 — JMB Racing — FLM - Oreca - 09 — FLM
Manuel Rodrigues — Olivier Lombard
Jean-Marc Menahem

Lap	D	Time	Sector 1	Sector 2	Sector 3	T. Spd	Elapsed
1	3	2:37.277	52.844	1:06.609	37.824	201.5	2:37.277
2	3	2:21.739	40.861	1:04.965	35.913	243.2	4:59.016
3	3	2:18.525	39.702	1:02.799	36.024	254.1	7:17.541
4	3	2:26.060 B	39.615	1:01.183	45.262	256.5	9:43.601
5	3	4:19.089	2:34.443	1:06.468	38.178	229.3	14:02.690
6	3	2:25.022	41.248	1:06.793	36.981	251.7	16:27.712



ILMC

1000KM OF SPA

Warm Up

Sector Analysis

Personal Best | Session Best | **B** Crossing the finish line in pit lane

Lap	D	Time	Sector 1	Sector 2	Sector 3	T. Spd	Elapsed	Lap	D	Time	Sector 1	Sector 2	Sector 3	T. Spd	Elapsed
7	3	2:22.316	40.921	1:04.538	36.857	252.9	18:50.028								
8	3	2:22.953	41.411	1:04.754	36.788	250.6	21:12.981								